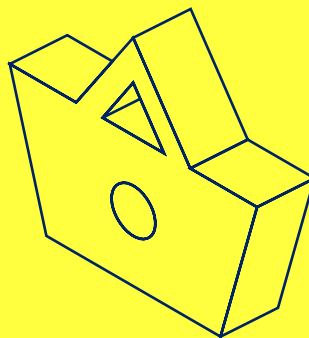




**PMR** RETAIL  
EXPERTS

## **NON-FOOD DISCOUNTERS MARKET IN POLAND 2026**

Market analysis and development  
forecasts for 2026-2031



© 1996–2025+ PMR MARKET EXPERTS

# Table of contents

## Executive summary » 7

## Size of the non-food discounters market in Poland » 15

Value of the market in 2021-2025 and PMR forecast for 2026-2031 » 16

Number of non-food discounters in 2021-2025 and PMR forecast for 2026-2031 » 17

## Competitiveness of non-food discounters in selected product categories » 18

Value of the non-food discounters market in 2021-2025, broken down into largest product categories » 18

Share of non-food discounters in selected retail markets in Poland in 2021-2025 » 20

Specialisation areas of individual chains » 21

Competitive landscape within selected product categories » 22

Clothing and footwear » 22

Home furnishings » 24

Food products » 26

School supplies and stationery » 28

Household chemicals » 30

Pet products » 32

## Consumer profile of non-food discounters » 35

Awareness of the largest discount chains » 35

Frequency of visits to individual discount chains » 37

**Socio-demographic profile of consumers visiting non-food discounters** >> **38**

Overall >> **38**

Compared to competitive purchasing channels >> **39**

Clothing and footwear > **39**

Home furnishings > **41**

Food products > **43**

**Key players in the non-food discounters market in Poland in 2021-2025** >> **45**

**Sales value and market shares of the largest discount chains** >> **46**

**Store count of the largest discount chains** >> **47**

**Revenue per store of the largest discount chains** >> **49**

**Profiles of the key players** >> **51**

**Action** >> **51**

General information >> **51**

Sales value and number of stores >> **52**

Most popular products >> **52**

Socio-demographic profile of the consumer >> **53**

**Pepco** >> **55**

General information >> **55**

Sales value and number of stores >> **55**

Most popular products >> **55**

Socio-demographic profile of the consumer >> **56**

**Dealz** >> **58**

General information >> **58**

Sales value and number of stores >> **58**

Most popular products >> **58**

Socio-demographic profile of the consumer >> **59**

**KiK » 61**

General information » **61**

Sales value and number of stores » **61**

Most popular products » **62**

Socio-demographic profile of the consumer » **62**

**TEDi » 64**

General information » **64**

Sales value and number of stores » **64**

Most popular products » **64**

Socio-demographic profile of the consumer » **65**

**Woolworth » 67**

General information » **67**

Sales value and number of stores » **67**

Most popular products » **67**

**Methodology » 69**

**List of graphs and tables » 85**

**About PMR » 89**

# List of graphs and tables

## Size of the non-food discounters market in Poland » 15

Value (PLN m) and change (% YoY) of the non-food discounters market in Poland, 2021-2031 » 17

Store count of non-food discounters in Poland and its change (% YoY), 2021-2031 » 17

## Competitiveness of non-food discounters in selected product categories » 18

Estimated sales value of selected product categories in the non-food discounters market in Poland (PLN m), 2021-2025 » 19

Market shares of selected product categories in the non-food discounters market in Poland (%), 2021-2025 » 19

Growth rate of selected product categories in the non-food discounters market in Poland (% YoY), 2021-2025 » 20

Estimated share of non-food discounters in selected retail markets (%), 2021-2025 and 2031 » 21

Areas of specialisation of selected non-food discount chains in Poland, 2026 » 22

Competitive landscape of non-food discounters in Poland, clothing and footwear, 2025 » 23

Most popular places to buy clothing – non-food discount stores vs other channels (%), 2025 » 23

Most popular places to buy footwear – non-food discount stores vs other channels (%), 2025 » 24

Most popular places to buy clothing accessories – non-food discount stores vs other channels (%), 2025 » 24

Competitive landscape of non-food discounters in Poland, home furnishings, 2025 » 25

Most popular places to buy home and garden furnishings – non-food discount stores vs other channels (%), 2025 » 26

Competitive landscape of non-food discounters in Poland, food products, 2025 » 27

Most popular places to buy food products – non-food discount stores vs other channels (%), 2025 » 28

Competitive landscape of non-food discounters in Poland, school supplies and stationery, 2025 >> **29**

Most popular places to buy school supplies and stationery – non-food discount stores vs other channels (%), 2025 >> **30**

Competitive landscape of non-food discounters in Poland, household chemicals and cleaning products, 2025 >> **31**

Most popular places to buy household chemicals and cleaning products – non-food discount stores vs other channels (%), 2025 >> **32**

Competitive landscape of non-food discounters in Poland, pet products, 2025 >> **33**

Most popular places to buy non-food pet products – non-food discount stores vs other channels (%), 2025 >> **34**

Most popular places to buy pet food products – non-food discount stores vs other channels (%), 2025 >> **34**

## Consumer profile of non-food discounters >> **35**

Awareness of non-food discount chains in Poland (%), 2021-2025 >> **36**

Awareness of non-food discount chains in Poland (%), by gender and age, 2025 >> **36**

Awareness of non-food discount chains in Poland (%), by place of residence, 2025 >> **37**

Frequency of visits to non-food discounters in Poland (%), 2025 >> **37**

Structure of the consumer population of non-food discounters (%), by selected socio-demographic characteristics, 2024-2025 >> **38**

Structure of the consumer population of non-food discounters compared to other selected clothing and footwear sales channels (%), by selected socio-demographic characteristics, 2025 >> **40**

Structure of the consumer population of non-food discounters compared to other selected home furnishings sales channels (%), by selected socio-demographic characteristics, 2025 >> **42**

Structure of the consumer population of non-food discounters compared to other selected food products sales channels (%), by selected socio-demographic characteristics, 2025 >> **43**

## Key players in the non-food discounters market in Poland in 2021-2025 >> **45**

Overview of key players in the non-food discounters market in Poland, 2025 >> **45**

Sales value of key players in the non-food discounters market in Poland (PLN m), 2021-2025 >> **46**

Market shares of key players in the non-food discounters market in Poland (%), by sales value, 2021-2025 >> **46**

Change in the sales value of key players in the non-food discounters market in Poland (% YoY), 2021-2025 >> **47**

Store count of key players in the non-food discounters market in Poland, 2021-2025 and 2031 >> **48**

Change in store count of key players in the non-food discounters market in Poland (YoY), 2021-2025 >> **48**

Change in store count of key players in the non-food discounters market in Poland (% YoY), 2021-2025 >> **49**

Market shares of key players in the non-food discounters market in Poland (%), by store count, 2021-2025 >> **49**

Estimated annual revenue per store of the largest players in the non-food discounters market in Poland (PLN m), 2021-2025 >> **50**

## Profiles of the key players >> **51**

Key information on the Action chain in Poland, 2021-2025 >> **52**

Most popular product categories purchased by consumers at Action (%), 2024-2025 >> **53**

Structure of the consumer population of Action (%), by selected socio-demographic characteristics, 2025 >> **54**

Key information on the Pepco chain in Poland, 2021-2025 >> **55**

Most popular product categories purchased by consumers at Pepco (%), 2024-2025 >> **56**

Structure of the consumer population of Pepco (%), by selected socio-demographic characteristics, 2025 >> **57**

Key information on the Dealz chain in Poland, 2021-2025 >> **58**

Most popular product categories purchased by consumers at Dealz (%), 2024-2025 >> **59**

Structure of the consumer population of Dealz (%), by selected socio-demographic characteristics, 2025 >> **60**

Key information on the KiK chain in Poland, 2021-2025 >> **61**

Most popular product categories purchased by consumers at KiK (%), 2024-2025 >> **62**

Structure of the consumer population of KiK (%), by selected socio-demographic characteristics, 2025 >> **63**

Key information on the TEDi chain in Poland, 2021-2025 >> **64**

Most popular product categories purchased by consumers at TEDI (%), 2024-2025 >> **65**

Structure of the consumer population of TEDI (%), by selected socio-demographic characteristics, 2025 >> **66**

Key information on the Woolworth chain in Poland, 2021-2025 >> **67**

Most popular product categories purchased by consumers at Woolworth (%), 2024-2025 >> **68**

## Methodology >> **69**

Impact of macroeconomic and demographic factors on the value of the non-food discounters market in Poland, 2023-2031 >> **72**

GDP per capita (PLN thousand) and real GDP change (% YoY) in Poland, 2022-2031 >> **73**

CPI inflation in Poland (% YoY), 2022-2031 >> **74**

Average annual LFS unemployment rate (%) and real change in average monthly gross wage in Poland (% YoY), 2022-2031 >> **75**

Real change in household disposable income and in private consumption in Poland (% YoY), 2022-2031 >> **76**

Number of residents in Poland (million), shares of the different demographic groups (%) and the number of residents including refugees from Ukraine (million), 2022-2031 >> **76**

# PMR MARKET EXPERTS

by Hume's

**WE UNDERSTAND THAT DATA IS NOT JUST ABOUT NUMBERS.**

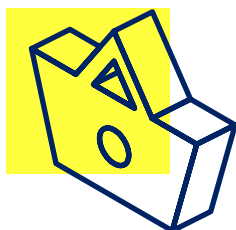
**IT IS THE FOUNDATION OF THE DECISIONS SHAPING THE FUTURE OF YOUR BUSINESS.**

At PMR Market Experts, we have been preparing cyclical industry reports for over 20 years, refining our sector knowledge.

Our core specialisations:



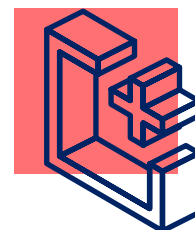
**Digital & ICT**



**Retail**



**Pharma & Healthcare**



**Construction**

Our reports are more than just a compilation of facts – **they are reliable knowledge based on proven methodology.** We combine primary and secondary data, proprietary algorithms and econometric models to provide precise information about the market, its values, growth rates, segments and key players.

We are part of **Hume's Institute** – a 360 research agency specialising in quantitative and qualitative research, forecasting and market predictions.

PMR Market Experts' data analysis and verification expertise, unique insights and proven forecasts provided by Hume's Institute give real insight and advantage to our Clients.

More than **600 clients worldwide** have already benefited from our services. We have analysed more than **5,000 brands**, operating in over **50 markets**. The trust placed in us by the major players is confirmed by the fact that we work with **70% of the prestigious Fortune 500 companies.**



tel.: +48 609 290 093  
info@pmrcorporate.com  
[www.pmrmarketexperts.com](http://www.pmrmarketexperts.com)



Krolewska 57  
30-081 Krakow  
Poland