


PMR HEALTHCARE
EXPERTS

LABORATORY DIAGNOSTICS SERVICES MARKET IN POLAND 2026

Market analysis and
development prospects



© 1996-2025+ PMR MARKET EXPERTS

Table of contents

Executive summary » 9

Main trends and key factors influencing the laboratory diagnostics services market in Poland » 20

Macroeconomic and demographic factors » 20

General macroeconomic outlook » 20

Overall price growth rate and price index for laboratory diagnostics services » 22

Labour market situation in Poland » 23

Population's financial situation » 23

Demographics » 24

Geopolitical environment » 25

Global trade tensions > 25

War in Ukraine > 25

Other risks > 25

Demand-side factors » 25

Higher number of doctor visits supports growth in the laboratory diagnostics market » 25

Growing NFZ spending on primary care, outpatient specialist care and hospital treatment » 27

Demand for rapid tests for infectious diseases » 28

Development of healthcare programmes driving the market growth » 29

Summary of the Prevention 40 PLUS programme > 30

My Health – new prevention programme > 31

Preventive kiosks at NFZ regional branches > 33

Investment by companies in prevention and well-being » 33

Is occupational medicine going to reshape the laboratory diagnostics market? » 34

Supply-side factors » 35

National register of analytical laboratories – how does it work? » 35

Scope of additional services offered by laboratories is expanding » 35

Diagnostics tailored to patient age » 36

Market consolidation continues with the leading players unchanged » 36

Low expenditure on laboratory equipment and reagents: Poland vs Europe » 37

Growing number of laboratory diagnosticians » 38

Market in development – major constraints on the growth of laboratory diagnostics in Poland » 39

Technological factors » 41

Automation of laboratory work » 41

AI » 42

Progress in diagnostics as an opportunity for more effective prevention » 43

Legal factors » 44

Wider range of examinations available in outpatient specialist care, primary care and night and holiday care » 44

Legislative measures to strengthen prevention » 44

Key legal developments in laboratory medicine » 45

Individual practice of a laboratory diagnostician » 46

Size of the laboratory diagnostics services market in Poland: number of tests in 2020-2025 » 47

Number of laboratory diagnostic tests » 47

Number of tests per laboratory » 48

Market structure by laboratory location » 49

Prospects for the development of individual segments of laboratory diagnostics in 2026-2028 » 51

Market segments with the best prospects » 51

Expected direction of change in the number of tests by segment » 52

Expected average annual change in the number of tests by segment » 53

Overview of the market segments » 54

Immunology and immunochemistry » 54

Clinical biochemistry	»	55
Histology and cytology	»	56
Analysis of critical parameters	»	57
Molecular diagnostics (biology) and cytogenetics, genetic testing	»	57
Clinical microbiology	»	58
Haematology and coagulology	»	59

Overview of service providers in the laboratory diagnostics market in Poland » 60

Number of analytical laboratories in 2018-2025	»	60
Breakdown of analytical laboratories by ownership form	»	61
Breakdown of analytical laboratories by type (hospital/non-hospital)	»	61
Breakdown of analytical laboratories by voivodship	»	63
Breakdown of analytical laboratories by the largest cities	»	65
Hospital laboratories	»	67
Breakdown of hospital laboratories by type (own/outsourced)	»	67
Breakdown of hospital laboratories by ownership form	»	68
Breakdown of hospital laboratories by hospital size	»	70
Outsourced laboratories	»	71
Breakdown of outsourced laboratories by key players	»	71
Breakdown of outsourced laboratories by voivodship	»	72
Types of tests performed	»	74
Needs and challenges of laboratories	»	75
Equipment acquisition plans	»	76
Sources of information	»	77

Largest service providers in the laboratory diagnostics market in Poland » 80

Number of laboratories and specimen collection service points of the largest chains	»	80
Profiles of biggest laboratory chains	»	82

Diagnostyka Group » 82

General information > **82**

Number of laboratories and specimen collection service points > **83**

Outsourced laboratories > **84**

Financial results > **85**

Key events and strategy > **85**

Alab Laboratoria Group » 87

General information > **87**

Number of laboratories and specimen collection service points > **87**

Outsourced laboratories > **88**

Financial results > **89**

Key events and strategy > **89**

Synevo » 90

General information > **90**

Number of laboratories and specimen collection service points > **90**

Outsourced laboratories > **91**

Financial results > **92**

Key events and strategy > **92**

Largest suppliers in the laboratory diagnostics market in Poland » 93

Awareness of equipment/analyser and reagent brands » 93

Scope of use of different brands of equipment/analysers » 94

Clinical biochemistry » **95**

Haematology and coagulology » **96**

Immunology and immunochemistry » **96**

Clinical microbiology » **97**

Molecular diagnostics (biology) and cytogenetics, genetic testing » **97**

Scope of use of different reagent brands » 98

Appendix » 100

Public segment – number and types of tests » 100

Number, structure and most frequent tests performed – POZ » 100

Most frequently performed tests – AOS » 103

Most frequently performed tests – inpatient care » 103

Most frequently performed tests – psychiatric care » 104

Methodology » 105

List of graphs and tables » 110

About PMR » 117

List of graphs and tables

Main trends and key factors influencing the laboratory diagnostics services market in Poland » 20

GDP per capita (PLN thousand) and real GDP change (% YoY) in Poland, 2022-2031 » 21

CPI inflation, harmonised price index in the diagnostics market* and price index for outpatient and other health-related services in Poland (% YoY), 2022-2031 » 22

Average annual LFS unemployment rate (%) and real change in average monthly gross wage in Poland (% YoY), 2022-2031 » 23

Real change in household disposable income and in private consumption in Poland (% YoY), 2022-2031 » 24

Number of residents in Poland (million), shares of the different demographic groups (%) and the number of residents including refugees from Ukraine (million), 2022-2031 » 24

Number of patients and services in primary care, outpatient specialist care and hospital treatment in Poland financed by the NFZ (million of patients/services), 2018-2024 » 26

Change in the number of patients and services in primary care, outpatient specialist care and hospital treatment in Poland financed by the NFZ (% YoY), 2019-2024 » 26

Number of patients and services in primary healthcare, outpatient specialist care and hospital treatment financed by the NFZ in Poland, per capita, 2018-2024 » 27

NFZ expenditure on primary care, outpatient specialist care and hospital treatment in Poland (PLN bn), 2022-2024 » 27

Change in NFZ expenditure on primary care, outpatient specialist care and hospital treatment in Poland (% YoY), 2023-2024 » 28

Average price for primary care, outpatient specialist care and hospital treatment services under the NFZ in Poland (PLN), 2022-2024 » 28

Value (PLN m) and number (million units) of diagnostic tests sold in pharmacies in Poland, 2021-2025 » 29

Selected healthcare programmes covering laboratory tests in Poland, 2021-2025 » 29

Number and type of tests performed under the Prevention 40 PLUS programme in Poland, by test type, July 2021-July 2024 » 31

Number of patients who were tested under the My Health programme in Poland, by voivodship, May-October 2025 » 32

Number of services provided under the My Health programme in Poland, by NFZ settlement product, May-October 2025 » **33**

Share of the largest players in the number of diagnostic laboratories in Poland (%), 2020-2025 » **37**

Per capita expenditure on laboratory equipment and reagents in Poland and other European countries (€), 2020-2021 » **37**

Average share of expenditure on reagents in costs of laboratory tests in Poland (%), 2025 » **38**

Share of expenditure on reagents in costs of laboratory tests in Poland (%), by laboratory location, 2025 » **38**

Number of laboratory diagnosticians in Poland, 2018-2024 » **39**

Number of physicians with a laboratory diagnostician and microbiologist specialisation in Poland, by specialisation degree, October 2025 » **39**

Key barriers to the development of the laboratory diagnostics market in Poland (%), 2024-2025 » **40**

Key barriers to the development of the laboratory diagnostics market in Poland (%), by laboratory location, 2025 » **41**

Scale of implementation and plans to implement partial automation in analytical laboratories in Poland (%), 2024-2025 » **42**

Scale of implementation and plans to implement total automation in analytical laboratories in Poland (%), 2024-2025 » **42**

Scale of implementation and plans to implement AI in analytical laboratories in Poland (%), 2024-2025 » **43**

Size of the laboratory diagnostics services market in Poland: number of tests in 2020-2025 » **47**

Number (million) of laboratory tests performed in Poland and its change (% YoY), 2020-2025 » **48**

Number (thousand) of laboratory tests performed per laboratory in Poland and its change (% YoY), 2020-2025 » **49**

Number of laboratory tests performed in Poland per laboratory operated by the three largest market players in Poland and other laboratories (thousand), 2020-2025 » **49**

Breakdown of laboratory tests in Poland (%), by laboratory location, 2020-2025 » **50**

Prospects for the development of individual segments of laboratory diagnostics in 2026-2028 » 51

Most prospective laboratory diagnostics segments in Poland (%), 2026-2028 » 52

Expected change in the number of laboratory diagnostic tests performed in Poland over the next three years (%), by segment, 2026-2028 » 53

Expected average annual growth rates for individual segments of laboratory diagnostics in Poland (%), by number of tests, 2026-2028 » 54

Expected change in the number of immunology and immunochemistry tests performed in Poland in the next three years (%), 2026-2028 » 54

Expected change in the number of clinical biochemistry tests performed in Poland in the next three years (%), 2026-2028 » 55

Expected change in the number of histology and cytology tests performed in Poland in the next three years (%), 2026-2028 » 56

Expected change in the number tests related to analysis of critical parameters performed in Poland in the next three years (%), 2026-2028 » 57

Expected change in the number of molecular (biology), cytogenetics and genetics diagnostics tests performed in Poland in the next three years (%), 2026-2028 » 57

Expected change in the number of clinical microbiology tests performed in Poland in the next three years (%), 2026-2028 » 58

Expected change in the number of haematology and coagulology tests performed in Poland in the next three years (%), 2026-2028 » 59

Overview of service providers in the laboratory diagnostics market in Poland » 60

Number of analytical laboratories in Poland and its change (%), 2018-2025 » 61

Number of analytical laboratories in Poland (%), by ownership form, 2022 and 2024-2025 » 61

Number of analytical laboratories in Poland, by type and location, 2022 and 2024-2025 » 62

Number of analytical laboratories in Poland (%), by ownership form, 2025 » 62

Number of analytical laboratories in individual voivodships in Poland, 2018, 2020, 2022 and 2024-2025 » 63

Number of analytical laboratories in individual voivodships in Poland (%), by ownership form, 2025 » 64

- Number of analytical laboratories in the largest cities in Poland, 2024-2025 » **65**
- Number of residents per laboratory in the largest cities in Poland, 2025 » **66**
- Number of analytical laboratories in the largest cities in Poland (%), by ownership form, 2025 » **67**
- Key data regarding hospital laboratories in Poland, 2022 and 2024-2025 » **68**
- Breakdown of the hospital laboratories market in Poland (%), by own and outsourced laboratories, 2022 and 2024-2025 » **68**
- Breakdown of the number of hospital laboratories in Poland (%), by hospital ownership form, 2025 » **69**
- Breakdown of hospital laboratories by hospital ownership form (%), own and outsourced, 2025 » **69**
- Breakdown of hospital laboratories in Poland by laboratory ownership form (%), own and outsourced, 2025 » **69**
- Number of own and outsourced hospital laboratories, by number of beds and hospital ownership form, 2025 » **70**
- Percentage of own and outsourced hospital laboratories (%), by number of beds and ownership form, 2025 » **71**
- Number of outsourced laboratories in selected major laboratory chains in Poland, 2018, 2020, 2022 and 2024-2025 » **72**
- Number of hospital laboratories operated on an outsourcing basis in Poland, by voivodship, 2022 and 2024-2025 » **73**
- Breakdown of hospital laboratories operated on an outsourcing basis in Poland (%), by voivodship, 2025 » **74**
- Three most common types of laboratory tests offered by laboratories in Poland (%), 2024-2025 » **75**
- Key needs and challenges of diagnostic laboratories in Poland (%), 2025 » **75**
- Key needs and challenges of diagnostic laboratories in Poland (%), by laboratory location, 2025 » **76**
- Percentage of diagnostic laboratories in Poland planning to acquire laboratory diagnostic equipment in the next two years (%), 2024-2025 » **76**
- Planned acquisition of laboratory diagnostic equipment by diagnostic laboratories in Poland over the next two years (%), by segment, 2024-2025 » **77**
- Main sources of information on laboratory diagnostic equipment for diagnostic laboratories in Poland (%), 2022 and 2024-2025 » **78**

Main sources of information on laboratory diagnostic equipment for diagnostic laboratories in Poland (%), 2025 » **79**

Largest service providers in the laboratory diagnostics market in Poland » **80**

Number of laboratories and specimen collection service points of selected largest non-public laboratory chains in Poland, 2025 » **81**

Number of specimen collection service points per laboratory in selected largest chains of diagnostic laboratories in Poland, 2022 and 2024-2025 » **82**

General information regarding operations of the Diagnostyka Group in Poland, 2025 » **82**

Number of laboratories and specimen collection service points operated by the Diagnostyka Group in Poland, 2018-2025 » **83**

Number of laboratories and specimen collection service points operated by the Diagnostyka Group in Poland, 2025 » **83**

Number of laboratories and specimen collection service points operated by the Diagnostyka Group in Poland, by voivodship, 2025 » **84**

Structure of laboratories managed by the Diagnostyka Group in Poland (%), 2022 and 2024-2025 » **84**

Consolidated revenue and net profit of the Diagnostyka Group (PLN m), 2018-Q1-Q3 2025 » **85**

Revenue structure of the Diagnostyka Group in Poland (%), by customer type, 2020-2025 » **85**

Selected acquisitions by the Diagnostyka Group in Poland, 2023-2025 » **86**

General information regarding operations of the Alab Group in Poland, 2025 » **87**

Number of laboratories and specimen collection service points operated by the Alab Group in Poland, 2018-2025 » **87**

Number of laboratories and specimen collection service points operated by the Alab Group in Poland, 2025 » **88**

Number of laboratories and specimen collection service points operated by the Alab Group in Poland, by voivodship, 2025 » **88**

Structure of laboratories managed by the Alab Group in Poland (%), 2022 and 2024-2025 » **89**

Consolidated revenue and net profit of the Alab Group (PLN m), 2018-2024 » **89**

General information regarding operations of Synevo in Poland, 2025 » **90**

Number of laboratories and specimen collection service points operated by Synevo in Poland, 2018-2025 » **90**

Number of laboratories and specimen collection service points operated by Synevo in Poland, by voivodship, 2025 » **91**

Structure of laboratories managed by Synevo in Poland (%), 2022 and 2024-2025 » **91**

Revenue and net profit/loss of Synevo Sp. z o.o. (PLN m), 2018-2024 » **92**

Largest suppliers in the laboratory diagnostics market in Poland » **93**

Total brand awareness of equipment used in laboratory diagnostics in Poland (%), 2025 » **94**

Total brand awareness of reagents used in laboratory diagnostics in Poland (%), 2025 » **94**

Use of laboratory diagnostic equipment/analysers of specific brands in Poland (%), by laboratory location, 2025 » **95**

Use of brands of analysers for clinical biochemistry in Poland (%), by laboratory location, 2025 » **96**

Use of brands of analysers for haematology and coagulology in Poland (%), by laboratory location, 2025 » **96**

Use of brands of analysers for immunology and immunochemistry in Poland (%), by laboratory location, 2025 » **97**

Use of brands of analysers for clinical microbiology in Poland (%), 2025 » **97**

Use of brands of analysers for molecular (biology), cytogenetics and genetics diagnostics by diagnostic laboratories in Poland (%), 2025 » **98**

Use of brands of reagents for laboratory diagnostics in Poland (%), by laboratory location, 2025 » **99**

Appendix » **100**

Number (million) of laboratory tests performed in primary healthcare facilities in Poland and its change (%), 2021-H1 2025 » **100**

Share of various test categories in the total number of laboratory tests performed within the primary healthcare in Poland (%), 2021-H1 2025 » **101**

Breakdown of the number of laboratory tests performed under contracts with the NFZ in primary healthcare in Poland (%), 2021-H1 2025 » **102**

Number of most commonly performed laboratory tests performed under contracts with the NFZ in primary healthcare in Poland (million), 2021-H1 2025 » **102**

Most commonly performed laboratory tests within outpatient specialist healthcare in Poland, 2025 » **103**

Most commonly performed laboratory tests within inpatient care in Poland, 2025 » **103**

Most frequently performed laboratory tests within psychiatric care in Poland, 2025 » **104**

PMR MARKET EXPERTS

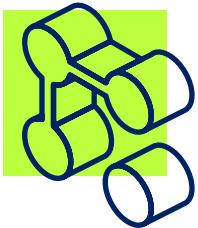
by Hume's

WE UNDERSTAND THAT DATA IS NOT JUST ABOUT NUMBERS.

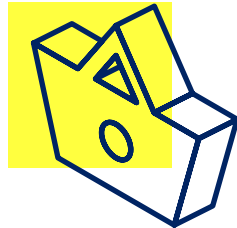
IT IS THE FOUNDATION OF THE DECISIONS SHAPING THE FUTURE OF YOUR BUSINESS.

At PMR Market Experts, we have been preparing cyclical industry reports for over 20 years, refining our sector knowledge.

Our core specialisations:



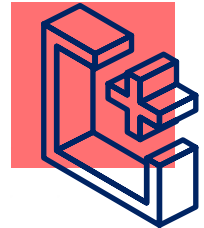
Digital & ICT



Retail



Pharma & Healthcare




Construction

Our reports are more than just a compilation of facts – **they are reliable knowledge based on proven methodology.** We combine primary and secondary data, proprietary algorithms and econometric models to provide precise information about the market, its values, growth rates, segments and key players.

We are part of **Hume's Institute** – a 360 research agency specialising in quantitative and qualitative research, forecasting and market predictions.

PMR Market Experts' data analysis and verification expertise, unique insights and proven forecasts provided by Hume's Institute give real insight and advantage to our Clients.

More than **600 clients worldwide** have already benefited from our services. We have analysed more than **5,000 brands**, operating in over **50 markets**. The trust placed in us by the major players is confirmed by the fact that we work with **70% of the prestigious Fortune 500 companies.**



tel.: +48 609 290 093
info@pmrcorporate.com
www.pmrmarketexperts.com



Krolewska 57
30-081 Krakow
Poland