




**PMR** DIGITAL  
EXPERTS

# AI MARKET IN POLAND 2026

Market analysis and development  
forecasts for 2026-2031



© 1996–2026+ PMR MARKET EXPERTS

# Tables of contents

**Executive summary » 7**

**Overview of the AI market in Poland » 18**

**Value of the AI market in Poland: current state and development forecasts for 2026-2031 » 20**

**Structure of the AI market in Poland: current state and development forecasts for 2026-2031 » 22**

AI spending in large companies, SMEs and the public sector » 24

AI spending in different economic sectors » 26

**Priority investment areas in the IT market in Poland: the place of AI in companies' technology budgets » 27**

**Attractiveness index for economic sectors in terms of AI deployment in Poland » 29**

**Penetration and areas of AI use in Poland » 37**

CEE region » 48

**Factors to influence the AI market in Poland » 52**

General macroeconomic outlook » 52

Overall price growth rate » 54

Investment growth rate in Poland » 55

EU funds – Multiannual Financial Framework and the KPO » 55

Overall labour market situation » 56

Population's financial situation » 57

Demographics » 58

Number of companies » 58

Geopolitical environment » 59

Global trade tensions > 59

War in Ukraine > 59

Other risks > 60

## **Findings of the PMR survey on AI in the B2B sector: analysis of trends and key market drivers » 61**

### **Companies' approach to AI » 62**

- Readiness of companies in Poland to implement AI » 62
- AI in the business strategies of companies in Poland » 63
- Policy of companies in Poland regarding the use of AI » 65
- Bottom-up (employee) initiatives regarding AI » 67
- Market saturation with AI solutions » 69

### **Implementation of AI » 70**

- Level of penetration with AI solutions and areas of use » 70
- Method of implementing AI » 73
- GenAI models » 75
- Goals related to AI » 77

### **Barriers and risks associated with AI » 80**

- Challenges related to AI » 80
- Concerns regarding AI » 83
- Unsuccessful attempts to implement AI » 85

### **Prospects for development of AI » 88**

- Investment plans » 88
- Expenditure on AI » 91
- Forecast impact of AI on business operations » 93
- Significance of AI in selected business tools » 95
- AI as viewed by companies » 99

## **AI market landscape: funds, start-ups and technology companies globally and in Poland, and examples of AI deployments in Poland » 100**

### **Funds for AI development in Europe » 100**

### **Global start-ups and tech companies in the AI market » 105**

### **Polish start-ups and tech companies » 107**

### **Examples of AI deployments in the Polish market » 109**

## **Legal acts in the area of AI » 122**

**AI Act » 122**

**Draft act on AI systems » 123**

**Policy for the Development of Artificial Intelligence in Poland until 2030 » 124**

## **Megatrends, forecasts and international comparisons » 125**

**CAGR and market structure » 125**

**GenAI » 128**

**Key players in the GenAI market » 131**

**Investments and technologies » 137**

**Key benefits, barriers and challenges » 143**

## **Findings of the PMR survey on AI in the B2C sector: analysis of trends and key market drivers » 149**

**Characteristics of a Polish AI user » 149**

**AI for professional purposes » 155**

**AI for private purposes » 161**

**AI for academic purposes » 164**

**Concerns about AI development » 167**

## **Methodology » 173**

## **List of graphs and tables » 185**

## **About PMR » 196**

# List of graphs and tables

## Overview of the AI market in Poland » 18

Overview of the AI market in Poland, 2019-2031 » 18

Value and change of the AI market in Poland, 2023-2031 » 21

Value and change of the GenAI market in Poland, 2023-2031 » 21

Value of the AI market in Poland (PLN m), by spending on different types of solutions, 2023-2031 » 23

Annual growth rate of the AI market (% YoY), by spending on different types of solutions, 2024-2031 » 23

Shares of different types of solutions in the value of the AI market in Poland (%), 2023-2031 » 23

Structure of the AI market in Poland, by spending of large, medium-sized and small companies and the public sector (PLN m), 2023-2031 » 25

Share of spending of large, medium-sized and small companies and the public sector in the value of the AI market in Poland (%), 2023-2031 » 25

Structure of the AI market in Poland (PLN m), by economy branches and sectors, 2023-2031 » 26

Shares of AI spending by the different branches and sectors of economy in the value of the IT market in Poland (%), 2023-2031 » 27

Priority IT investment areas in companies in Poland (%), 2024-2026 » 28

Key area for IT investment in companies in Poland (%), 2024-2025 » 29

PMR index: Attractiveness of industries in Poland in terms of AI deployment, 2025 » 30

PMR index: Attractiveness of industries in Poland in terms of AI deployment, 2025 » 31

PMR index: Summary of positions within individual indicators, 2025 » 32

PMR index: Macroeconomic potential in terms of AI deployment in Poland, 2025 » 34

PMR index: Absolute industry potential in terms of AI deployment in Poland, 2025 » 35

PMR index: Relative industry potential in terms of AI deployment in Poland, 2025 » 36

PMR index: Summary of positions within individual indicators, 2025 » 37

Companies in Poland using AI technologies (%), by company size, 2021 and 2023-2025 » 38

- Companies in Poland using AI technologies (%), by type of activity, 2023-2025 >>> **38**
- Companies in Poland using particular AI technologies (%), 2023-2025 >>> **39**
- Companies in Poland using particular AI technologies (%), by company size, 2025 >>> **40**
- Companies in Poland using particular AI technologies (%), by type of activity, 2025 >>> **41**
- Companies in Poland using AI technologies for particular purposes (%), 2023-2025 >>> **42**
- Companies in Poland using AI technologies for particular purposes (%), by company size, 2025 >>> **43**
- Companies in Poland using AI technologies for particular purposes (%), by type of activity, 2025 >>> **44**
- Companies in Poland using AI technologies (%), by method of obtaining the technologies, 2023-2025 >>> **45**
- Companies in Poland using AI technologies (%), by method of obtaining the technologies and company size, 2025 >>> **46**
- Companies in Poland using AI technologies (%), by method of obtaining the technologies and type of activity, 2025 >>> **47**
- Companies in Poland not using AI technologies, but considering it (%), 2023-2025 >>> **48**
- Companies in Europe using AI technologies (%), by company size, 2021 and 2023-2025 >>> **48**
- Use of AI technology in companies in selected Central European countries (%), 2021 and 2023-2025 >>> **49**
- Use of AI technology in small, medium-sized and large companies in selected Central European countries (%), 2025 >>> **50**
- Use of selected AI solutions in companies reporting the use of AI in selected Central European countries (%), 2025 >>> **51**
- Method of obtaining AI solutions in companies reporting the use of AI in selected Central European countries (%), 2025 >>> **52**
- GDP per capita (PLN thousand) and real change in GDP (% YoY) in Poland, 2022-2031 >>> **53**
- Total CPI inflation in Poland (% YoY), 2022-2031 >>> **54**
- Real change in capital expenditure in Poland (% YoY), 2022-2031 >>> **55**
- Value of expenditure financed by the EU funds\* in Poland (PLN bn) and its share in GDP (%), 2022-2031 >>> **56**
- Average annual LFS unemployment rate (%) and real change in average monthly gross wage in Poland (% YoY), 2022-2031 >>> **56**

Real change in household disposable income and private consumption in Poland (% YoY), 2022-2031 >> **57**

Number of residents in Poland (million), shares of the different demographic groups (%) and number of residents including refugees from Ukraine (million), 2022-2031 >> **58**

Total number of companies in Poland (thousand) and its change (% YoY), 2022-2031 >> **59**

## Findings of the PMR survey on AI in the B2B sector: analysis of trends and key market drivers >> **61**

Readiness of companies in Poland to implement and use AI (%), 2024 and 2026 >> **62**

Readiness of SMEs and large companies in Poland to implement and use AI (%), 2026 >> **62**

Readiness of companies in Poland to implement and use AI (%), by selected economic sectors, 2026 >> **63**

Percentage of companies in Poland where AI is part of the business strategy (%), 2024 and 2026 >> **63**

Percentage of SMEs and large companies in Poland where AI is part of the business strategy (%), 2026 >> **64**

Percentage of companies in Poland where AI is part of the business strategy (%), by selected economic sectors, 2026 >> **64**

AI priority assessment in business strategies of companies in Poland (%), 2024 and 2026 >> **65**

AI priority assessment in business strategies of SMEs and large companies in Poland (%), 2026 >> **65**

Percentage of companies in Poland with guidelines or policies on the individual use of AI solutions by employees (%), 2024 and 2026 >> **66**

Percentage of SMEs and large companies in Poland with guidelines or policies on the individual use of AI solutions by employees (%), 2026 >> **66**

Percentage of companies in Poland with guidelines or policies on the individual use of AI solutions by employees (%), by selected economic sectors, 2026 >> **67**

Percentage of companies in Poland with informal or bottom-up initiatives related to the use of AI by individual employees or teams (%), 2024 and 2026 >> **67**

Percentage of SMEs and large companies in Poland with informal or bottom-up initiatives related to the use of AI by individual employees or teams (%), 2026 >> **68**

Percentage of companies in Poland with informal or bottom-up initiatives related to the use of AI by individual employees or teams (%), by selected economic sectors, 2026 >> **68**

Percentage of companies in Poland that believe the market in which they operate is saturated with AI solutions (%), 2024 and 2026 >> **69**

Percentage of SMEs and large companies in Poland that believe the market in which they operate is saturated with AI solutions (%), 2026 >> **69**

Percentage of companies in Poland that believe the market in which they operate is saturated with AI solutions (%), by selected economic sectors, 2026 >> **70**

Percentage of companies in Poland using individual AI tools or planning their implementation (%), 2026 >> **70**

Business areas in which companies in Poland have already implemented AI (%), 2024 and 2026 >> **71**

Business areas in which SMEs and large companies in Poland have already implemented AI (%), 2026 >> **72**

Business areas in which companies in Poland have already implemented AI (%), by selected economic sectors, 2026 >> **72**

Estimated proportion of AI in all business processes in SMEs and large companies in Poland (%), 2026 >> **73**

Estimated proportion of AI in all business processes in companies in Poland (%), by selected economic sectors, 2026 >> **73**

Percentage of companies in Poland using public cloud solutions in AI implementation (%), 2024 and 2026 >> **74**

Percentage of SMEs and large companies using public cloud solutions in AI implementation (%), 2026 >> **74**

Percentage of companies in Poland using public cloud solutions in AI implementation (%), by selected economic sectors, 2026 >> **74**

Methods of purchasing AI solutions by SMEs and large companies in Poland (%), 2026 >> **75**

Methods of purchasing AI solutions by companies in Poland (%), by selected economic sectors, 2026 >> **75**

GenAI models used by SMEs and large companies in Poland (%), 2026 >> **76**

GenAI models that SMEs and large companies in Poland plan to implement (%), 2026 >> **76**

Preferences for the country of origin of the GenAI model, according to SMEs and large companies in Poland (%), 2026 >> **77**

Reasons why companies in Poland decide to implement AI (%), 2024 and 2026 >> **78**

Reasons why SMEs and large companies in Poland decide to implement AI (%), 2026 >> **78**

Goals achieved by companies in Poland thanks to the implementation of AI (%), 2024 and 2026 >> **79**

Goals achieved by SMEs and large companies in Poland thanks to the implementation of AI (%), 2026 >> **80**

Main challenges faced by companies in Poland during AI implementation (%), 2024 and 2026 >> **81**

Main challenges faced by SMEs and large companies in Poland during AI implementation (%), 2026 >> **81**

Most significant obstacle to the implementation of AI, according to companies in Poland (%), 2024 and 2026 >> **82**

Most significant obstacle to the implementation of AI, according to SMEs and large companies in Poland (%), 2026 >> **82**

Main security concerns of companies in Poland in the context of AI implementation (%), 2024 and 2026 >> **83**

Main security concerns of SMEs and large companies in Poland in the context of AI implementation (%), 2026 >> **84**

Percentage of companies in Poland in which measures are taken to minimise AI security risks (%), 2024 and 2026 >> **84**

Percentage of SMEs and large companies in Poland in which measures are taken to minimise AI security risks (%), 2026 >> **85**

Percentage of companies in Poland that made an attempt to implement AI, which was later abandoned or suspended (%), 2024 and 2026 >> **85**

Percentage of SMEs and large companies in Poland that made an attempt to implement AI, which was later abandoned or suspended (%), 2024 >> **86**

Percentage of companies in Poland that made an attempt to implement AI, which was later abandoned or suspended (%), by selected economic sectors, 2024 >> **86**

Reasons behind the decision to suspend or abandon AI implementation in companies in Poland (%), 2024 and 2026 >> **87**

Reasons behind the decision to suspend or abandon AI implementation in SMEs and large companies in Poland (%), 2026 >> **87**

Reasons behind the decision to suspend or abandon AI implementation in companies in Poland (%), by selected economic sectors, 2026 >> **88**

Investment priorities for AI implementation and development in companies in Poland (%), 2026 >> **89**

Elements of infrastructure that companies in Poland plan to develop to meet the requirements of AI (%), 2024 and 2026 >> **90**

Elements of infrastructure that SMEs and large companies in Poland plan to develop to meet the requirements of AI (%), 2026 >> **90**

Elements of infrastructure that companies in Poland plan to develop to meet the requirements of AI (%), by selected economic sectors, 2026 >> **91**

Plans of companies in Poland regarding the investment in AI-related technologies for the next two years (%), 2024 and 2026 >> **91**

Plans of SMEs and large companies in Poland regarding the investment in AI-related technologies for the next two years (%), 2026 >> **92**

Plans of companies in Poland regarding the investment in AI-related technologies for the next two years (%), by selected economic sectors, 2026 >> **92**

Probability that companies in Poland will invest a part of their budget in AI solutions in the next 12 months (%), 2024 and 2026 >> **93**

Probability that SMEs and large companies in Poland will invest a part of their budget in AI solutions in the next 12 months (%), 2026 >> **93**

Possible impact of AI on business in the next 3-5 years, according to companies in Poland (%), 2024 and 2026 >> **94**

Possible impact of AI on business in the next 3-5 years, according to SMEs and large companies in Poland (%), 2026 >> **94**

Possible impact of AI on business in the next 3-5 years, according to companies in Poland (%), by selected economic sectors, 2026 >> **95**

Significance of AI modules in ERP business solutions for companies in Poland (%), 2024 and 2026 >> **95**

Significance of AI modules in ERP business solutions for companies in Poland (%), by company size and selected economic sectors, 2026 >> **96**

Significance of AI modules in CRM business solutions for companies in Poland (%), 2024 and 2026 >> **96**

Significance of AI modules in CRM business solutions for companies in Poland (%), by company size and selected economic sectors, 2026 >> **97**

Significance of AI modules in BI business solutions for companies in Poland (%), 2024 and 2026 >> **97**

Significance of AI modules in BI business solutions for companies in Poland (%), by company size and selected economic sectors, 2026 >> **98**

Significance of AI modules in security systems for companies in Poland (%), 2026 >> **98**

Significance of AI modules in security systems for companies in Poland (%), by company size and selected economic sectors, 2026 >> **99**

Agreement of companies in Poland with different statements about AI (%), 2026 >> **99**

## **AI market landscape: funds, start-ups and technology companies globally and in Poland, and examples of AI deployments in Poland >> 100**

Funding for AI ventures worldwide (\$ bn), 2021-2025 >> **101**

Overall level of venture funding worldwide (\$ bn), broken down into AI and other, 2021-2025 >> **101**

Structure of funding for AI ventures worldwide (\$ bn), 2021-2025 >> **102**

Structure of funding for AI ventures worldwide (\$ bn), by company, 2022-2025 >> **102**

Funding for AI ventures worldwide (\$ bn), by country, 2021-2025 >> **103**

Total venture capital invested in GenAI (\$ bn), 2016-2025 >> **103**

Structure of venture capital (%), by GenAI and other, 2016-2025 >> **104**

Countries with the largest venture capital investments in Europe (\$ bn), 2020-2025 >> **104**

Return on investment for every dollar spent on AI projects or initiatives for companies worldwide, 2024 >> **105**

Examples of global AI tech companies and start-ups, 2025 >> **105**

Selected GenAI companies and their investors, 2025 >> **107**

List of the largest AI start-ups in Poland in terms of funding, 2016-2025 >> **107**

## **Legal acts in the area of AI >> 122**

## **Megatrends, forecasts and international comparisons >> 125**

Value of the global AI market (\$ bn), by segment, 2024-2026 >> **126**

Share of AI-optimised computer sales in total computer sales worldwide (%), 2024-2026 >> **126**

Value of the global IaaS market (\$ bn), broken down into AI-optimised IaaS and traditional IaaS, 2024-2029 >> **127**

Value of the global GenAI market (\$ bn), by segment, 2024-2025 >> **128**

- End-user spending on GenAI models (\$ bn), 2024-2025 >> **128**
- Percentage of GenAI pilot projects that companies worldwide plan to implement in the near future (%), 2024 >> **129**
- Typical time to solve the challenges related to the adoption of GenAI by companies worldwide (%), 2024 >> **129**
- Percentage of companies worldwide using GenAI (%), 2023-2025 >> **130**
- Use of GenAI at various job positions in companies worldwide (%), 2023-2025 >> **131**
- Structure of the GenAI market (%), by individual providers of basic models and AI management and deployment platforms, 2024 >> **132**
- Number of active users of selected GenAI models (million), 2025 >> **132**
- Number of visits to GenAI platforms (million), November 2025 >> **133**
- Change in the number of ChatGPT paying business customers (% YoY), worldwide and by country, November 2024-November 2025 >> **134**
- Structure of the GenAI market (%), by individual providers of GPU processors in data centres for AI infrastructure, 2024 >> **135**
- Structure of the GenAI market (%), by companies specialising in integration services, 2024 >> **136**
- Percentage of companies worldwide using AI and GenAI (%), 2017-2025 >> **137**
- Priority investments for the coming year, according to companies worldwide (%), 2021-2025 >> **137**
- Percentage of companies worldwide that have a dedicated AI budget (%), 2023-2024 >> **138**
- Models of AI deployment by companies worldwide (%), 2025 >> **139**
- Areas in which AI is currently used in companies worldwide (%), 2024 >> **140**
- AI solutions that have been deployed or approved for use in companies worldwide (%), 2025 >> **141**
- Methods of accessing AI tools used by employees in selected countries worldwide (%), 2025 >> **141**
- Tasks most effectively performed by AI agents, according to companies worldwide (%), 2025 >> **142**
- Impact of AI use on organisational performance over the last year, according to companies worldwide (%), 2025 >> **143**
- Expected business benefits of AI deployment in the next two years, according to companies worldwide (%), 2025 >> **144**

Barriers to AI deployment, according to companies worldwide (%), 2025 >> **145**

Percentage of companies worldwide that have seen an increase in AI-based IT threats (%), 2025 >> **146**

Status of AI deployment in cybersecurity, according to companies worldwide (%), 2025 >> **146**

AI priorities in cybersecurity, according to companies worldwide (%), 2025 >> **147**

Barriers to AI deployment in cybersecurity, according to companies worldwide (%), 2025 >> **147**

Areas where increased investment in cybersecurity is anticipated, according to companies worldwide (%), 2025 >> **148**

## Findings of the PMR survey on AI in the B2C sector: analysis of trends and key market drivers >> **149**

Percentage of Poles who have used AI-based tools in the last 12 months (%), 2024 and 2026 >> **150**

Percentage of Poles who have used AI-based tools in the last 12 months (%), by gender and age, 2026 >> **150**

Percentage of Poles who have used paid AI tools in the last 12 months (%), 2024 and 2026 >> **150**

Percentage of Poles who have used paid AI tools in the last 12 months (%), by gender and age, 2026 >> **151**

Profile of the user of AI tools in Poland (%), 2026 >> **151**

Purpose of using AI tools by users in Poland (%), by gender and age, 2026 >> **152**

Poles' agreement with different statements regarding AI (%), 2026 >> **153**

Percentage of Poles who have stopped using a particular AI tool after it gave an incorrect, inaccurate or unsatisfactory answer (%), by gender and age, 2026 >> **153**

Percentage of Poles interested in using paid AI tools (%), 2024 and 2026 >> **154**

Percentage of Poles interested in using paid AI tools (%), by gender and age, 2026 >> **154**

Percentage of Poles who believe that the ability to use AI tools will be essential for finding or maintaining a job in the industry in the next two years (%), by gender and age, 2026 >> **154**

Frequency of AI use for professional purposes among Poles in the last 12 months (%), 2024 and 2026 >> **155**

Frequency of AI use for professional purposes among Poles in the last 12 months (%), by gender and age, 2026 >> **155**

Objective of AI use for professional purposes among Poles (%), by gender and age, 2026 >> **156**

Percentage of Poles using paid AI tools for professional purposes in the last 12 months (%), 2024 and 2026 >> **156**

Percentage of Poles using paid AI tools for professional purposes in the last 12 months (%), by gender and age, 2026 >> **157**

Objective of using paid AI tools for professional purposes among Poles (%), by gender and age, 2026 >> **157**

Official position of companies in Poland on the use of AI (%), by gender and age, 2026 >> **158**

Nature of AI use in the workplace by Poles (%), by gender and age, 2026 >> **158**

Types of AI tools used by Poles for professional purposes (%), by gender and age, 2026 >> **158**

Reasons for using AI at work by employees in Poland (%), by gender and age, 2026 >> **159**

Reasons for using AI at work by employees in Poland and using AI solely on their own initiative, without the employer's consent or knowledge (%), by gender and age, 2026 >> **160**

Poles' agreement with the statement that employers should provide company AI tools (%), by gender and age, 2026 >> **160**

Frequency of AI use for private purposes among Poles in the last 12 months (%), 2024 and 2026 >> **161**

Frequency of AI use for private purposes among Poles in the last 12 months (%), by gender and age, 2026 >> **161**

Objective of AI use for private purposes among Poles (%), 2024 and 2026 >> **162**

Objective of AI use for private purposes among Poles (%), by gender and age, 2026 >> **162**

Percentage of Poles using paid AI tools for private purposes in the last 12 months (%), 2024 and 2026 >> **163**

Percentage of Poles using paid AI tools for private purposes in the last 12 months (%), by gender and age, 2026 >> **163**

Objective of using paid AI tools for private purposes among Poles (%), 2024 and 2026 >> **164**

Objective of using paid AI tools for private purposes among Poles (%), by gender and age, 2026 >> **164**

Frequency of AI use for academic purposes among Poles in the last 12 months (%), 2024 and 2026 >> **165**

Frequency of AI use for academic purposes among Poles in the last 12 months (%), by gender and age, 2026 >> **165**

Objective of AI use for academic purposes among Poles (%), by gender and age, 2026 >> **166**

Percentage of Poles using paid AI tools for academic purposes in the last 12 months (%), 2024 and 2026 >> **166**

Percentage of Poles using paid AI tools for academic purposes in the last 12 months (%), by gender and age, 2026 >> **167**

Objective of using paid AI tools for academic purposes among Poles (%), by gender and age, 2026 >> **167**

Poles' agreement with the statement that AI poses a threat to privacy due to the collection and processing of large amounts of personal data (%), 2024 and 2026 >> **168**

Poles' agreement with the statement that AI poses a threat to privacy due to the collection and processing of large amounts of personal data (%), by gender and age, 2026 >> **168**

Poles' agreement with the statement that they feel uncomfortable with the idea of AI making key decisions without human input (%), 2024 and 2026 >> **169**

Poles' agreement with the statement that they feel uncomfortable with the idea of AI making key decisions without human input (%), by gender and age, 2026 >> **169**

Poles' agreement with the statement that AI will lead to massive job losses (%), 2024 and 2026 >> **170**

Poles' agreement with the statement that AI will lead to massive job losses (%), by gender and age, 2026 >> **170**

Poles' agreement with the statement that AI should be strictly regulated by law to prevent its abuse (%), 2024 and 2026 >> **171**

Poles' agreement with the statement that AI should be strictly regulated by law to prevent its abuse (%), by gender and age, 2026 >> **171**

Poles' agreement with the statement that people will stop thinking independently, relying excessively on AI (%), by gender and age, 2026 >> **172**

Poles' agreement with the statement that the widespread use of AI will weaken human relations (%), by gender and age, 2026 >> **172**

# PMR MARKET EXPERTS

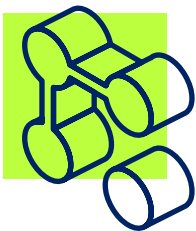
by Hume's

**WE UNDERSTAND THAT DATA IS NOT JUST ABOUT NUMBERS.**

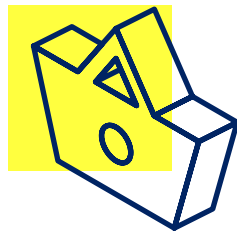
**IT IS THE FOUNDATION OF THE DECISIONS SHAPING THE FUTURE OF YOUR BUSINESS.**

At PMR Market Experts, we have been preparing cyclical industry reports for over 20 years, refining our sector knowledge.

Our core specialisations:



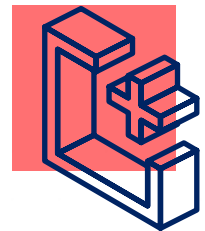
**Digital & ICT**



**Retail**



**Pharma & Healthcare**




**Construction**

Our reports are more than just a compilation of facts – **they are reliable knowledge based on proven methodology.** We combine primary and secondary data, proprietary algorithms and econometric models to provide precise information about the market, its values, growth rates, segments and key players.

We are part of **Hume's Institute** – a 360 research agency specialising in quantitative and qualitative research, forecasting and market predictions.

PMR Market Experts' data analysis and verification expertise, unique insights and proven forecasts provided by Hume's Institute give real insight and advantage to our Clients.

More than **600 clients worldwide** have already benefited from our services. We have analysed more than **5,000 brands**, operating in over **50 markets**. The trust placed in us by the major players is confirmed by the fact that we work with **70% of the prestigious Fortune 500 companies.**



tel.: +48 609 290 093  
info@pmrcorporate.com  
[www.pmrmarketexperts.com](http://www.pmrmarketexperts.com)



Krolewska 57  
30-081 Krakow  
Poland