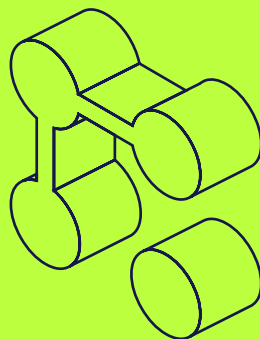




PMR DIGITAL
EXPERTS

TELECOMMUNICATIONS MARKET IN POLAND 2025

Market analysis and development
forecasts for 2025-2030



© 1996–2025+ PMR MARKET EXPERTS

Table of contents

Executive summary » 8

Overview of the telecommunications market in Poland » 20

Value and change of the telecommunications market in Poland » 21

Current situation in the telecommunications market in Poland » 24

Number of telecommunications operators in Poland » 24

Major players in the telecommunications market in Poland » 25

Operators' capital expenditure » 26

Summary of the FERC/KPO > 31

**Legal regulations and institutional environment
of the telecommunications market » 36**

Electronic Communications Law » 36

Digital Networks Act (DNA) > 38

Regulatory authorities and telecommunications industry institutions » 38

Office of Electronic Communications > 38

Office of Competition and Consumer Protection > 39

National Broadcasting Council > 39

Trade organisations > 39

Other important legal and regulatory changes » 40

Roam Like At Home (RLAH) > 40

Lower FTR and MTR rates in the EU (euroFTR and euroMTR) > 40

Allocation of frequencies in the 3.6-3.8 GHz range > 40

Allocation of frequencies in the bands below 1 GHz > 41

Preparations for the allocation of the 26 GHz band for 5G networks > 42

Gigabit Infrastructure Act (GIA) > 42

End of the "zero rating" model > 42

Amendment of the Cybersecurity Act > **42**

Act on combating the abuse of electronic communications > **43**

Method of determining the annual telecommunications fee rate > **43**

Forecasts for the telecommunications market in Poland for 2026-2030 » 44

Market growth forecasts for 2026-2030 » 44

Key trends in the Polish telecommunications market » 48

Market consolidation » **48**

Wholesale supply of infrastructure » **48**

Higher prices of telecommunications services » **49**

Mobile telephony market in Poland » 51

Value of the mobile telephony market in Poland » 52

Retail mobile services market » **56**

Wholesale mobile services market » **57**

Telecommunications hardware sales » **58**

Structure of the mobile telephony market in Poland » 61

Mobile telephony – number of users and penetration » 67

Number porting in the mobile telephony market in Poland » 72

Key players in the mobile telephony market » 75

Polsat Plus Group (PPG) » **75**

T-Mobile Polska » **78**

Orange Polska » **81**

P4 » **84**

Supplement 1: MVNO market in Poland » 85

Supplement 2: Distribution and market for mobile handsets in Poland » 91

Forecasts for the mobile telephony market in Poland for 2026-2030 » 96

Factors influencing the mobile telephony market » 97

Forecast for the mobile telephony market volume in 2026-2030 >> **98**

Forecast for the mobile telephony market value in 2026-2030 >> **99**

Fixed-line telephony market in Poland >> **105**

Value of the fixed-line telephony market in Poland >> **105**

Number of services and fixed-line telephony penetration in Poland >> **113**

VoIP market >> **120**

Key players in the fixed-line telephony market in Poland >> **123**

Orange >> **123**

P4 >> **126**

Netia >> **127**

Vectra >> **129**

INEA >> **131**

Forecasts for the fixed-line telephony market in Poland for 2026-2030 >> **133**

Factors influencing the fixed-line telephony market >> **133**

Forecast for the fixed-line telephony market volume in 2026-2030 >> **136**

Forecast for the fixed-line telephony market value in 2026-2030 >> **139**

DLISP market in Poland >> **143**

Value of the DLISP market in Poland >> **143**

Internet access market >> **146**

Number of subscribers and access technologies >> **146**

Market value and change >> **152**

Development of the fibre-optic internet market in Poland >> **154**

Key players in the DLISP market >> **161**

Orange >> **161**

Netia >> **168**

T-Mobile >> **170**

Cable network operators » **171**

P4 > **173**

Vectra > **176**

INEA (Fiberhost) > **179**

TOYA > **181**

Wholesale operators » **183**

Polski Swiatlowod Otwarty > **183**

Swiatlowod Inwestycje > **184**

Nexera > **185**

Tauron Obsluga Klienta > **186**

Forecasts for the DLISP market in Poland for 2026-2030 » **187**

Factors influencing the DLISP market » **187**

Segment of CaTV-based fixed-line internet access services » **190**

FTTx-based fixed-line internet access services » **191**

Forecast for the DLISP market volume in 2026-2030 » **192**

Forecast for the DLISP market value in 2026-2030 » **197**

Methodology of the report » **200**

List of graphs and tables » **213**

About PMR » **227**

List of graphs and tables

Overview of the telecommunications market in Poland » 20

- Key data and forecasts for the telecommunications market in Poland, 2020-2030 » 20
- Value and change of the telecommunications market in Poland, 2011-2025 » 21
- Value and change of the telecommunications services market in Poland, 2011-2025 » 22
- Shares of the different segments' in the total telecommunications market value in Poland (PLN bn, %), 2025 » 23
- Shares of the different segments' in the total telecommunications market value in Poland (PLN bn, %), 2024 » 23
- Number of enterprises active in the telecommunications market in Poland, 2015-2025 » 24
- Structure of entrepreneurs operating in the telecommunications market in Poland (%), broken down into SMEs and large enterprises, 2024 » 24
- Number of telecommunications operators active in Poland, by area of activity, 2015-2024 » 25
- Shares of the top providers in the telecommunications services market in Poland (PLN bn, %), 2024 » 25
- Shares of the top providers in the telecommunications services market in Poland (PLN bn, %), 2023 » 26
- Estimated capital expenditure of the top 5 telecommunications operators in Poland and the total value of capital expenditure in Poland (PLN m), 2015-2025 » 27
- Structure of the Orange Polska Group's capital expenditure (PLN m), by sector, H1 2024-H1 2025 » 27
- Structure of the Orange Polska Group's capital expenditure (PLN m), by sector, 2023-2024 » 28
- Structure of the Polsat Plus Group's capital expenditure in Poland (%), by sector, 2016-2024 » 30
- Companies that were awarded co-funding (PLN m) and the number of projects carried out by them as part of the FERC competition in Poland, 2024 » 32
- Companies with the highest co-funding (PLN m) and the number of projects carried out by them under the first KPO call in Poland, 2024 » 33

Companies with the highest co-funding (PLN m) and the number of projects carried out by them under the second KPO call in Poland, 2024 » **34**

Companies with the highest co-funding (PLN m) and the number of projects carried out by them under the third KPO call in Poland, 2024 » **35**

Companies with the highest co-funding (PLN m) and the number of projects carried out by them under the fourth KPO call in Poland, 2025 » **36**

Outcome of the auction for four frequency reservations in the 3.6 GHz band in Poland, 2023 » **41**

Qualitative commitments for the allocation of 3.4-3.8 GHz frequencies in Poland, 2023 » **41**

Outcome of the auction for seven frequency reservations in the bands below 1 GHz in Poland, 2025 » **41**

Forecasts for the telecommunications market in Poland for 2026-2030 » **44**

Value and change of the telecommunications market in Poland, 2020-2030 » **45**

Value and change of the telecommunications services market in Poland, 2020-2030 » **45**

Value of the different segments of the telecommunications market in Poland (PLN bn), 2020-2030 » **46**

Shares of the different segments in the telecommunications market value (%), 2020-2030 » **46**

Value change in the different segments of the telecommunications services market in Poland (% YoY), 2020-2030 » **47**

Coverage of operators offering broadband infrastructure access services exclusively wholesale (million), 2021-2024 » **49**

Blended monthly revenue per user of fixed-line telephony, mobile telephony and always-on internet access services in Poland (PLN), 2020-2030 » **50**

Mobile telephony market in Poland » **51**

Key data on the mobile telephony market in Poland, 2023-2025 » **52**

Value and change of the revenues generated by mobile telephony operators in Poland, 2014-2025 » **53**

Operators' revenues from mobile telephony services in Poland and their share in the market value (PLN bn, %), 2025 » **53**

- Operators' revenues from mobile telephony services in Poland and their share in the market value (PLN bn, %), 2024 >> **54**
- Blended monthly ARPU from mobile telephony services in Poland (PLN), various perspectives, 2015-2025 >> **54**
- Blended monthly ARPU from mobile telephony services in Poland (PLN), by the different MNOs and broken down into retail and wholesale services, 2020-2025 >> **55**
- Value of the retail mobile telephony services market in Poland (PLN bn), broken down into the post-paid, pre-paid and M2M segments, 2015-2025 >> **56**
- Value structure of the retail mobile telephony services market in Poland (%), broken down into the post-paid, pre-paid and M2M segments, 2015-2025 >> **56**
- Growth rate of the retail mobile telephony services market in Poland (% YoY), broken down into the post-paid, pre-paid and M2M segments, 2015-2025 >> **57**
- Value and change of the wholesale mobile telephony market in Poland, 2015-2025 >> **58**
- Operators' revenues in the wholesale mobile telephony services market in Poland and their share in the market value (PLN bn, %), 2024 >> **58**
- Value and change of mobile telephony operators' revenues from the sales of dedicated hardware in Poland, 2015-2025 >> **59**
- Share of mobile telephony operators' revenue from the sales of dedicated hardware in the mobile telephony market value in Poland (%), 2015-2025 >> **59**
- Mobile telephony operators' revenue from the sales of dedicated hardware in Poland (PLN bn), 2018-2025 >> **60**
- Operators' shares in total revenues from the sales of dedicated hardware in the mobile telephony market in Poland (%), 2018-2025 >> **60**
- Structure of traffic in mobile networks in Poland, broken down by calls to other mobile and fixed-line networks and international calls (billion minutes), 2015-2024 >> **61**
- Shares of calls within a network, calls to other mobile and fixed-line networks and international calls in the traffic in mobile networks in Poland (%), 2015-2024 >> **61**
- Shares of the post-paid and pre-paid segments in the total call time in mobile telephony networks in Poland (%), 2015-2024 >> **62**
- Number of SMS messages sent in the Polish mobile telephony and its change, 2015-2024 >> **62**
- Number of MMS messages sent in the Polish mobile telephony and its change, 2015-2024 >> **63**
- Total call time in active roaming in Poland and its change, 2015-2024 >> **63**

- Total incoming call time in active roaming in Poland and its change, 2015-2024 >> **64**
- Total number of SMS messages sent in active roaming in Poland and its change, 2015-2024 >> **64**
- Total number of MMS messages sent in active roaming in Poland and its change, 2015-2024 >> **64**
- Total data transmission in active roaming in Poland and its change, 2015-2024 >> **65**
- Share of the mobile internet segment in the mobile telephony operators' revenues in Poland (%), 2015-2025 >> **65**
- Total mobile data traffic in MNO mobile networks in Poland, change and average monthly mobile data traffic per mobile network customer, 2015-2025 >> **66**
- Mobile telephony operators' revenues in Poland (PLN bn), by category, 2015-2025 >> **66**
- Change in mobile telephony operators' revenues in Poland (% YoY), by category, 2015-2025 >> **67**
- Mobile telephony penetration in Poland (%), 2015-2025 >> **68**
- Number of SIM cards in mobile networks in Poland and its change, broken down into post-paid, pre-paid and M2M segments, 2015-2025 >> **68**
- Shares of the pre-paid and post-paid segments in the total number of SIM cards in Poland (%), 2015-2025 >> **69**
- Number of the different network operators' SIM cards in the mobile telephony market in Poland (million), 2024-2025 >> **69**
- Number of the different network operators' SIM cards in the mobile telephony market in Poland (million), broken down into post-paid and pre-paid cards, 2025 >> **70**
- Number of the different network operators' SIM cards in the mobile telephony market in Poland (million), broken down into post-paid and pre-paid cards, 2024 >> **71**
- Net new additions in the mobile telephony market in Poland (thousand), 2015-2025 >> **72**
- Monthly churn rate for Orange's mobile telephony customers in Poland (%), broken down into pre-paid and post-paid users, 2015-2025 >> **72**
- Ported telephone numbers in mobile networks in Poland and its change, 2015-Q1-Q3 2025 >> **73**
- Share of ported numbers in the total number of SIM cards in Poland (%), 2015-Q1-Q3 2025 >> **73**
- Volume of ported telephone numbers (thousand), by the different mobile operators in Poland, Q1-Q3 2025 >> **74**

Volume of ported telephone numbers (thousand), by the different mobile operators in Poland, 2024 >> **74**

Polsat Plus Group: selected operating and financial data in the mobile telephony segment and market shares, 2016-2025 >> **75**

Polkomtel: selected financial data (PLN m), 2017-2024 >> **75**

T-Mobile Polska: selected operating and financial data in the mobile telephony segment and market shares, 2016-2025 >> **78**

T-Mobile Polska: selected financial data (PLN m), 2020-2024 >> **78**

Orange Polska: selected operating and financial data in the mobile telephony segment and market shares, 2016-2025 >> **81**

Orange Polska: selected financial data (PLN m), 2018-2024 >> **82**

P4: selected operating and financial data in the mobile telephony segment and market shares, 2016-2025 >> **84**

P4: selected financial data (PLN m), 2016-2024 >> **84**

Number of SIM cards in mobile networks in Poland reported by MVNOs to the UKE (million), 2016-2024 >> **86**

Number of SIM cards in MVNO networks in Poland (million), 2019-2025 >> **86**

Structure of the MVNO market, by number of SIM cards reported by selected virtual network operators in Poland (thousand, %), 2024 >> **87**

Selected MVNOs active in the mobile telephony market and MNOs' sub-brands in Poland, 2025 >> **88**

Volume of ported telephone numbers in MVNO networks in Poland (thousand), by the different mobile telephony operators, Q1-Q3 2025 >> **90**

Volume of ported telephone numbers in MVNO networks in Poland (thousand), by the different mobile telephony operators, 2024 >> **91**

Smartphones sales in Poland and their change, 2015-2025 >> **92**

Value of smartphone sales in Poland and its change, 2015-2025 >> **92**

Number of smartphone users and smartphone penetration in Poland, 2015-2025 >> **93**

Number of users with mobile phones in Poland (million), 2015-2025 >> **93**

Share of smartphone users in the total number of mobile phone users in Poland (%), 2015-2025 >> **93**

Number of 5G-enabled smartphones among P4's users in Poland (million), Q1 2024-Q4 2024 >> **94**

Number of stores with products from mobile operators in Poland, 2015-H1 2025 >> 95

Share of Orange Polska's sales through digital channels (%), 2020-H1 2025 >> 95

Forecasts for the mobile telephony market in Poland for 2026-2030 >> 96

Factors affecting the value of the mobile telephony market in Poland, 2024-2030 >> 97

Mobile telephony penetration in Poland (%), 2024-2030 >> 98

Number of SIM cards in mobile networks in Poland and its change, broken down into post-paid, pre-paid and M2M segments, 2024-2030 >> 98

Shares of the post-paid, pre-paid and M2M segments in the total number of SIM cards in Poland (%), 2024-2030 >> 99

Value and change of the revenues generated by mobile telephony operators in Poland, 2024-2030 >> 100

Structure of mobile telephony operators' revenues in Poland (PLN bn), by category, 2024-2030 >> 100

Change in mobile telephony operators' revenues in Poland (% YoY), by category, 2024-2030 >> 101

Value and change of the retail mobile telephony market in Poland, 2024-2030 >> 101

Value and change of the retail mobile telephony market in Poland, broken down into the post-paid, pre-paid and M2M segments, 2024-2030 >> 102

Value structure of the retail mobile telephony services market in Poland (%), broken down into the post-paid, pre-paid and M2M segments, 2024-2030 >> 102

Value and change of the wholesale mobile telephony market in Poland, 2024-2030 >> 102

Shares of retail and wholesale revenues in the mobile telephony market value in Poland (%), 2024-2030 >> 103

Blended monthly ARPU from mobile telephony services in Poland (PLN), various perspectives, 2024-2030 >> 103

Fixed-line telephony market in Poland >> 105

Key data on the fixed-line telephony market in Poland, 2023-2025 >> 106

Value and change of the fixed-line telephony market in Poland, 2011-2025 >> 107

Value and change of the retail fixed-line telephony market in Poland, 2011-2025 >> 107

Value structure of the fixed-line telephony market in Poland (PLN bn), by operators' revenues source, 2015-2025 >> 108

Change in the value of the fixed-line telephony market in Poland (% YoY),
by operators' revenues source, 2015-2025 >> **108**

Value structure of the fixed-line telephony market in Poland (%), by operators' revenues source,
2015-2025 >> **109**

Value structure of the fixed-line telephony market in Poland (%), broken down into revenues
from subscription fees and call charges, by access technology, 2015-2025 >> **109**

Value and change of revenues from subscription fees and call charges in traditional fixed-line
telephony networks in Poland, 2015-2025 >> **110**

Value and change of revenues from subscription fees and call charges in traditional fixed-line
telephony networks in Poland, by PSTN and WRL lines, 2015-2025 >> **110**

Blended monthly ARPU from fixed-line telephony services in traditional PSTN and WLR lines
in Poland (PLN), 2015-2025 >> **111**

Blended monthly ARPU from fixed-line telephony services in Poland (PLN), by segment,
2015-2025 >> **111**

Volume and change of the market for domestic calls in traditional fixed-line telephony networks
in Poland, 2015-2024 >> **112**

Volume and change of the market for F2M calls in traditional fixed-line telephony networks
in Poland, 2015-2024 >> **112**

Volume and change of the market for international calls in traditional fixed-line telephony networks
in Poland, 2015-2024 >> **112**

Shares of operators in revenues from services provided via WLR (%), 2024 >> **113**

Number of fixed telephony services and lines in Poland and its change, 2015-2025 >> **114**

Penetration with fixed telephony services and lines in Poland (%), 2015-2025 >> **114**

Change in the number of traditional telephony lines and alternative services in Poland (% YoY),
2015-2025 >> **115**

Shares of traditional lines and alternative services in the total number of fixed-line telephony
services in Poland (%), 2015-2025 >> **115**

Volume structure of the fixed-line telephony market in Poland (million),
by the manner of service provision, 2015-2025 >> **115**

Annual volume change of the fixed-line telephony market in Poland (% YoY),
by the manner of service provision, 2015-2025 >> **116**

Number of Orange's lines under wholesale line rental (WLR) to alternative operators (thousand),
2015-Q3 2025 >> **116**

Netia's share in the WLR market in Poland (thousand, %), 2025 >>> **117**

Number of fixed telephony lines using WLL technology in Poland (thousand), broken down into mobile operators only and mobile operators including WLR subscribers migrating to WLL, 2015-2025 >>> **117**

Number of subscriber SIM cards serviced by Telestrada in Poland (thousand), broken down into MVNO and WLL technologies, 2016-2025 >>> **118**

Structure of the fixed-line telephony market in Poland, by number of services provided by its top players, 2024 >>> **119**

SWOT analysis of the fixed-line telephony market in Poland, 2025 >>> **120**

Number of VoIP telephony users in the networks of cable, fixed-line telephony, VoIP and ISP operators in Poland (thousand), 2015-2025 >>> **120**

Annual change in the number of users of VoIP telephony services in the networks of cable and fixed-line telephony, VoIP and ISP operators in Poland (% YoY), 2015-2025 >>> **121**

Value and change of the VoIP telephony market in Poland, 2015-2025 >>> **121**

Blended monthly ARPU from fixed-line telephony services in VoIP networks in Poland (PLN), 2015-2025 >>> **122**

Ratio of ARPU from fixed-line telephony services in traditional networks to ARPU from fixed-line telephony services in VoIP networks in Poland, 2015-2025 >>> **122**

Orange: selected operating and financial data in the fixed-line telephony segment and market shares, 2016-2025 >>> **123**

ARPU from only fixed-line narrowband access in Orange's network in Poland (PLN), 2015-2025 >>> **124**

Number of Orange's fixed-line telephony services (thousand), by connection types, retail and wholesale markets, 2016-2025 >>> **124**

Share of convergent customers in the number of fixed-line voice services in Orange's network in Poland (%), H1 2019-Q1 2025 >>> **124**

Share of convergent customers in the number of fixed-line voice services in Orange's network in Poland (%), by PSTN lines and VoIP, H1 2019-Q1 2025 >>> **125**

P4: selected operating and financial data in the fixed-line telephony segment and market shares, 2016-2024 >>> **126**

P4: value and change of revenues from the sales of fixed-line services for home, 2020-Q1-Q3 2025 >>> **126**

Netia: selected operating and financial data in the fixed-line telephony segment and market shares, 2016-2024 >>> **127**

TK Telekom: value and change of revenues, 2016-2024 >> **128**

Vectra: selected operating data in the fixed-line telephony segment and market shares, 2016-2024 >> **129**

Vectra Group's consolidated revenues and their change, 2016-2024 >> **130**

INEA: selected operating and financial data in the fixed-line telephony segment and market shares, 2016-2024 >> **131**

Structure of INEA's revenues from sales of services in Poland (%), 2017-2024 >> **132**

Forecasts for the fixed-line telephony market in Poland for 2026-2030 >> **133**

Factors affecting the value of the fixed-line telephony market in Poland, 2024-2030 >> **134**

Number of fixed telephony services and lines in Poland and its change, 2024-2030 >> **136**

Penetration with fixed telephony services and lines in Poland (%), 2024-2030 >> **136**

Volume structure of the fixed-line telephony market in Poland (million), by the manner of service provision, 2024-2030 >> **137**

Annual volume change of the fixed-line telephony market in Poland (% YoY), by the manner of service provision, 2024-2030 >> **137**

Annual change in the number of traditional telephony lines (PSTN) and alternative services in Poland (% YoY), 2024-2030 >> **138**

Shares of traditional lines (PSTN) and alternative services in the total number of fixed-line telephony services in Poland (%), 2024-2030 >> **138**

Value and change of the fixed-line telephony market in Poland, 2024-2030 >> **139**

Value and change of the retail fixed-line telephony market in Poland, 2024-2030 >> **139**

Value structure of the fixed-line telephony market in Poland (PLN m), by operators' revenues source, 2024-2030 >> **140**

Change in the value of the fixed-line telephony market in Poland (% YoY), by operators' revenues source, 2024-2030 >> **140**

Value structure of the fixed-line telephony market in Poland (%), broken down into revenues from subscription fees and call charges, by access technology, 2024-2030 >> **141**

Value and change of revenues from subscription fees and call charges in traditional fixed-line telephony networks in Poland, broken down into PSTN and WLR lines, 2024-2030 >> **141**

Blended monthly ARPU from fixed-line telephony services in Poland (PLN), by segment, 2024-2030 >> **141**

DLISP market in Poland » 143

- Key data on the DLISP market in Poland, 2023-2025 » 144
- Value and change of the DLISP market in Poland, 2015-2025 » 145
- Different segments' shares in the DLISP market value in Poland (PLN bn, %), 2025 » 145
- Different segments' shares in the DLISP market value in Poland (PLN bn, %), 2024 » 146
- Number of broadband internet access subscribers in Poland and its change, 2015-2025 » 146
- Number of subscribers to xDSL, CaTV, Ethernet, FTTx and fixed wireless broadband internet in Poland (million), 2015-2025 » 147
- Change in the number of subscribers to xDSL, CaTV, Ethernet, FTTx and fixed wireless broadband internet in Poland (% YoY), 2015-2025 » 148
- Broadband internet penetration in Poland (%), 2015-2025 » 149
- Broadband internet penetration in the household segment in Poland (%), 2015-2025 » 149
- Fixed broadband internet penetration in the B2C segment in Poland (%), 2015-2025 » 150
- Number of lines with internet access in the BSA model and its change, 2015-2024 » 150
- Total revenues from BSA internet access services in Poland and their change, 2015-2024 » 150
- Shares of individual operators in the market for internet access services in Poland, by number of subscribers (thousand, %), 2025 » 151
- Shares of individual operators in the market for internet access services in Poland, by number of subscribers (thousand, %), 2024 » 152
- Value and change of the internet access market in Poland, 2015-2025 » 153
- Average monthly ARPU from fixed-line internet services in Poland (PLN), 2015-2025 » 153
- Share of always-on connections in Poland (%), by end-user download speed, 2019-2024 » 154
- Share of always-on connections in Poland (%), by download speed to end-user in FTTx and CaTV technologies, 2022-2024 » 154
- Number of the operators' subscribers and shares (%) in the number of subscribers to FTTH access in Poland, 2020-2024 » 156
- Coverage of FTTP and NGA services in households in total and in rural areas in Poland (%), 2018-2024 » 157

Coverage of FTTP and NGA services in households in total and in rural areas in the European Union countries (%), 2018-2024 >> **157**

Coverage of households with FTTP services in selected Central and Eastern European countries and the EU-27 average (%), 2018-2024 >> **158**

Coverage of households with connections of at least 100 Mb/s and 1 Gb/s in Poland (%), 2021-2024 >> **158**

Coverage of households with connections of at least 100 Mb/s and 1 Gb/s in the European Union countries (%), 2021-2024 >> **159**

Percentage of households with access to FTTx networks in Poland (%), 2015-2025 >> **159**

Number of address points in broadband network coverage in Poland (million), Q2 2023-Q4 2025 >> **160**

Coverage of operators offering broadband infrastructure access services exclusively in the wholesale model (million), 2025 >> **160**

Number of fixed-line internet subscribers in Orange's network in Poland (thousand), 2016-Q3 2025 >> **162**

Number of subscribers to selected DLISP services offered by Orange in Poland (thousand), 2016-Q3 2025 >> **162**

Change in the number of internet customers in VDSL, FTTH and ADSL technologies in Orange's network in Poland (% YoY), 2016-Q3 2025 >> **163**

Number of subscribers to FTTx services offered by Orange and number of households covered by the fibre-optic network (thousand), 2016-Q3 2025 >> **163**

Saturation of Orange's network in Poland with the fibre-optic service (%), 2016-Q3 2025 >> **163**

Share of VDSL and FTTx users in Orange's total xDSL/FTTx customer base in Poland (%), 2016-Q3 2025 >> **164**

Distribution of capital expenditure in Orange's network in Poland (PLN m), 2017-H1 2025 >> **164**

Orange's consolidated revenues in the DLISP segment (PLN m), by category, 2017-Q1-Q3 2025 >> **165**

Number of Orange's fixed-line broadband internet subscribers in the retail and wholesale markets (thousand), 2016-Q3 2025 >> **165**

Number of Netia's broadband internet access subscribers in Poland (thousand), 2016-2025 >> **168**

Number of T-Mobile's fixed-line internet users in Poland (thousand), 2021-2025 >> **170**

Number of T-Mobile's fixed-line internet users in Poland (thousand), by technology, 2021-2025 >> **170**

Number of T-Mobile's broadband internet users in Poland (thousand), 2022-Q3 2025 >> **171**

Shares of the largest CaTV operators in Poland (%), by revenues from CaTV-based internet access services, 2024-2025 >> **172**

Largest CaTV operators in Poland, by number of subscribers to internet access services (thousand, %), 2025 >> **172**

Largest CaTV operators in Poland, by number of subscribers to internet access services (thousand, %), 2024 >> **173**

Number of P4's fixed-line internet users in Poland (thousand), 2016-2025 >> **173**

Number of P4's fixed-line internet users (thousand), broken down into CaTV and FTTx technologies, 2022-2025 >> **174**

Number of P4's RGUs (thousand), by types of services, 2015-2024 >> **174**

Value and change of P4's revenues from the sales of fixed-line services for home, 2020-Q1-Q3 2025 >> **175**

Number of subscribers to fixed-line internet services provided by the Vectra Group (thousand), 2016-2025 >> **176**

Number of the Vectra Group's fixed-line internet users (thousand), broken down into CaTV and other technologies, 2022-2025 >> **177**

Number of Vectra's RGUs (thousand), by types of services, 2016-2024 >> **177**

Vectra Group's consolidated revenues and their change, 2016-2024 >> **178**

Number of subscribers to fixed-line internet services provided by INEA (thousand), 2016-2025 >> **179**

Number of subscribers to different services offered by INEA (thousand), 2016-2024 >> **179**

INEA: key financial data (PLN m), 2016-2024 >> **180**

Structure of INEA's revenues from the sales of services in Poland (%), 2017-2024 >> **180**

Revenues from the sales of internet access services in INEA's network in Poland (PLN m), 2016-2024 >> **181**

Number of subscribers to fixed-line internet services provided by TOYA (thousand), 2016-2025 >> **181**

Number of subscribers to internet and digital television services provided by TOYA (thousand), 2016-2024 >> **182**

TOYA: key financial data (PLN m), 2015-2024 >> **182**

Swiatlowod Inwestycje: sales revenues (PLN m), 2021-2024 » **184**

Nexera: sales revenues (PLN m), 2018-2024 » **185**

Forecasts for the DLISP market in Poland for 2026-2030 » **187**

Factors affecting the value of the fixed-line internet access market in Poland, 2024-2030 » **189**

Number of users and internet penetration in Poland, 2024-2030 » **192**

Number of broadband internet access subscribers in Poland (million), broken down into business and household segments, 2020-2030 » **193**

Number of subscribers to fixed-line broadband access technologies in Poland (million), 2024-2030 » **194**

Change in the number of subscribers to fixed-line broadband access technologies in Poland (% YoY), 2024-2030 » **194**

Shares of different technologies in the total number of fixed broadband lines used in Poland (%), 2020-2030 » **194**

Total number of subscribers to broadband internet access in Poland (million), broken down into fixed-line and mobile access, 2020-2030 » **195**

Net additions in the internet access market in Poland (thousand), broken down into fixed-line and mobile access, 2020-2030 » **195**

Broadband internet penetration in Poland (%), 2024-2030 » **196**

Broadband internet penetration in the household segment in Poland (%), 2024-2030 » **196**

Fixed-line broadband internet penetration in the B2C segment in Poland (%), 2024-2030 » **197**

Value and change of the DLISP market in Poland, 2024-2030 » **197**

Value of the DLISP market in Poland (PLN bn), by individual segments, 2024-2030 » **198**

Growth rates of individual segments of the DLISP market in Poland (% YoY), 2024-2030 » **198**

Average monthly ARPU from fixed-line internet services in Poland (PLN), 2024-2030 » **199**

Methodology of the report » **200**

GDP per capita and real GDP change in Poland, 2021-2030 » **202**

CPI inflation in Poland (% YoY), 2021-2030 » **203**

Capital expenditure growth rate in real terms in Poland (% YoY), 2021-2030 >> **204**

Value of expenditure financed by the EU funds* in Poland and its share in GDP, 2021-2030 >> **205**

Average annual LFS unemployment rate and real change in average monthly gross wage in Poland, 2021-2030 >> **205**

Real change in household disposable income and private consumption in Poland (% YoY), 2021-2030 >> **206**

Number of residents in Poland, shares of the different demographic groups and the number of residents including refugees from Ukraine, 2021-2030 >> **207**

Total number of companies in Poland and its change, 2021-2030 >> **208**

Impact of macroeconomic and demographic factors on the value of the telecommunications market in Poland, 2021-2030 >> **211**

PMR MARKET EXPERTS

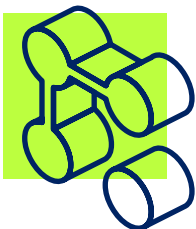
by Hume's

WE UNDERSTAND THAT DATA IS NOT JUST ABOUT NUMBERS.

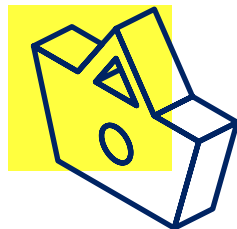
IT IS THE FOUNDATION OF THE DECISIONS SHAPING THE FUTURE OF YOUR BUSINESS.

At PMR Market Experts, we have been preparing cyclical industry reports for over 20 years, refining our sector knowledge.

Our core specialisations:



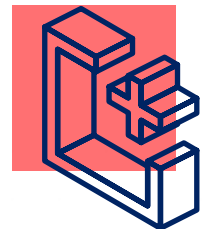
Digital & ICT



Retail



Pharma & Healthcare




Construction

Our reports are more than just a compilation of facts – **they are reliable knowledge based on proven methodology.** We combine primary and secondary data, proprietary algorithms and econometric models to provide precise information about the market, its values, growth rates, segments and key players.

We are part of **Hume's Institute** – a 360 research agency specialising in quantitative and qualitative research, forecasting and market predictions.

PMR Market Experts' data analysis and verification expertise, unique insights and proven forecasts provided by Hume's Institute give real insight and advantage to our Clients.

More than **600 clients worldwide** have already benefited from our services. We have analysed more than **5,000 brands**, operating in over **50 markets**. The trust placed in us by the major players is confirmed by the fact that we work with **70% of the prestigious Fortune 500 companies.**



tel.: +48 609 290 093
info@pmrcorporate.com
www.pmrmarketexperts.com



Krolewska 57
30-081 Krakow
Poland