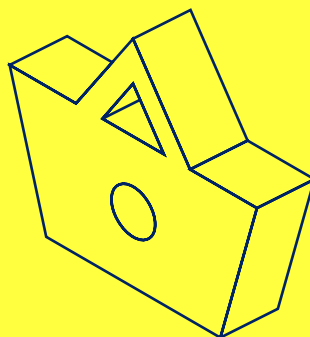




PMR RETAIL
EXPERTS

SPORTS GOODS RETAIL MARKET IN POLAND 2025

Market analysis and development
forecasts for 2025-2030



© 1996–2025+ PMR MARKET EXPERTS

Spis treści

Executive summary » 11

Value of the sports goods retail market in Poland in 2021-2024 and forecast for 2025-2030 » 23

Main trends and key factors influencing the sports goods market » 26

Macroeconomic and demographic factors » 26

General macroeconomic outlook » 27

Overall price and sports goods price growth rate » 28

Labour market situation in Poland » 29

Population's financial situation » 30

Demographics » 30

Regular physical activity » 31

Demand-side factors » 32

Majority of Poles buy sports goods » 32

Declining but still significant impact of inflation on purchasing decisions made by sports goods consumers » 33

Six in 10 Poles undertake physical activity at least once a week » 34

Sportswear buyers under the influence of social media – Gen Z in the lead » 35

Economic considerations increasingly drive the rental of sports equipment » 37

Men increasingly willing to buy second-hand sports goods » 39

Growth in the popularity of mountain tourism and increasing numbers of tourists in the mountainous national parks » 40

Mountain tourism with positive impact on sports goods purchases » 42

Buyers pay attention to the technical features of sportswear and sports footwear » 43

Loyalty programmes as an important factor in choosing where to buy sports products >>> **44**

Convenient returns as a key criterion when choosing where to buy sportswear, sports footwear and equipment >>> **45**

Specialist sports stores as a mark of professionalism >>> **46**

Drops – a new dimension of limited-edition fashion >>> **47**

Supply-side factors >>> **48**

Market consolidation and acquisitions – investors are interested in the sports goods market >>> **48**

Stabilisation of the number of sports store operators >>> **49**

Development of sports infrastructure with a positive impact on physical activity and the sports goods market >>> **50**

Cycle paths > **50**

Aquaparks/water parks > **51**

Retail parks as potential locations for sporting goods stores >>> **52**

Premiumisation and repositioning of outlets in Poland >>> **54**

Sports offer goes beyond specialist stores >>> **55**

Growing competition in the e-commerce platform channel, ambitious plans by Decathlon and Erli >>> **57**

Offensive by Asian platforms >>> **58**

Building the CCC Group's sporting identity >>> **59**

Technological factors >>> **61**

Role of AI and IoT in the transformation of modern commerce >>> **61**

ChatGPT as a sports goods sales platform – low consumer interest >>> **62**

Fashion and sports industry moving away from the Metaverse >>> **63**

Legal factors >>> **63**

Programmes, initiatives by the government and local authorities >>> **64**

E-commerce platform sales tax >>> **64**

Chinese platforms under EU scrutiny >>> **65**

E-commerce under greater regulatory control >>> **66**

New regulations on textile waste segregation >>> **66**

New EU regulations: limiting fast fashion and combating greenwashing >>> **67**

AI Act – first regulations governing the use of AI in commerce » 67

Physical activity of sports goods consumers » 69

Physical activity » 69

Motivation for physical activity » 70

Practised sports » 72

Regularity of sports activities – by discipline » 74

Way of doing sport » 74

Places to undertake physical activity » 75

Profile of the sports goods buyer » 77

Sportswear » 77

Sports footwear » 79

Sports equipment and accessories » 81

Product categories in the sports goods retail market in Poland » 83

Value of the market in 2021-2024, by category, and PMR forecast for 2025-2030 » 83

Categories of the sports goods market – by online and offline sales in 2025 » 85

Characteristics of sportswear buyers » 86

Purchases of sportswear » 86

Purchases of sportswear – by product category » 86

Purchases of sportswear – by discipline » 87

Frequency of purchases » 89

Reasons and circumstances of purchases » 90

Purchasing channels » 91

Shopping in offline multibrand sports stores – top chains » 92

Shopping in offline sports stores – top chains >> 93

Shopping in online stores – by store >> 94

Preferences of sportswear buyers >> 95

Competitive prices and a large selection of products as the most important factors when choosing the place to buy sportswear > **95**

Generational differences in consumer expectations when shopping offline > **96**

Availability of favourite brands more important than the store's brand > **97**

Recommendations on social media are becoming increasingly important > **99**

Younger consumers are more susceptible to trends > **100**

Characteristics of sports footwear buyers >> 101

Purchases of sports footwear >> 101

Purchases of sports footwear – by discipline >> 102

Frequency of purchases >> 103

Reasons and circumstances of purchases >> 104

Purchasing channels >> 105

Shopping in offline multibrand sports stores – top chains >> 107

Shopping in offline sports stores – top chains >> 108

Shopping in online stores – by store >> 109

Preferences of sports footwear buyers >> 110

Price-related factors at the top of the list of important factors when choosing where to shop > **110**

Possibility to see and try on products in-store is less important for the youngest consumers > **111**

Perception of the sports brand and store brand when choosing a place to shop > **113**

Recommendations are the least important factors in choosing where to shop > **115**

Sports footwear buyers are not fashion-driven > **116**

Characteristics of sports equipment buyers >> 117

Purchases of sports equipment >> 117

Purchases of sports equipment – by category/discipline >> 117

Frequency of purchases >> 120

Reasons and circumstances of purchases >> 121

Purchasing channels >> 121

Shopping in offline multibrand sports stores – top chains >> 122

Shopping in online stores – top chains >> 123

Preferences of sports equipment buyers >> 124

Favourable prices most important when choosing the place to purchase sports equipment > 124

Older people pay attention to the staff in the store and the possibility to see the products > 125

Perception of the sports brand and store brand when choosing a place to shop > 127

Recommendations rather unimportant when choosing the place to purchase > 128

Fashion has little influence on sports equipment purchases > 129

Distribution channels in the sports goods retail market in Poland >> 131

Value of the sports goods retail market in 2021-2024, by sales channel, and PMR forecast for 2025-2030 >> 131

Value of the sports goods retail market in 2021-2024, by offline and online sales, and PMR forecast for 2025-2030 >> 133

Multibrand sports chains >> 135

Value of sales of sports goods in multibrand sports chains in 2021-2024 and PMR forecast for 2025-2030 >> 135

Major players in the multibrand sports chain channel >> 135

Awareness of multibrand sports chains >> 138

Sports store chains >> 139

Value of sales of sports goods in sports store chains in 2021-2024 and PMR forecast for 2025-2030 >> 139

Major players in the sports store chain channel >> 139

Non-chain sports stores >> 143

Value of sales of sports goods in non-chain stores in 2021-2024 and PMR forecast for 2025-2030 >> 143

Online channel >> 144

Value of online sales of sports goods in 2021-2024 and PMR forecast for 2025-2030 >> 144

Major players in the online channel >> 146

Grocery stores >> 149

Value of sales of sports goods in grocery stores in 2021-2024 and PMR forecast for 2025-2030 >> **149**

Consumers trust the quality of sportswear in grocery discount stores >> **151**

Other >> 152

Value of sales of sports goods in other stores in 2021-2024 and PMR forecast for 2025-2030 >> **152**

Major players in the sports goods retail market >> 154

Sales value and shares in the sports goods market in 2021-2025 >> **154**

Most popular brands of sports goods >> 158

Awareness and purchases >> **158**

Millennials with the best awareness of sports brands >> **159**

Profiles of top players in the sports goods retail market >> 161

Decathlon >> **161**

allegro.pl >> **163**

Martes Sport >> **164**

OTCF >> **165**

Marketing Investment Group (MIG) >> **166**

CCC >> **167**

Adidas >> **169**

Deichmann, Snipes >> **170**

centrumrowerowe.pl/Dadelo >> **171**

Pepco >> **172**

Methodology of the report » 173

List of graphs and tables » 185

About PMR » 195

List of graphs and tables

Value of the sports goods retail market in Poland in 2021-2024 and forecast for 2025-2030 » 23

Value (PLN m) and change (% YoY) of the sports goods market in Poland, 2021-2030 » 25

Main trends and key factors influencing the sports goods market » 26

Impact of macroeconomic and demographic factors on the sports goods market in Poland, 2023-2030 » 26

GDP per capita (PLN thousand) and real GDP change (% YoY) in Poland, 2021-2030 » 27

CPI inflation and sports goods price index in Poland (% YoY), 2021-2030 » 28

Average annual LFS unemployment rate (%) and real change in average monthly gross wage in Poland (% YoY), 2021-2030 » 29

Real change in household disposable income and private consumption in Poland (% YoY), 2021-2030 » 30

Number of residents in Poland (million), shares of the different demographic groups (%) and the number of residents including refugees from Ukraine (million), 2021-2030 » 31

Number of Benefit Systems sports cards (thousand) and its change (% YoY) in Poland, 2021-2030 » 31

Impact of demand-side factors on the value of the sports goods retail market in Poland, 2023-2030 » 32

Purchase of new sports and related goods by Poles (%), by type, 2024-2025 » 33

Impact of inflation on spending restraint by sports goods consumers in Poland (%), 2022-2025 » 34

Cutting back on spending on sports equipment and sports goods (%), 2022-2025 » 34

Poles' physical activity (%), by frequency, 2024-2025 » 35

Impact of online content on the purchase of sports goods (%), 2022-2025 » 36

Sources of information on sports goods (%), by generation, 2025 » 37

Sports equipment rental (%), by type, 2025 » 38

Frequency and reasons for sports equipment rental (%), by type, 2025 » 39

- Purchase of second-hand sports products (%), 2025 >>> **39**
- Purchase of second-hand sports goods (%), by gender, age and education, 2025 >>> **40**
- Number of domestic tourists (million) using hotel accommodation in Poland and its change (% YoY), 2021-2030 >>> **41**
- Number of entrance tickets sold by the Tatra National Park (million), 2019-August 2025 >>> **41**
- Respondents using specialised footwear, clothing and equipment when engaging in mountain tourism (%), 2025 >>> **42**
- Frequency of buying specialised footwear, clothing and equipment for mountain tourism (%), 2025 >>> **43**
- Agreement with the statement "I pay attention to the technical features* of the sportswear, sports underwear and sports footwear I buy" (%), 2025 >>> **43**
- Loyalty programmes as a factor in choosing where to buy sportswear and sports underwear/ footwear/equipment (%), 2025 >>> **44**
- Importance of loyalty programmes as a factor in choosing where to buy sportswear and sports underwear/footwear/equipment (%), by gender and age, 2025 >>> **45**
- Significance of easy clothing, footwear and equipment returns (%), 2025 >>> **45**
- Agreement with the statement "I only buy sportswear and sports underwear/footwear/equipment from specialist sports stores" (%), 2025 >>> **46**
- Agreement with the statement "Specialised sportswear and sports underwear/footwear/equipment demonstrate professionalism" (%), 2025 >>> **47**
- Impact of supply-side factors on the value of the sports goods retail market in Poland, 2023-2030 >>> **48**
- Number of companies selling sports equipment in specialist stores, 2019-2025 >>> **49**
- Length of cycle paths in Poland, 2020-2024 >>> **50**
- Length of cycle paths in Poland (km), by voivodship, 2019-2024 >>> **50**
- Length of cycle paths in Poland (km per 10,000 residents), by voivodship, 2019-2024 >>> **51**
- Aquaparks/water parks commissioned in Poland, 2025 >>> **52**
- Aquaparks/water parks planned/under construction in Poland, 2025 >>> **52**
- Largest modern completed retail projects, 2024 >>> **53**
- Largest modern retail facilities under construction, Q1 2025 >>> **54**
- Selected largest outlet centres in Poland, 2025 >>> **55**
- Most popular non-specialist places to buy sports goods in Poland (%), 2024-2025 >>> **56**

Sportswear, sports footwear and sports equipment purchases through e-commerce platforms in Poland (%), 2024-2025 >>> **58**

Agreement with the statement "On foreign e-commerce platforms (e.g. Shein, Aliexpress, Temu) one can find sportswear and sports underwear/footwear/equipment of quality similar to that offered by Polish retailers" (%), 2025 >>> **59**

Impact of technological factors on the value of the sports goods retail market in Poland, 2023-2030 >>> **61**

Methods of product search during online shopping (%), 2025 >>> **62**

Impact of legal factors on the value of the sports goods retail market in Poland, 2023-2030 >>> **63**

Physical activity of sports goods consumers >> **69**

Frequency of undertaking physical activity in the last 12 months (%), 2022-2025 >>> **70**

Main motivation factors behind engaging in physical activity (%), 2022-2025 >>> **71**

Main motivation factors behind engaging in physical activity among consumers of sports goods (%), by gender and age, 2025 >>> **72**

Types of physical activity undertaken by consumers of sports goods (%), 2024-2025 >>> **73**

Types of physical activity undertaken by consumers of sports goods (%), by gender and age, 2025 >>> **73**

Frequency of physical activity among sports goods consumers (%), by discipline, 2025 >>> **74**

Form of organising sports activities by sport goods consumers (%), 2022-2025 >>> **75**

Places where sports goods consumers engage in physical activity (%), 2024-2025 >>> **76**

Profile of the sports goods buyer >> **77**

Purchase of sportswear (%), 2024-2025 >>> **78**

Purchase of sportswear (%), by selected socio-demographic characteristics, 2025 >>> **78**

Purchase of sports footwear (%), 2024-2025 >>> **79**

Purchase of sports footwear (%), by selected socio-demographic characteristics, 2025 >>> **80**

Purchase of sports equipment and accessories (%), 2024-2025 >>> **81**

Purchase of sports equipment and accessories (%), by selected socio-demographic characteristics, 2025 >>> **82**

Product categories in the sports goods retail market in Poland » 83

Value of the sports goods market in Poland (PLN m), by product category, 2021-2030 » 84

Value shares of different product categories in the sports goods market in Poland (%), 2021-2030 » 84

Growth rate of the sports goods market in Poland (% YoY), by product category, 2022-2030 » 84

Value (PLN m) and change (% YoY) of different product categories in the sports goods market in Poland, offline sales, 2025 » 85

Value (PLN m) and change (% YoY) of different product categories in the sports goods market in Poland, online sales, 2025 » 85

Shopping penetration of sportswear (%), 2024-2025 » 86

Sportswear purchases (%), by product category, 2024-2025 » 87

Sportswear purchases (%), by product category, gender and age, 2025 » 87

Sportswear purchases (%), by discipline, 2024-2025 » 88

Sportswear purchases (%), by discipline, gender and age, 2025 » 88

Frequency of sportswear purchases (%), 2024-2025 » 89

Frequency of sportswear purchases (%), by gender and age, 2025 » 90

Reasons and circumstances of sportswear purchases (%), 2024-2025 » 90

Reasons and circumstances of sportswear purchases (%), by gender and age, 2025 » 91

Places of purchase of sportswear (%), 2024-2025 » 91

Places of purchase of sportswear (%), by gender and age, 2025 » 92

Sportswear purchases in offline multibrand sports stores (%), by chain, 2024-2025 » 93

Sportswear purchases in offline sports stores (%), by store, 2024-2025 » 93

Sportswear purchases in online sports stores (%), by store, 2024-2025 » 94

Most important factors when choosing the place to purchase sportswear in Poland (%), 2024-2025 » 95

Agreement of sportswear consumers with the statement "Price is not important if a given product appeals to me" (%), 2024-2025 » 96

Assessment of factors influencing the choice of the place to buy sportswear – key factors related to offline shopping (%), 2024-2025 » 96

Assessment of factors influencing the choice of the place to buy sportswear – key factors related to offline shopping (%), by age, 2025 » 97

- Assessment of the availability of favourite brands as a factor in choosing the place to buy sportswear (%), 2024-2025 >> **98**
- Assessment of store's brand as a factor in choosing the place to buy sportswear (%), 2024-2025 >> **98**
- Agreement with the statement "I have my favourite brands/stores and I buy sportswear only there" (%), 2024-2025 >> **99**
- Least important factors when choosing the place to buy sportswear in Poland (%), 2024-2025 >> **99**
- Least important factors when choosing the place to buy sportswear in Poland (%), by age, 2025 >> **100**
- Agreement with the statement "When choosing sportswear or sports underwear, I follow the fashion trends of the season" (%), 2024-2025 >> **100**
- Agreement with the statement "When choosing sportswear or sports underwear, I follow the fashion trends of the season" (%), by gender and age, 2025 >> **101**
- Shopping penetration of sports footwear (%), 2024-2025 >> **101**
- Purchases of sports footwear (%), by discipline, 2024-2025 >> **102**
- Purchases of sports footwear (%), by discipline, gender and age, 2025 >> **103**
- Frequency of sports footwear purchases (%), 2024-2025 >> **104**
- Reasons and circumstances of purchasing sports footwear (%), 2024-2025 >> **105**
- Places of purchase of sports footwear (%), 2024-2025 >> **106**
- Places of purchase of sports footwear (%), by gender and age, 2025 >> **107**
- Purchases of sports footwear in offline multibrand sports stores (%), by chain, 2024-2025 >> **108**
- Purchases of sports footwear in offline sports stores (%), by store, 2024-2025 >> **109**
- Purchases of sports footwear in online sports stores (%), by store, 2024-2025 >> **110**
- Most important factors when choosing the place to purchase sports footwear in Poland (%), 2024-2025 >> **111**
- Agreement of sports footwear consumers with the statement "Price is not important if a given product appeals to me" (%), 2024-2025 >> **111**
- Assessment of factors influencing the choice of the place to buy sports footwear – key factors related to offline shopping (%), 2024-2025 >> **112**
- Assessment of factors influencing the choice of the place to buy sports footwear – key factors related to offline shopping (%), by age, 2025 >> **113**

Availability of favourite brands as a factor in choosing the place to buy sports footwear (%), 2024-2025 >>> **114**

Store's brand as a factor in choosing the place to buy sports footwear (%), 2024-2025 >>> **114**

Agreement with the statement "I have my favourite brands and stores and only buy sports footwear there" (%), 2024-2025 >>> **115**

Least important factors when choosing the place to purchase sports footwear in Poland (%), 2024-2025 >>> **115**

Assessment of factors influencing the choice of the place to buy sports footwear – recommendations (%), by age, 2025 >>> **116**

Agreement with the statement "When choosing sports footwear, I follow the fashion trends of the season" (%), 2024-2025 >>> **116**

Agreement with the statement "When choosing sports footwear, I follow the fashion trends of the season" (%), by gender and age, 2025 >>> **117**

Shopping penetration of sports equipment (%), 2024-2025 >>> **117**

Purchases of sports equipment and accessories (%), by category/discipline, 2024-2025 >>> **119**

Purchases of sports equipment and accessories (%), by category/discipline, gender and age, 2025 >>> **119**

Frequency of sports equipment purchases (%), 2024-2025 >>> **120**

Reasons and circumstances of purchasing sports equipment (%), 2024-2025 >>> **121**

Places of purchase of sports equipment (%), 2024-2025 >>> **122**

Purchases of sports equipment in offline multibrand sports stores (%), by chain, 2024-2025 >>> **123**

Purchases of sports equipment in online sports stores (%), by store, 2024-2025 >>> **124**

Most important factors when choosing the place to purchase sports equipment in Poland (%), 2024-2025 >>> **125**

Agreement of sports equipment consumers with the statement "Price is not important if a given product appeals to me" (%), 2024-2025 >>> **125**

Assessment of factors influencing the choice of the place to buy sports equipment – key factors related to offline shopping (%), 2024-2025 >>> **126**

Assessment of factors influencing the choice of the place to buy sports equipment – key factors related to offline shopping (%), by age, 2025 >>> **126**

Availability of favourite brands as a factor in choosing the place to buy sports equipment (%), 2024-2025 >>> **127**

Store's brand as a factor in choosing the place to buy sports equipment (%),
2024-2025 >> **128**

Agreement with the statement "I have my favourite brands and stores and only buy sports
equipment there" (%), 2024-2025 >> **128**

Least important factors when choosing the place to purchase sports equipment in Poland (%),
2024-2025 >> **129**

Assessment of factors influencing the choice of the place to buy sports equipment –
recommendations (%), by age, 2025 >> **129**

Agreement with the statement "When choosing sports equipment and accessories, I follow the
fashion trends of the season" (%), 2024-2025 >> **130**

Agreement with the statement "When choosing sports equipment and accessories, I follow the
fashion trends of the season" (%), by gender and age, 2025 >> **130**

Distribution channels in the sports goods retail market in Poland >> 131

Value of the sports goods market in Poland (PLN m), by distribution channel,
2021-2030 >> **132**

CAGR of different sports goods distribution channels in Poland forecast for
2025-2030 >> **132**

Value shares of different distribution channels in the sports goods market in Poland (%),
2021-2030 >> **133**

Growth rate of the sports goods market in Poland (% YoY), by distribution channel,
2022-2030 >> **133**

Value of the sports goods market in Poland (PLN m), by offline and online sales,
2021-2030 >> **134**

Value shares of offline and online sales in the sports goods market in Poland (%),
2021-2030 >> **134**

Growth rate of the sports goods market in Poland (% YoY), by offline and online sales,
2022-2030 >> **134**

Value (PLN m) and change (% YoY) of the multibrand sports store chain channel in Poland,
2021-2030 >> **135**

Data on selected multibrand sports chains in Poland, 2025 >> **136**

Estimated sales value of sports goods of the top players in the multibrand sports chain channel in
Poland (PLN m), 2021-2025 >> **136**

Change in the estimated sales value of sports goods of the top players in the multibrand sports chain channel in Poland (% YoY), 2021-2025 >>> **136**

Estimated shares of the top players in the multibrand sports chain channel in Poland (%), 2021-2025 >>> **137**

Estimated shares of the top multibrand sports chains in the sports goods market in Poland (%), 2021-2025 >>> **137**

Store count of the largest multibrand sports chains in Poland, 2021-2025 >>> **138**

Awareness of multibrand sports chains (%), by gender and age, 2025 >>> **138**

Value (PLN m) and change (% YoY) of the sports store chain channel in Poland, 2021-2030 >>> **139**

Data on selected sports store chains in Poland, 2025 >>> **140**

Estimated sales value of selected players in the sports store chain channel in Poland (PLN m), 2021-2025 >>> **141**

Change in the estimated sales value of selected players in the sports store chain channel in Poland (% YoY), 2021-2025 >>> **141**

Estimated shares of selected players in the sports store chain channel in Poland (%), 2021-2025 >>> **142**

Estimated shares of selected sports store chains in the sports goods market in Poland (%), 2021-2025 >>> **142**

Store count of selected sports store chains in Poland, 2021-2025 >>> **143**

Value (PLN m) and change (% YoY) of the non-chain sports store channel in Poland, 2021-2030 >>> **144**

Value (PLN m) and change (% YoY) of online sales of sports goods in Poland, 2021-2030 >>> **145**

Value of sports goods sales in online stores, on e-commerce platforms and in cross-border trade in Poland (PLN m), 2021-2030 >>> **145**

Shares of online stores, e-commerce platforms and cross-border sales in online sales of sports goods in Poland (%), 2021-2030 >>> **146**

Change in sales value of sports goods in online stores, on e-commerce platforms and in cross-border trade in Poland (% YoY), 2022-2030 >>> **146**

Estimated sales value of the top players in the online sports goods market in Poland (PLN m), 2021-2025 >>> **147**

Change in the estimated sales value of the top players in the online sports goods market in Poland (% YoY), 2022-2025 >>> **147**

Estimated shares of the top players in the online sports goods market in Poland (%), 2021-2025 >>> **148**

Estimated shares of the top players in the online sports goods market in Poland (%), 2021-2025 >>> **149**

Value (PLN m) and change (% YoY) of sports goods sales in grocery stores in Poland, 2021-2030 >>> **150**

Number of hypermarkets and grocery discount stores in Poland, 2021-2025 >>> **150**

Agreement with the statement "Clothing and underwear/footwear/sports equipment in discount stores such as Lidl and Biedronka are of the same quality as branded products" (%), 2025 >>> **152**

Value (PLN m) and change (% YoY) of other sales channels offering sports goods in Poland, 2021-2030 >>> **153**

Major players in the sports goods retail market >> **154**

Overview of the top players in the sports goods market in Poland, 2025 >>> **155**

Estimated sales value of the top players in the sports goods market in Poland (PLN m), 2021-2025 >>> **156**

Change in the estimated sales value of the top players in the sports goods market in Poland (% YoY), 2022-2025 >>> **156**

Estimated shares of the top players in the sports goods market in Poland (%), 2021-2025 >>> **157**

Awareness and purchases of sports brands (%), 2025 >>> **158**

Awareness of sports brands (%), by generation, 2025 >>> **159**

Profiles of top players in the sports goods retail market >> **161**

Decathlon in Poland: key data, 2021-2025 >>> **161**

Allegro.pl in Poland: key data, 2021-2025 >>> **163**

Martes Sport in Poland: key data, 2021-2025 >>> **164**

OTCF in Poland: key data, 2021-2025 >>> **165**

Marketing Investment Group in Poland: key data, 2021-2025 >>> **166**

CCC in Poland: key data, 2021-2025 >>> **167**

Adidas in Poland: key data, 2021-2025 >> **169**

Deichmann in Poland: key data, 2021-2025 >> **170**

centrumrowerowe.pl/Dadelo in Poland: key data, 2021-2025 >> **171**

Pepco in Poland: key data, 2021-2025 >> **172**

PMR MARKET EXPERTS

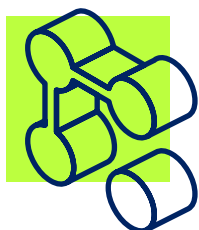
by Hume's

WE UNDERSTAND THAT DATA IS NOT JUST ABOUT NUMBERS.

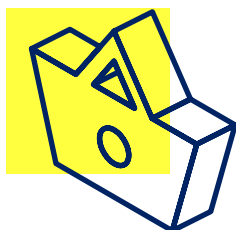
IT IS THE FOUNDATION OF THE DECISIONS SHAPING THE FUTURE OF YOUR BUSINESS.

At PMR Market Experts, we have been preparing cyclical industry reports for over 20 years, refining our sector knowledge.

Our core specialisations:



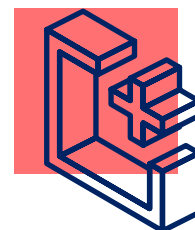
Digital & ICT



Retail



Pharma & Healthcare



Construction

Our reports are more than just a compilation of facts – **they are reliable knowledge based on proven methodology.** We combine primary and secondary data, proprietary algorithms and econometric models to provide precise information about the market, its values, growth rates, segments and key players.

We are part of **Hume's Institute** – a 360 research agency specialising in quantitative and qualitative research, forecasting and market predictions.

PMR Market Experts' data analysis and verification expertise, unique insights and proven forecasts provided by Hume's Institute give real insight and advantage to our Clients.

More than **600 clients worldwide** have already benefited from our services. We have analysed more than **5,000 brands**, operating in over **50 markets**. The trust placed in us by the major players is confirmed by the fact that we work with **70% of the prestigious Fortune 500 companies.**



tel.: +48 609 290 093
info@pmrcorporate.com
www.pmrmarketexperts.com



Krolewska 57
30-081 Krakow
Poland