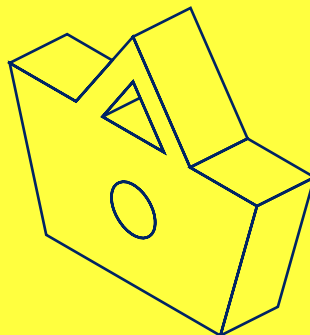




PMR RETAIL
EXPERTS

NON-FOOD RETAIL MARKET IN POLAND 2025

Market analysis and development
forecasts for 2025-2030



© 1996–2025+ PMR MARKET EXPERTS

Table of contents

Executive summary » 10

Value of the non-food retail market in Poland in 2020-2024 and PMR forecast for 2025-2030 » 24

Value of retail sales of food and non-food products » 25

Value shares of FMCG and non-FMCG segments in retail sales » 27

Key factors and trends shaping the non-food retail market » 29

Macroeconomic and demographic factors » 29

General macroeconomic outlook » 30

Overall price growth rate » 31

Labour market situation in Poland » 32

Polish population's financial situation » 33

Demographic situation in Poland » 33

Geopolitical environment » 34

Global trade tensions > 34

War in Ukraine > 35

Other risks > 35

Factors resulting from the housing market situation » 35

Housing starts » 36

Housing completions » 36

Interest rates and demand for mortgage loans » 37

Area of new houses and flats » 38

Flat and house renovations » 38

Demand-side factors >> 42

Share of expenditure on non-food categories in Poland compared to other EU countries >> 43

Clothing and footwear > **43**

Furniture, home furnishings, home appliances and ongoing household maintenance > **44**

Books, newspapers, magazines and office supplies > **45**

Willingness to make major purchases >> 46

Subjective assessment of household financial situation >> 47

Inflation is not losing ground, but its impact on the shopping basket is stabilising >> 48

Purchasing strategies: migration between online and offline channels >> 50

Planned changes in non-food spending >> 52

Purchase penetration across product categories >> 53

In-store shopping as a sensory experience >> 55

Tired of social media? >> 55

Re-sale – the growing popularity of second-hand shopping for non-food items >> 56

Home appliances, consumer electronics and digital media > **57**

Furniture and home furnishings > **57**

Fashion (clothing, footwear, accessories) > **57**

Children's products > **58**

To buy or to rent? >> 58

Shoppertainment >> 59

Polish consumers' attitudes to selected technology trends >> 60

Supply-side factors >> 62

Growth rate of non-food retail sales in Poland compared to the EU and the eurozone >> 62

Number of retail outlets in Poland and market saturation by format >> 63

Number of retail businesses in Poland by specialisation >> 66

New retail chain entrants in the Polish market >> 67

Retail parks riding the wave of the convenience trend >> 69

Faster, closer, more convenient – the shift towards compact formats >> 70

Shopping streets regain their role as hubs of urban activity >> 71

New multi-tasking of retail – diversification of offerings and formats >> 71

Small local markets gathering momentum >> 72

Retail media – a key driver of more effective marketing >> 74

Legal factors >> 75

Potential easing of Sunday trading ban >> 76

AI Act – first regulations governing the use of AI in commerce >> 76

E-commerce platform sales tax >> 76

Chinese platforms under EU scrutiny >> 77

Distribution channels in the non-food retail market in Poland >> 78

Value of distribution channels in 2021-2024 and PMR forecast for 2025-2030 >> 78

Specialist stores >> 80

Share of specialist stores in selected non-food market segments >> 80

Grocery stores >> 81

Share of grocery stores in selected non-food market segments >> 81

Grocery discount stores >> 82

General overview > 82

Major players in the channel > 83

Hypermarkets >> 84

General overview > 84

Major players in the channel #tp > 84

Supermarkets >> 85

General overview > 85

Major players in the channel #tp > 86

Online sales >> 87

Share of online sales in selected non-food market segments >> 87

Online stores >> 88

E-commerce platforms >> 89

Major players in the channel >> 89

Other >> 92

Non-food discount stores >> 92

General overview > 92

Major players in the channel > 93

Open-air markets >> 94

Analysis of the main product categories in the non-food retail market in Poland >> 96

Value of retail sales of selected non-food categories in 2021-2024 and PMR forecast for 2025-2030 >> 96

Value of retail sales of selected non-food categories per capita in 2021-2024 and PMR forecast for 2025-2030 >> 98

Clothing, footwear and fashion accessories >> 99

Value of the market in 2021-2024 and PMR forecast for 2025-2030 >> 99

Main distribution channels in 2021-2024 and PMR forecast for 2025-2030 >> 101

Place of purchase > 102

Value of the market in 2021-2024, by offline and online sales, and PMR forecast for 2025-2030 >> 105

Buyer's profile >> 106

Major players – sales revenue and number of outlets >> 107

Home appliances, consumer electronics and digital media >> 110

Value of the market in 2021-2024 and PMR forecast for 2025-2030 >> 110

Main distribution channels in 2021-2024 and PMR forecast for 2025-2030 >> 112

Place of purchase > 114

Value of the market in 2021-2024, by offline and online sales, and PMR forecast for 2025-2030 >> 116

Buyer's profile >> 117

Major players – sales revenue and number of outlets >> 120

DIY products >> 122

Value of the market in 2021-2024 and PMR forecast for 2025-2030 >> 122

Main distribution channels in 2021-2024 and PMR forecast for 2025-2030 >> 124

Place of purchase > 125

Value of the market in 2021-2024, by offline and online sales, and PMR forecast for 2025-2030 >> **128**

Buyer's profile >> **130**

Major players – sales revenue and number of outlets >> **131**

Furniture and home furnishings >> 134

Value of the market in 2021-2024 and PMR forecast for 2025-2030 >> **134**

Main distribution channels in 2021-2024 and PMR forecast for 2025-2030 >> **135**

Place of purchase > **137**

Value of the market in 2021-2024, by offline and online sales, and PMR forecast for 2025-2030 >> **139**

Buyer's profile >> **141**

Major players – sales revenue and number of outlets >> **143**

Cosmetics >> 146

Value of the market in 2021-2024 and PMR forecast for 2025-2030 >> **146**

Main distribution channels in 2021-2024 and PMR forecast for 2025-2030 >> **147**

Place of purchase > **149**

Value of the market in 2021-2024, by offline and online sales, and PMR forecast for 2025-2030 >> **150**

Buyer's profile >> **151**

Major players – sales revenue and number of outlets >> **152**

Household chemicals >> 155

Value of the market in 2021-2024 and PMR forecast for 2025-2030 >> **155**

Main distribution channels in 2021-2024 and PMR forecast for 2025-2030 >> **157**

Place of purchase > **158**

Value of the market in 2021-2024, by offline and online sales, and PMR forecast for 2025-2030 >> **160**

Buyer's profile >> **161**

Major players – sales revenue and number of outlets >> **162**

Pet products >> 165

Value of the market in 2021-2024 and PMR forecast for 2025-2030 >> **165**

Main distribution channels in 2021-2024 and PMR forecast for 2025-2030 >> **166**

Place of purchase > **168**

Value of the market in 2021-2024, by offline and online sales, and PMR forecast for 2025-2030 » 172

Buyer's profile » 173

Major players – sales revenue and number of outlets » 175

Largest retailers in the non-food retail market in Poland » 178

Sales value and market shares of the largest retailers in the non-food retail market in Poland » 179

Store count of the largest retailers in the non-food retail market in Poland » 181

Profiles of the key players » 182

Allegro » 182

Media Expert » 184

Jeronimo Martins » 185

Biedronka » 185

Hebe » 186

Rossmann » 187

RTV Euro AGD » 188

Schwarz Group » 189

Lidl » 189

Kaufland » 190

LPP » 191

Kingfisher » 192

Leroy Merlin » 193

MediaMarkt » 194

Methodology of the report » 195

List of graphs and tables » 205

About PMR » 217

List of graphs and tables

Value of the non-food retail market in Poland in 2020-2024 and PMR forecast for 2025-2030 » 24

PMR forecast: Value (PLN bn) and change (% YoY) of retail sales in Poland, 2021-2030 » 26

PMR forecast: Value of food and non-food products retail sales in Poland (PLN bn), 2021-2030 » 26

PMR forecast: Change in retail sales of food and non-food products in Poland (% YoY), 2021-2030 » 27

PMR forecast: Share of food and non-food products in retail sales in Poland (%), 2021-2030 » 27

Key factors and trends shaping the non-food retail market » 29

PMR forecast: Impact of macroeconomic and demographic factors on the non-food retail market in Poland, 2021-2030 » 29

PMR forecast: GDP per capita and real GDP change in Poland, 2021-2030 » 30

PMR forecast: CPI in Poland (% YoY), 2021-2030 » 31

PMR forecast: Average annual LFS unemployment rate and real change in average monthly gross wage in Poland, 2021-2030 » 32

PMR forecast: Real change in household disposable income and private consumption in Poland (% YoY), 2021-2030 » 33

PMR forecast: Number of residents in Poland, share of different demographic groups and number of residents including refugees from Ukraine, 2021-2030 » 34

PMR forecast: Impact of housing market factors on the value of the non-food retail market in Poland, 2021-2030 » 35

PMR forecast: Number of housing starts in Poland (thousand) and its change (% YoY), 2021-2030 » 36

PMR forecast: Number of housing completions in Poland (thousand) and its change (% YoY), 2021-2030 » 36

PMR forecast: Number of housing completions in Poland (thousand), broken down into houses and flats, 2021-2030 >> **37**

PMR forecast: Polish WIBOR 3M average annual interest rate (%), 2021-2030 >> **38**

PMR forecast: Change in the number of mortgage loans granted and nominal change in their value in Poland (% YoY), 2021-2030 >> **38**

Average floor area of new single-family houses and new flats completed in Poland (m²), 2009-2023 >> **38**

Period in which Poles carried out the last renovation (%), by selected demographic characteristics, 2025 >> **39**

Place of renovation (%), by selected demographic characteristics, 2024/2025 >> **41**

Types of rooms renovated (%), 2023/2024-2024/2025 >> **41**

Likelihood of incurring major expenditure on upgrading or renovating a house/flat within the next 12 months (%), July 2025 >> **42**

PMR forecast: Impact of demand-side factors on the value of the non-food retail market in Poland, 2021-2030 >> **42**

Share of household expenditure on clothing and footwear in Poland compared with selected EU countries (%), 2019-2023 >> **43**

Share of household expenditure on furniture, home furnishings, home appliances and ongoing household maintenance in Poland compared with selected EU countries (%), 2019-2023 >> **44**

Share of household expenditure on books, newspapers, magazines and office and school supplies in Poland compared with selected EU countries (%), 2019-2023 >> **45**

Assessment of willingness to make major purchases in Poland (%), 2019-July 2025 >> **47**

Assessment of change in household financial situation over the last 12 months in Poland (%), 2019-July 2025 >> **48**

Proportion of Poles declaring that price growth (inflation) makes them limit their purchases (%), 2023-2025 >> **49**

Top 10 product categories on which Poles are reducing their spending (%), 2024-2025 >> **49**

Top 10 product categories on which Poles are reducing their spending in the first place (%), 2024-2025 >> **50**

Purchases of various FMCG categories made by Poles in store and online (%), 2025 >> **51**

Purchases of selected non-food categories made by Poles in store and online (%), 2025 >> **51**

Declared planned changes in household spending on non-food products (%), selected FMCG categories, 2025 vs 2024 >> **52**

Declared planned changes in household spending on non-food products (%), selected non-FMCG categories, 2025 vs 2024 >>> **53**

Shopping penetration of selected product categories in the Polish population (%), FMCG categories, 2025 >>> **54**

Shopping penetration of selected product categories in the Polish population (%), non-FMCG categories, 2025 >>> **54**

Largest second-hand product categories, 2025 >>> **57**

Shopping and leisure – shopping centre visit behaviour (%), 2025 >>> **59**

Overview of selected technology trends affecting the online market, by world region, 2024 >>> **60**

Poles' attitude to selected technology trends popular in the world (average), 2023-2024 >>> **61**

PMR forecast: Impact of supply-side factors on the value of the non-food retail market in Poland, 2021-2030 >>> **62**

Growth rate of non-food retail sales* in Poland compared to the EU and the eurozone (%), 2019-March 2025 >>> **63**

Number of retail outlets in Poland, by selected retail formats, 2021-2024 >>> **64**

Number of retail outlets in Poland per 10,000 residents, by selected retail formats, 2021-2024 >>> **65**

Population per retail outlet in Poland (thousand), by selected retail formats, 2021-2024 >>> **65**

Number of active retail entities in Poland, by specialisation and number of employees, 2021-2024 >>> **66**

Selected new brand entrants in the Polish market, 2022-2025 >>> **68**

Largest retail parks completed in Poland, 2024/2025 >>> **69**

Largest retail parks under construction in Poland, 2025 >>> **70**

Selected retail chains developing in smaller towns in Poland, 2025 >>> **73**

Prospective growth areas for retail media, 2025 >>> **75**

PMR forecast: Impact of legal factors on the value of the non-food retail market in Poland, 2021-2030 >>> **75**

Distribution channels in the non-food retail market in Poland >>> 78

PMR forecast: Estimated value of non-food retail in Poland (PLN bn), by distribution channel, 2021-2030 >>> **79**

PMR forecast: Estimated shares of different retail distribution channels in the non-food retail market in Poland (%), by sales value, 2021-2030 >> **79**

PMR forecast: Growth rate of different retail distribution channels in the non-food retail market in Poland (% YoY), 2021-2030 >> **79**

CAGR of different distributions channels in the non-food retail market in Poland (%), 2021-2024 and 2025-2030 >> **80**

PMR forecast: Share of sales in specialist stores in the value of the non-food retail market in Poland (%), by category, 2021-2030 >> **80**

PMR forecast: Share of sales in grocery stores in the value of the non-food retail market in Poland (%), by category, 2021-2030 >> **81**

Sales value of different grocery discount chains operating in Poland (PLN m), 2021-2025 >> **83**

Store count of different grocery discount chains operating in Poland, 2021-2025 >> **83**

Sales value of different hypermarket chains operating in Poland (PLN m), 2021-2025 >> **85**

Store count of different hypermarket chains operating in Poland, 2021-2025 >> **85**

Sales value of different supermarket chains operating in Poland (PLN m), 2021-2025 >> **86**

Store count of different supermarket chains operating in Poland, 2021-2025 >> **87**

PMR forecast: Share of online sales in the value of the non-food retail market in Poland (%), by category, 2021-2030 >> **87**

Estimated number of online stores in Poland (thousand), 2021-2024 >> **89**

Estimated number of online stores in Poland, by market segment, 2021-2024 >> **89**

Estimated sales value of the major players in the online non-food retail market in Poland (PLN m), 2021-2024 >> **90**

Change in the estimated sales value of the major players in the online non-food retail market in Poland (% YoY), 2021-2024 >> **91**

Estimated shares of the major players in the online non-food retail market in Poland (%), 2021-2024 >> **91**

Sales value of the major players in the non-food discounters market in Poland (PLN m), 2020-2024 >> **93**

Store count of the major players in the non-food discounters market in Poland, 2020-2024 >> **94**

Number of permanent open-air markets in Poland, 2020-2024 >> **95**

Analysis of the main product categories in the non-food retail market in Poland » 96

PMR forecast: Value of selected categories of non-food products in Poland (PLN m), 2021-2030 » 97

CAGR of individual segments in the non-food retail market in Poland (%), 2021-2024 and 2025-2030 » 97

PMR forecast: Value of selected categories of non-food products per capita in Poland (PLN), 2021-2030 » 98

PMR forecast: Value (PLN m) and change (% YoY) of the retail market for clothing, footwear and fashion accessories in Poland, 2021-2030 » 100

PMR forecast: Price index for the clothing, footwear and fashion accessories market in Poland (% YoY), 2021-2030 » 100

Selected trends observed in the clothing, footwear and fashion accessories sector » 100

PMR forecast: Value of the clothing, footwear and fashion accessories market in Poland (PLN m), by distribution channel, 2021-2030 » 101

PMR forecast: Shares of individual distribution channels in the retail market for clothing, footwear and fashion accessories in Poland (%), by value, 2021-2030 » 102

PMR forecast: Growth rate of the individual distribution channels in the retail market for clothing, footwear and fashion accessories in Poland (% YoY), 2021-2030 » 102

Most popular places of purchase of clothing in Poland (%), by gender and age, 2024 » 104

Most popular places of purchase of footwear in Poland (%), by gender and age, 2024 » 105

PMR forecast: Value of the retail market for clothing, footwear and fashion accessories in Poland (PLN m), by offline and online sales, 2021-2030 » 105

PMR forecast: Share of offline and online sales in the retail market for clothing, footwear and fashion accessories in Poland (%), by value, 2021-2030 » 106

PMR forecast: Growth rate of the retail market for clothing, footwear and fashion accessories in Poland (% YoY), by offline and online sales, 2021-2030 » 106

Structure of Poles buying clothing (%), by selected demographic characteristics, 2024 » 107

Estimated sales value of the 15 largest players in the retail market for clothing, footwear and fashion accessories in Poland (PLN m), 2021-2024 » 108

Estimated shares of the 15 largest players in the retail market for clothing, footwear and fashion accessories (%), by value, 2021-2024 » 108

Change in the estimated sales value of the 15 largest players in the retail market for clothing, footwear and fashion accessories in Poland (% YoY), 2021-2024 >> **109**

Store count of the 15 largest players in the retail market for clothing, footwear and fashion accessories in Poland, 2021-2024 >> **110**

PMR forecast: Value (PLN m) and change (% YoY) of the retail market for home appliances, consumer electronics and digital media in Poland, 2021-2030 >> **111**

PMR forecast: Price index for the home appliances, consumer electronics and digital media market in Poland (% YoY), 2021-2030 >> **111**

Selected trends observed in the home appliances, consumer electronics and digital media sector >> **111**

PMR forecast: Value of the home appliances, consumer electronics and digital media market in Poland (PLN m), by distribution channel, 2021-2030 >> **112**

PMR forecast: Shares of individual distribution channels in the retail market for home appliances, consumer electronics and digital media in Poland (%), by value, 2021-2030 >> **113**

PMR forecast: Growth rate of the individual distribution channels in the retail market for home appliances, consumer electronics and digital media in Poland (% YoY), 2021-2030 >> **113**

Most popular places of purchase of computers or phones (%), 2024 >> **114**

Most popular places of purchase of selected large home appliances (%), 2024 >> **115**

Most popular places of purchase of selected consumer electronics or photography equipment (%), 2024 >> **115**

Most popular places of purchase of selected small home appliances (%), 2024 >> **116**

PMR forecast: Value of the retail market for home appliances, consumer electronics and digital media in Poland (PLN m), by offline and online sales, 2021-2030 >> **117**

PMR forecast: Share of offline and online sales in the home appliances, consumer electronics and digital media market in Poland (%), by value, 2021-2030 >> **117**

PMR forecast: Growth rate of the retail market for home appliances, consumer electronics and digital media in Poland (% YoY), by offline and online sales, 2021-2030 >> **117**

Profile of households purchasing home appliances, consumer electronics and digital media in Poland (%), 2024 >> **118**

Profile of household decision-makers purchasing home appliances, consumer electronics and digital media in Poland (%), 2024 >> **119**

Estimated sales value of the selected largest players in the retail market for home appliances, consumer electronics and digital media in Poland (PLN m), 2021-2024 >> **120**

Estimated shares of the largest players in the retail market for home appliances, consumer electronics and digital media in Poland (%), by value, 2021-2024 >>> **121**

Change in the estimated sales value of the largest players in the home appliances, consumer electronics and digital media in Poland (% YoY), 2021-2024 >>> **121**

Store count of the largest players in the retail market for home appliances, consumer electronics and digital media in Poland, 2021-2024 >>> **121**

PMR forecast: Value (PLN m) and change (% YoY) of the DIY retail market in Poland, 2021-2030 >>> **123**

PMR forecast: Price index for the DIY market in Poland (% YoY), 2021-2030 >>> **123**

Selected trends observed in the DIY sector >>> **124**

PMR forecast: Value of the DIY market in Poland (PLN m), by distribution channel, 2021-2030 >>> **124**

PMR forecast: Shares of individual distribution channels in the DIY retail market in Poland (%), by value, 2021-2030 >>> **125**

PMR forecast: Growth rate of the individual distribution channels in the DIY retail market in Poland (% YoY), 2021-2030 >>> **125**

Most popular places of purchase of DIY products (%), 2024 >>> **126**

Most popular places of purchase of DIY products (%), by gender and age, 2024 >>> **126**

Most popular places of purchase of DIY products (%), by housing situation, 2024 >>> **127**

Most popular places of purchase of DIY products (%), by product category – part 1, 2024 >>> **127**

Most popular places of purchase of DIY products (%), by product category – part 2, 2024 >>> **128**

PMR forecast: Value of the DIY retail market in Poland (PLN m), by offline and online sales, 2021-2030 >>> **129**

PMR forecast: Share of offline and online sales in the DIY retail market in Poland (%), by value, 2021-2030 >>> **129**

PMR forecast: Growth rate of the DIY retail market in Poland (% YoY), by offline and online sales, 2021-2030 >>> **129**

Profile of households purchasing DIY products (%), 2024 >>> **130**

Profile of DIY products buyers (%), 2024 >>> **131**

Estimated sales value of the 15 largest players in the DIY retail market for individual users in Poland (PLN m), 2021-2024 >>> **132**

Estimated shares of the 15 largest players in the DIY retail market in Poland (%), by value, 2021-2024 >>> **132**

Change in the estimated sales value of the 15 largest players in the DIY retail market in Poland (% YoY), 2021-2024 >>> **133**

Store count of the 15 largest players in the DIY retail market in Poland, 2021-2024 >>> **133**

PMR forecast: Value (PLN m) and change (% YoY) of the home furnishings retail market in Poland, 2021-2030 >>> **134**

PMR forecast: Price index for the furniture and home furnishings market in Poland (% YoY), 2021-2030 >>> **135**

Selected trends observed in the furniture and home furnishings sector >>> **135**

PMR forecast: Value of the home furnishings market in Poland (PLN m), by distribution channel, 2021-2030 >>> **136**

PMR forecast: Shares of individual distribution channels in the home furnishings retail market in Poland (%), by value, 2021-2030 >>> **136**

PMR forecast: Growth rate of the individual distribution channels in the home furnishings retail market in Poland (% YoY), 2021-2030 >>> **137**

Most popular places of purchase of furniture (%), by gender, 2024 >>> **137**

Most popular places of purchase of furniture (%), by product category - part 1, 2024 >>> **138**

Most popular places of purchase of furniture (%), by product category - part 2, 2024 >>> **138**

PMR forecast: Value of the home furnishings retail market in Poland (PLN m), by offline and online sales, 2021-2030 >>> **140**

PMR forecast: Share of offline and online sales in the home furnishings retail market in Poland (%), by value, 2021-2030 >>> **140**

PMR forecast: Growth rate of the home furnishings retail market in Poland (% YoY), by offline and online sales, 2021-2030 >>> **141**

Profile of households purchasing furniture (%), 2024 >>> **141**

Profile of furniture buyers (%), 2024 >>> **142**

Estimated sales value of the 15 largest players in the home furnishings retail market in Poland (PLN m), 2021-2024 >>> **143**

Change in the estimated sales value of the 15 largest players in the home furnishings retail market in Poland (% YoY), 2021-2024 >>> **144**

Estimated shares of the 15 largest players in the home furnishings retail market in Poland (%), by value, 2021-2024 >>> **145**

Store count of the 15 largest players in the home furnishings retail market in Poland, 2021-2024 >>> **145**

PMR forecast: Value (PLN m) and change (% YoY) of the cosmetics retail market in Poland, 2021-2030 >>> **146**

PMR forecast: Price index for the personal care products and cosmetics market in Poland (% YoY), 2021-2030 >>> **147**

Selected trends observed in the cosmetics sector >>> **147**

PMR forecast: Value of the cosmetics market in Poland (PLN m), by distribution channel, 2021-2030 >>> **148**

PMR forecast: Shares of individual distribution channels in the cosmetics retail market in Poland (%), by value, 2021-2030 >>> **148**

PMR forecast: Growth rate of the individual distribution channels in the cosmetics retail market in Poland (% YoY), 2021-2030 >>> **149**

Channels for purchasing cosmetics in Poland (%), May 2025 >>> **149**

Most popular channels for purchasing cosmetics in Poland (%), 2025 >>> **150**

PMR forecast: Value of the cosmetics retail market in Poland (PLN m), by offline and online sales, 2021-2030 >>> **150**

PMR forecast: Share of offline and online sales in the cosmetics retail market in Poland (%), by value, 2021-2030 >>> **151**

PMR forecast: Growth rate of the cosmetics retail market in Poland (% YoY), by offline and online sales, 2021-2030 >>> **151**

Profile of cosmetics buyers in Poland (%), 2024 >>> **152**

Estimated revenues from the sale of cosmetics generated by the 15 largest cosmetics retailers in Poland (PLN m), 2021-2024 >>> **153**

Estimated shares of the 15 largest players in the cosmetics retail market in Poland (%), by value, 2021-2024 >>> **154**

Change in the estimated sales value of the 15 largest players in the cosmetics retail market in Poland (% YoY), 2021-2024 >>> **154**

Store count of the largest players in the cosmetics retail market in Poland, 2021-2024 >>> **155**

PMR forecast: Value (PLN m) and change (% YoY) of the household chemicals retail market in Poland, 2021-2030 >>> **156**

PMR forecast: Price index for the household chemicals market in Poland (% YoY), 2021-2030 >>> **156**

Selected trends observed in the household chemicals sector >>> **156**

PMR forecast: Value of the household chemicals market in Poland (PLN m), by distribution channel, 2021-2030 >>> **157**

PMR forecast: Shares of individual distribution channels in the household chemicals retail market in Poland (%), by value, 2021-2030 >>> **158**

PMR forecast: Growth rate of the individual distribution channels in the household chemicals retail market in Poland (% YoY), 2021-2030 >>> **158**

Channels for purchasing household chemicals in Poland (%), 2025 >>> **159**

Most popular channels for purchasing household chemicals in Poland (%), 2025 >>> **159**

Proportion of offline and online purchases of household chemicals and cleaning products by Poles (%), 2025 >>> **160**

PMR forecast: Value of the household chemicals retail market in Poland (PLN m), by offline and online sales, 2021-2030 >>> **160**

PMR forecast: Share of offline and online sales in the household chemicals retail market in Poland (%), by value, 2021-2030 >>> **161**

PMR forecast: Growth rate of the household chemicals retail market in Poland (% YoY), by offline and online sales, 2021-2030 >>> **161**

Profile of household chemicals buyers (%), 2025 >>> **162**

Estimated sales value of the 15 largest players in the household chemicals retail market in Poland (PLN m), 2021-2024 >>> **163**

Change in the estimated sales value of the 15 largest players in the household chemicals retail market in Poland (% YoY), 2021-2024 >>> **163**

Estimated shares of the 15 largest players in the household chemicals retail market in Poland (%), by value, 2021-2024 >>> **164**

Store count of the 15 largest players in the household chemicals retail market in Poland, 2021-2024 >>> **164**

PMR forecast: Value (PLN m) and change (% YoY) of the pet products retail market in Poland, 2021-2030 >>> **165**

PMR forecast: Price index for the pet products market in Poland (% YoY), 2021-2030 >>> **165**

Selected trends observed in the pet products sector >>> **166**

PMR forecast: Value of the pet products market in Poland (PLN m), by distribution channel, 2021-2030 >>> **167**

PMR forecast: Shares of individual distribution channels in the pet products retail market in Poland (%), by value, 2021-2030 >>> **167**

PMR forecast: Growth rate of the individual distribution channels in the pet products retail market in Poland (% YoY), 2021-2030 >>> **167**

Overview of private label pet products in selected grocery chains in Poland, 2025 >>> **168**

Channels for purchasing non-food pet products in Poland (%), 2025 >>> **169**

Most popular channels for purchasing pet food products in Poland (%), 2025 >>> **170**

Channels for purchasing pet food products in Poland (%), 2025 >>> **170**

Channel where the last purchase of non-food pet products was made in Poland (%), 2025 >>> **171**

Proportion of offline and online purchases of non-food pet products by Poles (%), 2025 >>> **171**

Proportion of offline and online purchases of pet food products by Poles (%), 2025 >>> **172**

PMR forecast: Value of the pet products retail market in Poland (PLN m), by offline and online sales, 2021-2030 >>> **172**

PMR forecast: Share of offline and online sales in the pet products retail market in Poland (%), by value, 2021-2030 >>> **173**

PMR forecast: Growth rate of the pet products retail market in Poland (% YoY), by offline and online sales, 2021-2030 >>> **173**

Profile of pet food products buyers in Poland (%), 2025 >>> **174**

Profile of non-food pet products buyers in Poland (%), 2025 >>> **174**

Estimated sales value of the 15 largest players in the pet products retail market in Poland (PLN m), 2021-2024 >>> **175**

Estimated shares of the 15 largest players in the pet products retail market in Poland (%), by value, 2021-2024 >>> **176**

Change in the estimated sales value of the 15 largest players in the pet products retail market in Poland (% YoY), 2021-2024 >>> **176**

Store count of the 15 largest players in the pet products retail market in Poland, 2021-2024 >>> **177**

Largest retailers in the non-food retail market in Poland >>> **178**

Estimated value of sales of non-food products by the 15 largest players in the non-food retail market in Poland (PLN m), 2021-2024 >>> **179**

Estimated shares of the 15 largest players in the non-food retail market in Poland (%), 2021-2024 >>> **180**

Change in the estimated sales value of the 15 largest players in the non-food retail market in Poland (% YoY), 2021-2024 >> **180**

Fastest growing of the 15 largest retailers in the non-food market in Poland, 2021-2024 >> **181**

Store count of the 15 largest retailers in the non-food retail market in Poland, 2021-2024 >> **181**

Profiles of the key players >> **182**

Allegro in Poland: key data, 2021-2024 >> **182**

Media Expert in Poland: key data, 2021-2024 >> **184**

Jeronimo Martins Group in Poland: key data, 2021-2024 >> **185**

Rossmann in Poland: key data, 2021-2024 >> **187**

RTV Euro AGD in Poland: key data, 2021-2024 >> **188**

Schwarz Group in Poland: key data, 2021-2024 >> **189**

LPP in Poland: key data, 2021-2024 >> **191**

Kingfisher in Poland: key data, 2021-2024 >> **192**

Leroy Merlin and Bricoman chains in Poland: key data, 2021-2024 >> **193**

MediaMarkt in Poland: key data, 2021-2024 >> **194**

PMR MARKET EXPERTS

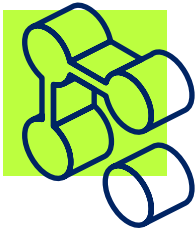
by Hume's

WE UNDERSTAND THAT DATA IS NOT JUST ABOUT NUMBERS.

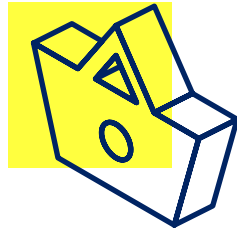
IT IS THE FOUNDATION OF THE DECISIONS SHAPING THE FUTURE OF YOUR BUSINESS.

At PMR Market Experts, we have been preparing cyclical industry reports for over 20 years, refining our sector knowledge.

Our core specialisations:



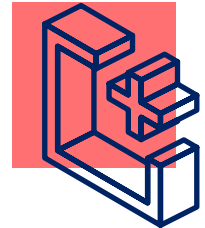
Digital & ICT



Retail



Pharma & Healthcare




Construction

Our reports are more than just a compilation of facts – **they are reliable knowledge based on proven methodology.** We combine primary and secondary data, proprietary algorithms and econometric models to provide precise information about the market, its values, growth rates, segments and key players.

We are part of **Hume's Institute** – a 360 research agency specialising in quantitative and qualitative research, forecasting and market predictions.

PMR Market Experts' data analysis and verification expertise, unique insights and proven forecasts provided by Hume's Institute give real insight and advantage to our Clients.

More than **600 clients worldwide** have already benefited from our services. We have analysed more than **5,000 brands**, operating in over **50 markets**. The trust placed in us by the major players is confirmed by the fact that we work with **70% of the prestigious Fortune 500 companies.**



tel.: +48 609 290 093
info@pmrcorporate.com
www.pmrmarketexperts.com



Krolewska 57
30-081 Krakow
Poland