




**PMR** DIGITAL  
EXPERTS

# **CYBERSECURITY MARKET IN POLAND 2025**

Market analysis and development  
forecasts for 2025-2030



© 1996–2025+ PMR MARKET EXPERTS

# Table of contents

**Executive summary » 8**

**Overview of the cybersecurity market in Poland » 20**

**Market value and change » 23**

**Key factors affecting the Polish cybersecurity market » 26**

**Market structure » 28**

Cybersecurity spending in large enterprises, SMEs and the public sector » 31

Cybersecurity spending in different economy sectors » 40

Penetration and areas of cybersecurity use » 43

**Major trends and impact of the war in Ukraine » 51**

Threat level » 51

B2C market » 54

B2B market » 57

**Legislation and regulations affecting the cybersecurity market » 64**

NIS2 Directive » 64

National Cybersecurity System Act » 66

National Security Strategy of the Republic of Poland » 70

Cybersecurity Strategy of the Republic of Poland » 71

Strategy for Digitisation of the State » 72

Digital Operational Resilience Act » 72

Payment Services Directive » 73

Cyber Resilience Act » 74

GDPR » 74

**Development forecasts for the cybersecurity market in Poland in 2025-2030 » 76**

Factors to influence the cybersecurity market in Poland > 77

General macroeconomic outlook > 78

Growth rate of prices overall and cybersecurity market prices > 79

Investment growth rate in Poland > **80**

EU funds – Multiannual Financial Framework and the National Recovery Plan > **80**

Labour market situation in Poland > **81**

Population's financial situation > **82**

Demographics > **83**

Number of companies > **83**

Geopolitical environment > **84**

**Value and growth rate of the cybersecurity market in Poland >> 85**

**Spending and demand in different segments and industries >> 85**

**Megatrends, forecasts and international comparisons >> 97**

Value of the global cybersecurity market > **97**

Investment and technology > **100**

Threat level > **105**

Labour market > **119**

**Competitive landscape and provider profiles >> 127**

**Competitive landscape >> 127**

**Profiles of top players – distributors, VADs and integrators >> 137**

Arrow ECS >> **137**

Bakotech >> **139**

Clico >> **141**

Dagma >> **143**

Exclusive Networks Poland >> **145**

Senetic >> **147**

**Profiles of top players – integrators and service providers >> 149**

Advatech >> **149**

Apex.IT >> **151**

Apius Technologies >> **153**

APN Promise >> **155**

Asseco Poland >> **156**

Atende >> **158**

Betacom	»»	<b>160</b>
Centrum Informatyki ZETO (CI ZETO)	»»	<b>162</b>
Comarch	»»	<b>164</b>
ComCERT	»»	<b>166</b>
Comp	»»	<b>168</b>
Comtegra	»»	<b>170</b>
Diskus Polska	»»	<b>172</b>
Enigma SOI	»»	<b>174</b>
Eskom IT	»»	<b>176</b>
Exatel	»»	<b>178</b>
Fintech	»»	<b>180</b>
Integrated Solutions	»»	<b>181</b>
Intertrading System Technology	»»	<b>183</b>
IT Solution Factor	»»	<b>185</b>
IT Systems & Solutions	»»	<b>187</b>
NASK Panstwowy Instytut Badawczy (National Research Institute)	»»	<b>189</b>
NASK's offer in the area of cybersecurity	>	<b>190</b>
Net-o-logy	»»	<b>193</b>
Nomios Poland	»»	<b>195</b>
Passus	»»	<b>197</b>
Sii	»»	<b>199</b>
Sprint	»»	<b>201</b>
Transition Technologies	»»	<b>203</b>
Trecom	»»	<b>205</b>
<b>Software and hardware manufacturers</b>	»»	<b>207</b>
Akamai Technologies Poland	»»	<b>207</b>
Broadcom – NortonLifeLock (formerly Symantec Poland)	»»	<b>209</b>
Avast Software (AVG)	>	<b>210</b>
Cisco Systems	»»	<b>211</b>
Check Point Software Technologies	»»	<b>213</b>
Commvault Systems Poland	»»	<b>215</b>

Exea » 217

Forcepoint Poland » 218

Fortinet » 220

Fudo Security » 222

INNERGO Systems » 223

Juniper Networks (Hewlett Packard Enterprise Group) » 225

Palo Alto Networks » 227

Trend Micro » 229

Trellix » 230

Veeam Software » 231

WithSecure (formerly F-Secure Business) » 233

## Cybersecurity solutions – telecommunications operators and data centres » 235

Operators offering SOC services » 235

P4 > 235

Exatel > 235

NASK SA > 236

Netia (Polsat Plus Group) > 237

Orange Polska (Integrated Solutions) > 238

T-Mobile Polska > 240

**Methodology » 242**

**List of graphs and tables » 254**

**About PMR » 268**

# List of graphs and tables

## Overview of the cybersecurity market in Poland » 20

Overview of the cybersecurity market in Poland, 2014-2030 » 20

Value and change of the cybersecurity market in Poland, 2016-2025 » 23

Value and change of the cybersecurity market in Poland in real terms, 2016-2025 » 23

Share of companies in Poland that decreased or increased their cybersecurity spending in a given year compared to the preceding year (%), 2021-2024 » 24

Examples of cyberattacks on companies or government institutions in Poland, 2024-2025 » 25

Average weekly number of attacks against companies in Poland, 2021-2025 » 26

Priority IT investment areas for 2024 and 2025, according to companies in Poland (%), 2024-2025 » 27

Area identified as most important for IT investment in 2024, according to companies in Poland (%), 2025 » 27

Value of the cybersecurity market in Poland (PLN m), by segment, 2016-2025 » 28

Structure of the cybersecurity market in Poland (%), by key segments, 2016-2025 » 29

Growth rates of the individual segments of the cybersecurity market in Poland (% YoY), 2016-2025 » 29

Structure of the cybersecurity market in Poland (PLN m), by spending on the different types of solutions, 2016-2025 » 30

Structure of the network security market in Poland (PLN m), by spending on the different types of solutions, 2016-2025 » 30

Structure of the endpoint security market in Poland (PLN m), by spending on the different types of solutions, 2016-2025 » 30

Structure of the consulting, solution implementation and integration market in Poland (PLN m), by spending on the different types of solutions, 2016-2025 » 31

Value of the cybersecurity market in the area of OT security (PLN m), 2016-2025 » 31

Assessment of own cybersecurity budget by small, medium, and large companies in Poland (%), 2024 » 32

Cybersecurity tools and solutions used by small, medium, and large companies in Poland (%), 2024 » 33

Cybersecurity tools and solutions on which small, medium, and large companies in Poland spend the most (%), 2024 >> **33**

Top-priority protection areas in small, medium, and large companies in Poland in 2024-2025 (%), 2025 >> **34**

Percentage of small, medium, and large companies in Poland that have never conducted training, audits, testing, or used cybersecurity consulting services (%), 2024 >> **34**

Percentage of small, medium, and large companies in Poland that conducted training, audits, testing, or used cybersecurity consulting services in 2024 (%), 2024 >> **35**

Resources used by small, medium, and large companies in Poland to manage cybersecurity (%), 2024 >> **35**

Resources small, medium, and large companies plan to invest in for 2025 (%), 2024 >> **35**

Criteria considered by small, medium, and large companies in Poland when selecting an external cybersecurity partner (%), 2024 >> **36**

Key cybersecurity challenges according to small, medium, and large companies in Poland (%), 2024 >> **37**

Assessment by small, medium, and large companies in Poland of the impact of artificial intelligence on the cybersecurity market (%), 2024 >> **37**

Structure of the cybersecurity market in Poland (PLN m), broken down into spending of large, medium-sized and small enterprises, public sector and households, 2016-2025 >> **38**

Shares of spending by large, medium-sized and small enterprises, public sector and households in the value of the cybersecurity market in Poland (%), 2016-2025 >> **38**

Change in the cybersecurity market value in Poland (% YoY), broken down into spending by large, medium-sized and small enterprises, public sector and households, 2016-2025 >> **39**

Average annual per capita spending on cybersecurity in small, medium-sized and large enterprises in Poland (thousand PLN), 2016-2025 >> **39**

Assessment of companies' own cybersecurity budgets in Poland (%), by economy sector, 2024 >> **40**

Cybersecurity tools and solutions used by companies in Poland (%), by economy sector, 2024 >> **40**

Vertical structure of the cybersecurity market in Poland (PLN m), broken down into industries and economy sectors, 2018-2025 >> **41**

Shares of cybersecurity spending by different industries and economy sectors in the cybersecurity market value in Poland (%), 2018-2025 >> **42**

Change in spending in the cybersecurity market in Poland (% YoY), by industries and economy sectors, 2019-2025 >> **42**

Companies in Poland affected by ICT security incidents leading to data loss, service disruptions or the disclosure of confidential data (%), 2022 and 2024 >> **44**

Small, medium-sized and large companies in Poland affected by ICT security incidents leading to data loss, service disruptions or the disclosure of confidential data (%), 2022 and 2024 >> **44**

Companies in Poland affected by individual ICT security incidents leading to data loss, service disruptions or the disclosure of confidential data (%), 2024 >> **45**

Companies in Europe that experienced ICT security incidents resulting in service unavailability due to external attacks (%), 2022 and 2024 >> **46**

Companies in Europe that experienced ICT security incidents resulting in data destruction or damage due to external attacks (%), 2022 and 2024 >> **46**

Percentage of companies in Poland using individual ICT security measures (%), 2019, 2022 and 2024 >> **47**

Percentage of companies in Europe using individual ICT security measures (%), 2024 >> **48**

Percentage of companies in Poland with documents covering ICT security actions, practices or procedures (%), 2019, 2022 and 2024 >> **49**

Percentage of companies in Poland that have an up-to-date ICT security policy reviewed within the past 12 months (%), 2015, 2019, 2022 and 2024 >> **49**

Percentage of companies in Poland that inform their employees about ICT security obligations (%), 2019, 2022 and 2024 >> **50**

Percentage of companies in Poland that inform their employees about ICT security obligations through mandatory training or training materials (%), 2019, 2022 and 2024 >> **50**

Percentage of companies in Poland that inform their employees about ICT security obligations through a written agreement (%), 2019, 2022 and 2024 >> **50**

Economy sectors in Poland particularly vulnerable to hacker attacks (%), 2019-2024 >> **52**

Biggest perceived threats in the digital space according to internet users in Poland (%), 2025 >> **54**

Cybersecurity practices followed by Poles (%), 2025 >> **55**

Measures taken by Poles to secure their mobile phones (%), 2021-2025 >> **56**

Industries and institutions perceived by Poles as leaders in cybersecurity (%), 2025 >> **57**

Number of security incidents recorded by companies in Poland (%), 2019-2024 >> **58**

Types of cyber threats most commonly encountered by companies in Poland over the past 12 months (%), 2025 >> **59**

Cyber threats posing the highest risks according to companies in Poland (%), 2024 >> **60**

Cybersecurity control tools used by companies in Poland (%), 2025	»	<b>62</b>
Position responsible for information security in companies in Poland (%), 2020-2024	»	<b>63</b>
Security functions or processes performed by external providers in companies in Poland (%), 2024	»	<b>64</b>
Level of implementation of selected NIS2 requirements by companies in Poland covered by the Directive (%), 2025	»	<b>65</b>
Key challenges in implementing the NIS2 Directive according to companies in the EU (%), 2025	»	<b>66</b>
Solutions that have been implemented in the context of the GDPR by companies in Poland (%), 2021-2024	»	<b>75</b>
10 highest fines for GDPR breaches in Europe, 2025	»	<b>76</b>
Factors influencing the value of the cybersecurity market in Poland, 2024-2030	»	<b>77</b>
GDP per capita (PLN thousand) and real GDP change (% YoY) in Poland, 2021-2030	»	<b>78</b>
CPI inflation and inflation in the cybersecurity market* in Poland (% YoY), 2021-2030	»	<b>79</b>
Capital expenditure growth rate in real terms in Poland (% YoY), 2021-2030	»	<b>80</b>
Value of expenditure financed by the EU funds* in Poland (PLN bn) and its share in GDP (%), 2021-2030	»	<b>81</b>
Average annual LFS unemployment rate (%) and real change in average monthly gross wage in Poland (% YoY), 2021-2030	»	<b>81</b>
Real change in household disposable income in Poland and private consumption (% YoY), 2021-2030	»	<b>82</b>
Number of residents in Poland (million), shares of the different demographic groups (%) and the number of residents including refugees from Ukraine (million), 2021-2030	»	<b>83</b>
Total number of companies in Poland (thousand) and its change (% YoY), 2021-2030	»	<b>84</b>
Value and change of the cybersecurity market in Poland, 2024-2030	»	<b>85</b>
Value and change of the cybersecurity market in Poland in real terms, 2024-2030	»	<b>85</b>
Value of the cybersecurity market in Poland (PLN m), by segment, 2024-2030	»	<b>86</b>
Change in the value of the hardware, software and services markets in the area of cybersecurity in Poland (% YoY), 2024-2030	»	<b>87</b>
Shares of hardware, services and software in the cybersecurity market in Poland (%), 2024-2030	»	<b>87</b>
Structure of the cybersecurity market in Poland (PLN m), broken down into spending by large, medium-sized and small enterprises, public sector and households, 2024-2030	»	<b>88</b>

Shares of spending by large, medium-sized and small enterprises, public sector and households in the value of the cybersecurity market in Poland (%), 2024-2030 >> **88**

Change in the cybersecurity market value in Poland (% YoY), broken down into spending by large, medium-sized and small enterprises, public sector and households, 2024-2030 >> **89**

Vertical structure of the cybersecurity market in Poland (PLN m), broken down into industries and economic sectors, 2024-2030 >> **90**

Change in spending in the cybersecurity market in Poland (% YoY), by industries and economy sectors, 2024-2030 >> **91**

Shares of IT spending by different industries and economy sectors in the cybersecurity market value in Poland (%), 2024-2030 >> **91**

Structure of the cybersecurity market in Poland (PLN m), by spending on the different types of solutions, 2024-2030 >> **92**

Structure of the network security market in Poland (PLN m), by spending on the different types of solutions, 2024-2030 >> **92**

Structure of the consulting, solution implementation and integration market in Poland (PLN m), by spending on the different types of solutions, 2024-2030 >> **93**

Structure of the endpoint security market in Poland (PLN m), by spending on the different types of solutions, 2024-2030 >> **93**

Value of the cybersecurity market in the area of OT security (PLN m), 2024-2030 >> **94**

Cybersecurity tools and solutions on which small, medium and large companies in Poland plan to increase their spending most in the coming years (%), 2025 >> **94**

Areas of highest priority for protection in small, medium and large companies in Poland in the period 2026-2027 (%), 2025 >> **95**

Biggest cybersecurity threats perceived by companies in Poland in the next two years (%), 2025 >> **96**

Value (\$ bn) of the global IT market, broken down into the segments of IT services, software, IT hardware and telecommunications services and data centre systems, 2022-2026 >> **97**

Forecast for global corporate security spending (\$ bn) and its change (% YoY), by segment, 2024-2026 >> **98**

Structure of the cybersecurity market, broken down into software and services, 2025 >> **98**

Average global cost of data breach (\$ m), 2018-2025 >> **99**

Cybersecurity spending as a share of companies' IT budgets worldwide (%), 2018, 2020 and 2025 >> **100**

Percentage of companies worldwide that expect to increase their cybersecurity budget (%), 2016-2025 >> **100**

Companies' assessment of their own cybersecurity budgets worldwide (%), 2025 >> **101**

Perception of IT security budgets by cybersecurity professionals, according to companies worldwide (%), 2019-2025 >> **101**

Key factors hindering cybersecurity initiatives, according to companies worldwide (%), 2025 >> **102**

Application and data security technologies that companies worldwide use or plan to purchase (%), 2025 >> **103**

Areas where companies worldwide anticipate increased investment in cybersecurity (%), 2025 >> **104**

Preference for the use of AI in IT security products (%), 2025 >> **104**

Attack vectors worldwide (%), broken down into e-mail and web, 2019-2024 >> **105**

Average weekly number of attacks against organisations worldwide, by region, Q2 2024-Q2 2025 >> **106**

Countries where users were most likely to experience cyber threats (%), 2025 >> **106**

Motivations and targets of cyberattacks worldwide (%), 2025 >> **107**

Types of initial attack vectors worldwide (%), 2024-2025 >> **108**

Increase in cloud alerts on Microsoft's global network (%), by category of adversary activity, Q2 2025-Q1 2025 >> **109**

Percentage of companies worldwide that have experienced a data breach in the past 12 months (%), 2024 >> **109**

Percentage of companies worldwide that report a lack of cyber resilience (%), 2022 and 2025 >> **110**

Biggest challenges related to the complexity of the cybersecurity environment, according to companies worldwide (%), 2025 >> **111**

Frequency of cyber risk reviews among providers worldwide (%), 2025 >> **111**

Actions taken by companies worldwide to reduce the competence gap (%), 2025 >> **112**

Barriers to AI implementation in the area of cybersecurity, according to companies worldwide (%), 2025 >> **113**

Most common concerns of organisations regarding the use of GenAI in cybersecurity (%), 2025 >> **114**

Percentage of companies worldwide that have a policy on the use of internal data in AI tools (%), 2025 >> **115**

Major challenges in integrating OT and IT systems, according to companies worldwide (%), 2025 >> **115**

Companies' assessment of threat levels worldwide (%), 2025 >> **116**

Degree of preparedness of companies worldwide for major IT security threats (%), 2025 >> **117**

Percentage of companies that paid ransom or part of ransom as a result of a successful cyberattack (%), 2024 >> **118**

Main causes of ransomware and data extortion incidents (%), 2024 >> **119**

Number of cybersecurity professionals worldwide (million), by region, 2024 >> **120**

Shortage of cybersecurity professionals worldwide (million), by region, 2024 >> **120**

Cybersecurity vacancies in companies worldwide (%), 2025 >> **121**

Projected demand for cybersecurity professionals, according to companies worldwide (%), 2025 >> **122**

Most important factors for a cybersecurity candidate to be suitably qualified (%), 2024-2025 >> **123**

Impact of certification on perceptions of cybersecurity candidates, according to companies worldwide (%), 2024 >> **124**

Biggest challenges in retaining cybersecurity staff, according to companies worldwide, 2025 >> **124**

Most common reasons for cybersecurity professionals leaving their jobs, according to companies worldwide (%), 2024-2025 >> **125**

Key reasons for increased stress among cybersecurity professionals, according to companies worldwide (%), 2024-2025 >> **126**

## Competitive landscape and provider profiles >> **127**

Top 50 providers in the cybersecurity market in Poland (PLN m), by revenue, 2017-2024 >> **129**

Top 30 providers of mass storage, backup and data archiving solutions in Poland, by revenue (PLN m), 2017-2024 >> **132**

Top 30 network solution providers in Poland, by revenue, 2017-2024 >> **135**

Arrow ECS: key financial data (PLN m), 2018-2024 >> **137**

Arrow ECS: sales revenue from IT security solutions (PLN m), 2017-2024 >> **138**

Arrow ECS: analysis of strengths and opportunities in the cybersecurity market in Poland, 2025 >> **138**

Bakotech: key financial data (PLN m), 2018-2024 >> **139**

- Bakotech: sales revenue from IT security solutions (PLN m), 2018-2024 >> **139**
- Bakotech: analysis of strengths and opportunities in the cybersecurity market in Poland, 2025 >> **140**
- Clico: key financial data (PLN m), 2018-2024 >> **141**
- Clico: sales revenue from IT security solutions (PLN m), 2018-2024 >> **142**
- Clico: analysis of strengths and opportunities in the cybersecurity market in Poland, 2025 >> **142**
- Dagma: key financial data (PLN m), 2018-2024 >> **143**
- Dagma: sales revenue from IT security solutions (PLN m), 2018-2024 >> **143**
- Dagma: analysis of strengths and opportunities in the cybersecurity market in Poland, 2025 >> **144**
- Exclusive Networks Poland: key financial data (PLN m), 2018-2024 >> **145**
- Exclusive Networks Poland: sales revenue from IT security solutions (PLN m), 2018-2024 >> **145**
- Exclusive Networks Poland: analysis of strengths and opportunities in the cybersecurity market in Poland, 2025 >> **146**
- Senetic: key financial data (PLN m), 2018-2024 >> **147**
- Senetic: sales revenue from IT security solutions (PLN m), 2018-2024 >> **147**
- Senetic: analysis of strengths and opportunities in the cybersecurity market in Poland, 2025 >> **148**
- Advatech: key financial data (PLN m), 2018-2024 >> **149**
- Advatech: sales revenue from IT security solutions (PLN m), 2018-2024 >> **149**
- Advatech: analysis of strengths and opportunities in the cybersecurity market in Poland, 2025 >> **150**
- Apex.IT: key financial data (PLN m), 2018-2024 >> **151**
- Apex.IT: sales revenue from IT security solutions (PLN m), 2022-2024 >> **151**
- Apex.IT: analysis of strengths and opportunities in the cybersecurity market in Poland, 2025 >> **152**
- Apius Technologies: key financial data (PLN m), 2018-2024 >> **153**
- Apius Technologies: sales revenue from IT security solutions (PLN m), 2018-2024 >> **153**
- Apius Technologies: analysis of strengths and opportunities in the cybersecurity market in Poland, 2025 >> **154**

- APN Promise: key financial data (PLN m), 2019-2024 >> **155**
- APN Promise: sales revenue from IT security solutions (PLN m), 2019-2024 >> **155**
- APN Promise: analysis of strengths and opportunities in the cybersecurity market in Poland, 2025 >> **155**
- Asseco Poland: key financial data (PLN m), 2018-2024 >> **156**
- Asseco Poland: sales revenue from IT security solutions (PLN m), 2018-2024 >> **156**
- Asseco Poland: analysis of strengths and opportunities in the cybersecurity market in Poland, 2025 >> **157**
- Atende: key financial data (PLN m), 2018-2024 >> **158**
- Atende: sales revenue from IT security solutions (PLN m), 2018-2024 >> **158**
- Atende: analysis of strengths and opportunities in the cybersecurity market in Poland, 2025 >> **159**
- Betacom: key financial data (PLN m), 2018-2024 >> **160**
- Betacom: sales revenue from IT security solutions (PLN m), 2018-2024 >> **160**
- Betacom: analysis of strengths and opportunities in the cybersecurity market in Poland, 2025 >> **161**
- CI ZETO: key financial data (PLN m), 2018-2024 >> **162**
- CI ZETO: sales revenue from IT security solutions (PLN m), 2018-2024 >> **162**
- CI ZETO SA: analysis of strengths and opportunities in the cybersecurity market in Poland, 2025 >> **163**
- Comarch: key financial data (PLN m), 2018-2024 >> **164**
- Comarch: sales revenue from IT security solutions (PLN m), 2018-2024 >> **165**
- Comarch: analysis of strengths and opportunities in the cybersecurity market in Poland, 2025 >> **165**
- ComCERT: key financial data (PLN m), 2018-2024 >> **166**
- ComCERT: analysis of strengths and opportunities in the cybersecurity market in Poland, 2025 >> **167**
- Comp: key financial data (PLN m), 2018-2024 >> **168**
- Comp: sales revenue from IT security solutions (PLN m), 2018-2024 >> **168**
- Comp: analysis of strengths and opportunities in the cybersecurity market in Poland, 2025 >> **169**
- Comtegra: key financial data (PLN m), 2018-2024 >> **170**

- Comtegra: sales revenue from IT security solutions (PLN m), 2018-2024 >> **170**
- Comtegra: analysis of strengths and opportunities in the cybersecurity market in Poland, 2025 >> **171**
- Diskus Polska: key financial data (PLN m), 2018-2024 >> **172**
- Diskus Polska: sales revenue from IT security solutions (PLN m), 2018-2024 >> **172**
- Diskus Polska: analysis of strengths and opportunities in the cybersecurity market in Poland, 2025 >> **173**
- Enigma SOI: key financial data (PLN m), 2018-2024 >> **174**
- Enigma SOI: sales revenue from IT security solutions (PLN m), 2018-2024 >> **174**
- Enigma SOI: analysis of strengths and opportunities in the cybersecurity market in Poland, 2025 >> **175**
- Eskom IT: key financial data (PLN m), 2018-2024 >> **176**
- Eskom IT: sales revenue from IT security solutions (PLN m), 2018-2024 >> **176**
- Eskom IT: analysis of strengths and opportunities in the cybersecurity market in Poland, 2025 >> **177**
- Exatel: key financial data (PLN m), 2018-2024 >> **178**
- Exatel: sales revenue from IT security solutions (PLN m), 2021-2024 >> **178**
- Exatel: analysis of strengths and opportunities in the cybersecurity market in Poland, 2025 >> **179**
- Fintech: key financial data (PLN m), 2018-2024 >> **180**
- Fintech: sales revenue from IT security solutions (PLN m), 2018-2024 >> **180**
- Fintech: analysis of strengths and opportunities in the cybersecurity market in Poland, 2025 >> **180**
- Integrated Solutions: key financial data (PLN m), 2018-2024 >> **181**
- Integrated Solutions: sales revenue from IT security solutions (PLN m), 2018-2024 >> **181**
- Integrated Solutions: analysis of strengths and opportunities in the cybersecurity market in Poland, 2025 >> **182**
- Intertrading System Technology: key financial data (PLN m), 2018-2024 >> **183**
- Intertrading System Technology: sales revenue from IT security solutions (PLN m), 2022-2024 >> **183**
- Intertrading System Technology: analysis of strengths and opportunities in the cybersecurity market in Poland, 2025 >> **184**

- IT Solution Factor: key financial data (PLN m), 2018-2024 >> **185**
- IT Solution Factor: sales revenue from IT security solutions (PLN m), 2018-2024 >> **185**
- IT Solution Factor: analysis of strengths and opportunities in the cybersecurity market in Poland, 2025 >> **186**
- IT Systems & Solutions: key financial data (PLN m), 2018-2024 >> **187**
- IT Systems & Solutions: sales revenue from IT security solutions (PLN m), 2018-2024 >> **187**
- IT Systems & Solutions: analysis of strengths and opportunities in the cybersecurity market in Poland, 2025 >> **188**
- NASK PIB: key financial data (PLN m), 2018-2024 >> **189**
- NASK PIB: sales revenue from IT security solutions (PLN m), 2018-2024 >> **189**
- NASK: analysis of strengths and opportunities in the cybersecurity market in Poland, 2025 >> **192**
- Net-o-logy: key financial data (PLN m), 2019-2024 >> **193**
- Net-o-logy: sales revenue from IT security solutions (PLN m), 2018-2024 >> **193**
- Net-o-logy: analysis of strengths and opportunities in the cybersecurity market in Poland, 2025 >> **194**
- Nomios Poland: key financial data (PLN m), 2018-2024 >> **195**
- Nomios Poland: sales revenue from IT security solutions (PLN m), 2018-2024 >> **195**
- Nomios Poland: analysis of strengths and opportunities in the cybersecurity market in Poland, 2025 >> **196**
- Passus: key financial data (PLN m), 2018-2024 >> **197**
- Passus: sales revenue from IT security solutions (PLN m), 2018-2024 >> **197**
- Passus: analysis of strengths and opportunities in the cybersecurity market in Poland, 2025 >> **198**
- Sii: key financial data (PLN m), 2018-2024 >> **199**
- Sii: sales revenue from IT security solutions (PLN m), 2018-2024 >> **199**
- Sii: analysis of strengths and opportunities in the cybersecurity market in Poland, 2025 >> **200**
- Sprint: key financial data (PLN m), 2018-2024 >> **201**
- Sprint: sales revenue from IT security solutions (PLN m), 2018-2024 >> **201**
- Sprint: analysis of strengths and opportunities in the cybersecurity market in Poland, 2025 >> **202**

- Transition Technologies: key financial data (PLN m), 2018-2024 >> **203**
- Transition Technologies: sales revenue from IT security solutions (PLN m), 2018-2024 >> **203**
- Transition Technologies: analysis of strengths and opportunities in the cybersecurity market in Poland, 2025 >> **204**
- Trecom: key financial data (PLN m), 2018-2024 >> **205**
- Trecom: sales revenue from IT security solutions (PLN m), 2018-2024 >> **205**
- Trecom: analysis of strengths and opportunities in the cybersecurity market in Poland, 2025 >> **206**
- Akamai Technologies Poland: key financial data (PLN m), 2018-2024 >> **207**
- Akamai Technologies Poland: sales revenue from IT security solutions (PLN m), 2018-2024 >> **207**
- Akamai Technologies Poland: analysis of strengths and opportunities in the cybersecurity market in Poland, 2025 >> **208**
- NortonLifeLock: key financial data (PLN m), 2018-2024 >> **209**
- Broadcom: sales revenue from IT security solutions (PLN m), 2020-2024 >> **209**
- Broadcom NortonLifeLock: analysis of strengths and opportunities in the cybersecurity market in Poland, 2025 >> **210**
- Avast Software: analysis of strengths and opportunities in the cybersecurity market in Poland, 2025 >> **210**
- Cisco Systems: sales revenue from IT security solutions (PLN m), 2018-2024 >> **211**
- Cisco Systems: analysis of strengths and opportunities in the cybersecurity market in Poland, 2025 >> **211**
- Check Point Software Technologies: sales revenue from IT security solutions (PLN m), 2018-2024 >> **213**
- Check Point Software Technologies: analysis of strengths and opportunities in the cybersecurity market in Poland, 2025 >> **213**
- Commvault Systems Poland: key financial data (PLN m), 2019-2024 >> **215**
- Commvault Systems Poland: sales revenue from IT security solutions (PLN m), 2019-2024 >> **215**
- Commvault Systems Poland: analysis of strengths and opportunities in the cybersecurity market in Poland, 2025 >> **216**
- Exea: key financial data (PLN m), 2021-2024 >> **217**
- Exea: sales revenue from IT security solutions (PLN m), 2021-2024 >> **217**

- Exea: analysis of strengths and opportunities in the cybersecurity market in Poland, 2025 >> **217**
- Forcepoint Poland: sales revenue from IT security solutions (PLN m), 2018-2024 >> **218**
- Forcepoint: analysis of strengths and opportunities in the cybersecurity market in Poland, 2025 >> **219**
- Fortinet: sales revenue from IT security solutions (PLN m), 2018-2024 >> **220**
- Fortinet: analysis of strengths and opportunities in the cybersecurity market in Poland, 2025 >> **220**
- Fudo Security: key financial data (PLN m), 2018-2024 >> **222**
- Fudo Security: sales revenue from IT security solutions (PLN m), 2018-2024 >> **222**
- Fudo Security: analysis of strengths and opportunities in the cybersecurity market in Poland, 2025 >> **222**
- INNERGO Systems: key financial data (PLN m), 2018-2024 >> **223**
- INNERGO Systems: sales revenue from IT security solutions (PLN m), 2018-2024 >> **223**
- INNERGO Systems: analysis of strengths and opportunities in the cybersecurity market in Poland, 2025 >> **224**
- Juniper Networks Poland: key financial data (PLN m), 2018-2024 >> **225**
- Juniper Networks Poland: estimated total sales revenue from network security solutions in Poland (PLN m), 2018-2024 >> **225**
- Juniper Networks Poland: analysis of strengths and opportunities in the cybersecurity market in Poland, 2025 >> **226**
- Palo Alto Networks: key financial data (PLN m), 2020-2024 >> **227**
- Palo Alto Networks: estimated total sales revenue from network security solutions in Poland (PLN m), 2020-2024 >> **227**
- Palo Alto Networks: analysis of strengths and opportunities in the cybersecurity market in Poland, 2025 >> **228**
- Trend Micro: sales revenue from IT security solutions (PLN m), 2018-2024 >> **229**
- Trend Micro: analysis of strengths and opportunities in the cybersecurity market in Poland, 2025 >> **229**
- Trellix: sales revenue from IT security solutions (PLN m), 2018-2024 >> **230**
- Trellix: analysis of strengths and opportunities in the cybersecurity market in Poland, 2025 >> **230**
- Veeam Software: sales revenue from IT security solutions (PLN m), 2019-2024 >> **231**

Veeam Software: analysis of strengths and opportunities in the cybersecurity market in Poland, 2025 >> **231**

WithSecure: key financial data (PLN m), 2018-2024 >> **233**

WithSecure: sales revenue from IT security solutions (PLN m), 2018-2024 >> **233**

WithSecure: analysis of strengths and opportunities in the cybersecurity market in Poland, 2025 >> **234**

## **Methodology >> 242**

Impact of macroeconomic and demographic factors on the cybersecurity market in Poland, 2021-2030 >> **246**

Taxonomy of the cybersecurity market, by types of solutions used to protect different areas of an enterprise's/organisation's business, 2025 >> **246**

Taxonomy of the cybersecurity market, broken down into basic categories in the hardware, application and service layer, 2025 >> **248**

# PMR MARKET EXPERTS

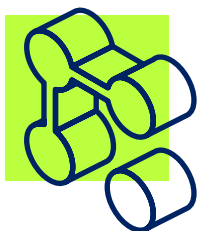
by Hume's

**WE UNDERSTAND THAT DATA IS NOT JUST ABOUT NUMBERS.**

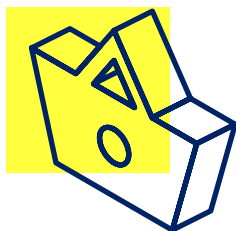
**IT IS THE FOUNDATION OF THE DECISIONS SHAPING THE FUTURE OF YOUR BUSINESS.**

At PMR Market Experts, we have been preparing cyclical industry reports for over 20 years, refining our sector knowledge.

Our core specialisations:




**Digital & ICT**



**Retail**



**Pharma & Healthcare**



**Construction**

Our reports are more than just a compilation of facts – **they are reliable knowledge based on proven methodology.** We combine primary and secondary data, proprietary algorithms and econometric models to provide precise information about the market, its values, growth rates, segments and key players.

We are part of **Hume's Institute** – a 360 research agency specialising in quantitative and qualitative research, forecasting and market predictions.

PMR Market Experts' data analysis and verification expertise, unique insights and proven forecasts provided by Hume's Institute give real insight and advantage to our Clients.

More than **600 clients worldwide** have already benefited from our services. We have analysed more than **5,000 brands**, operating in over **50 markets**. The trust placed in us by the major players is confirmed by the fact that we work with **70% of the prestigious Fortune 500 companies.**



tel.: +48 609 290 093  
info@pmrcorporate.com  
[www.pmrmarketexperts.com](http://www.pmrmarketexperts.com)



Krolewska 57  
30-081 Krakow  
Poland