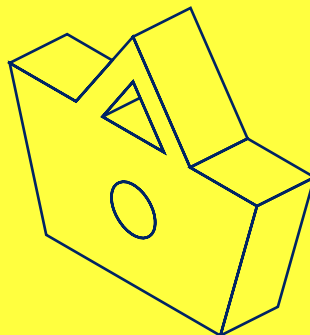




PMR RETAIL EXPERTS

CHILDREN'S PRODUCTS RETAIL MARKET IN POLAND 2025

Market analysis and development
forecasts for 2025-2030



© 1996–2025+ PMR MARKET EXPERTS



Table of contents

Executive summary » 11

Value of the children's products market in Poland in 2021-2024 and PMR forecast for 2025-2030 » 30

Factors influencing the forecast for the children's products market value » 32

Macroeconomic factors » 33

General macroeconomic outlook » 33

Overall price growth rate and price index for children's products » 34

Labour market situation in Poland » 35

Population's financial situation » 36

Geopolitical environment » 37

Global trade tensions > 37

War in Ukraine > 38

Other risks > 38

Demographic factors » 39

Child population » 39

Resident population » 40

Change in the family model » 41

Demand-side factors » 42

Decline in the prevalence of purchases of children's products » 42

Household type and purchasing patterns » 44

Consumer behaviour patterns of parents of children under the age of 12 » 46

Second-hand... remains second » 48

Inflation is losing significance – its impact on the shopping basket is diminishing » 52

Are social media recommendations becoming less relevant? » 54

AI with limited impact on purchasing decisions for children's products? » 56

Rebound in the children's sports equipment category or just a temporary slowdown in the decline? » 57

Popularity of cross-border shopping in children's product categories » 59

Supply-side factors » 60

Children's product manufacturers and retailers are looking to expand into new markets » 61

Licensed children's products » 62

Private label children's products with a stable percentage of indications » 63

Retail parks as potential locations for children's products stores » 66

Offensive by Chinese platforms – is Temu really a threat to Allegro? » 67

Will ChatGPT become a sales platform? » 69

Legal factors » 71

Government programmes focused on families with children – "Aktywny Maluch", "Aktywnie w zlobku" » 71

E-commerce platform sales tax » 72

Chinese platforms under EU scrutiny » 73

New regulations on textile waste segregation » 73

New EU regulations: limiting fast fashion and combating greenwashing » 74

AI Act – first regulations governing the use of AI in commerce » 74

Main segments of the children's products market in Poland in 2021-2030 » 76

Value and share of each segment in 2021-2024 and PMR forecast for 2025-2030 » 76

Shopping for children's products – by time of last purchase and category » 78

Shopping for children's products – by product category and target consumer » 79

Children's clothing » 80

Value of the segment in 2021-2024 and PMR forecast for 2025-2030 » 80

Distribution channels in 2021-2024 and PMR forecast for 2025-2030 » 82

Penetration of clothing purchases	»	84
New vs second-hand products	»	87
Most frequently chosen places of purchase	»	88
Most popular store brands	»	90
Factors relevant when selecting products and at purchase	»	92
Major retailers in the segment	»	94
Children's footwear	»	95
Value of the segment in 2021-2024 and PMR forecast for 2025-2030	»	95
Distribution channels in 2021-2024 and PMR forecast for 2025-2030	»	95
Penetration of footwear purchases	»	97
New vs second-hand products	»	99
Most frequently chosen places of purchase	»	100
Most popular store brands	»	102
Factors relevant when selecting products and at purchase	»	104
Major retailers in the segment	»	106
Toys	»	107
Value of the segment in 2021-2024 and PMR forecast for 2025-2030	»	107
Distribution channels in 2021-2024 and PMR forecast for 2025-2030	»	109
Penetration of toy purchases	»	111
New vs second-hand products	»	111
Most frequently chosen places of purchase	»	113
Most frequently selected product categories	»	116
Factors relevant when selecting products and at purchase	»	117
Major retailers in the segment	»	119
Cosmetics and hygiene products for children	»	120
Value of the segment in 2021-2024 and PMR forecast for 2025-2030	»	120
Distribution channels in 2021-2024 and PMR forecast for 2025-2030	»	122
Penetration of cosmetics and hygiene products purchases	»	124
New vs second-hand products	»	125
Most frequently chosen places of purchase	»	125
Most popular product brands	»	129

Factors relevant when selecting products and at purchase	»	132
Major retailers in the segment	»	133
Baby food	»	134
Value of the segment in 2021-2024 and PMR forecast for 2025-2030	»	134
Distribution channels in 2021-2024 and PMR forecast for 2025-2030	»	136
Penetration of baby food purchases	»	137
New vs second-hand products	»	138
People responsible for meal preparation, children's diets and BLW	»	138
Most frequently chosen places of purchase	»	140
Most frequently selected product categories	»	142
Most popular product brands	»	143
Factors relevant when selecting products and at purchase	»	145
Major retailers in the segment	»	146
Children's furniture and room furnishings	»	147
Value of the segment in 2021-2024 and PMR forecast for 2025-2030	»	147
Distribution channels in 2021-2024 and PMR forecast for 2025-2030	»	148
Penetration of furniture and furnishing purchases	»	150
New vs second-hand products	»	151
Most frequently chosen places of purchase	»	151
Most frequently selected product categories	»	154
Factors relevant when selecting products and at purchase	»	156
Major retailers in the segment	»	158
Prams, car seats and accessories	»	159
Value of the segment in 2021-2024 and PMR forecast for 2025-2030	»	159
Distribution channels in 2021-2024 and PMR forecast for 2025-2030	»	161
Penetration of pram and car seat purchases	»	162

New vs second-hand products >> 163

Average amounts spent on purchase >> 164

Most frequently chosen places of purchase >> 165

Most frequently selected product categories >> 167

Most popular product brands >> 168

Factors relevant when selecting products and at purchase >> 169

Major retailers in the segment >> 171

Hygiene and feeding accessories, water bottles, thermoses, lunch boxes >> 172

Value of the segment in 2021-2024 and PMR forecast for 2025-2030 >> 172

Distribution channels in 2021-2024 and PMR forecast for 2025-2030 >> 173

Penetration of purchases of baby and infant hygiene and feeding accessories >> 174

New vs second-hand products >> 175

Most frequently chosen places of purchase >> 176

Water bottles, thermoses, lunch boxes > 176

Hygiene accessories > 176

Feeding accessories > 177

Major retailers in the segment >> 178

Distribution channels in the children's products market in Poland in 2021-2030 >> 180

Value and share of individual channels in 2021-2024 and PMR forecast for 2025-2030 >> 180

Value and change of offline and online sales in 2021-2024 and PMR forecast for 2025-2030 >> 183

Most frequently chosen places of purchase >> 184

Online channel >> 186

Value of the channel in 2021-2024 and PMR forecast for 2025-2030 >> 186

Major retailers in the channel >> 188

Grocery stores » 190

Value of the channel in 2021-2024 and PMR forecast for 2025-2030 » **190**

Major retailers in the channel » **192**

Specialist children's stores » 196

Value of the channel in 2021-2024 and PMR forecast for 2025-2030 » **196**

Major retailers in the channel » **197**

Clothing and footwear chain stores with children's section » 199

Value of the channel in 2021-2024 and PMR forecast for 2025-2030 » **199**

Major retailers in the channel » **201**

Health and beauty stores » 203

Value of the channel in 2021-2024 and PMR forecast for 2025-2030 » **203**

Major retailers in the channel » **204**

Non-chain stores with children's products » 205

Value of the channel in 2021-2024 and PMR forecast for 2025-2030 » **205**

Furniture store chains » 206

Value of the channel in 2021-2024 and PMR forecast for 2025-2030 » **206**

Other channels » 207

Value of the channel in 2021-2024 and PMR forecast for 2025-2030 » **207**

Non-food discount stores » **208**

Open-air markets » **211**

Pharmacies » **211**

Major retailers in the children's products market in Poland » 213

Sales value and market shares of the largest players » 213

Profiles of selected players » 218

Allegro » **218**

Smyk » **219**

Jeronimo Martins (Biedronka and Hebe) » **221**

Biedronka > **221**

Hebe > **223**

Pepco » **224**

Schwarz Group (Kaufland and Lidl) » **226**

Lidl › **226**

Kaufland › **227**

Rossmann » **229**

LPP Group » **230**

H&M » **231**

CCC Group » **233**

Auchan » **235**

Methodology of the report » 236

List of graphs and tables » 247

About PMR » 261

List of graphs and tables

Value of the children's products market in Poland in 2021-2024 and PMR forecast for 2025-2030 » 30

Value (PLN m) and change (% YoY) of the children's products market in Poland, 2021-2030 » 31

Factors influencing the forecast for the children's products market value » 32

Impact of macroeconomic and demographic factors on the value of the children's products market in Poland, 2021-2030 » 33

GDP per capita and real GDP change in Poland, 2021-2030 » 33

CPI and price index for children's products in Poland (% YoY), 2021-2030 » 35

Average annual LFS unemployment rate and real change in average monthly gross wage in Poland, 2021-2030 » 36

Real change in household disposable income in Poland and private consumption (% YoY), 2021-2030 » 37

Impact of demographic factors on the value of the children's products market in Poland, 2021-2030 » 39

Number of live births in Poland (thousand) and its change (% YoY), 2021-2030 » 39

Number of children up to 3 years of age in Poland (thousand) and its change (% YoY), 2021-2030 » 39

Number of children aged 4-6 years in Poland (thousand) and its change (% YoY), 2021-2030 » 40

Number of children aged 7-12 years in Poland (thousand) and its change (% YoY), 2021-2030 » 40

Number of Poland's residents and the number of residents including refugees from Ukraine (million), 2021-2030 » 41

Basic statistics on families in Poland, 2011 and 2021 » 42

Impact of demand-side factors on the value of the children's products market in Poland, 2021-2030 » 42

- Purchase of new children's products in Poland (%), 2022-2025 >> **43**
- Number of product categories purchased by consumers buying children's products in Poland (%), 2024-2025 >> **43**
- Purchases of new children's products (%), by category and household type, 2025 >> **44**
- Purchases of children's private label products by consumers buying children's products in Poland (%), by household type, 2025 >> **45**
- Purchase of new clothing and footwear products by parents of children up to 12 years old vs other people in Poland (%), 2025 >> **46**
- Baby food purchases by parents of children under 12 vs other people in Poland (%), 2025 >> **47**
- Hygiene items and children's cosmetics purchases by parents of children under 12 vs other people in Poland (%), 2025 >> **47**
- Purchase of second-hand children's products among buyers of new children's products (%), 2022-2025 >> **48**
- Purchase of second-hand children's products among buyers of new children's products (%), by gender and age, 2025 >> **49**
- Purchase of second-hand children's products among buyers of new children's products (%), by household size and presence of children in the household, 2025 >> **49**
- Reason for purchasing second-hand children's products in Poland (%), 2022-2025 >> **50**
- Most popular second-hand children's products bought in the last 12 months in Poland (%), by category, 2022-2025 >> **51**
- Most popular places of purchase of second-hand children's products in Poland (%), 2024-2025 >> **52**
- Purchases of first-hand and second-hand children's products in Poland (%), 2025 >> **52**
- Impact of inflation on purchase reduction (overall) among buyers of children's products in Poland (%), 2022-2025 >> **53**
- Percentage of buyers of children's products in Poland declaring that rising prices (inflation) lead them to reduce their purchases (%), by equivalent income class, 2025 >> **53**
- Percentage of respondents declaring reduced spending in the toys and children's accessories category (%), by equivalent income class, 2025 >> **54**
- Following parenting blogs, websites and social media profiles in Poland (%), 2022-2025 >> **54**
- Influence of parenting blogs, websites, and social media profiles on purchases of children's products in Poland (%), 2023-2025 >> **55**

Influence of parenting blogs, websites, and social media profiles on purchases of children's products in Poland (%), by generation, 2025 >> **55**

Number of followers of selected parenting profiles on Instagram (thousand) and its change (%), 2023-2025 >> **56**

Use of AI tools when shopping for new children's products in Poland (%), 2025 >> **57**

Categories of children's products purchased with the use of AI tools in Poland (%), 2025 >> **57**

Purchase of new children's sports equipment in Poland (%), 2022-2025 >> **58**

Type of new sports equipment purchased for children (%), 2022-2025 >> **58**

Place of purchase of new children's sports equipment in Poland (%), 2022-2025 >> **59**

Purchase of new children's products via foreign online platforms (%), 2025 >> **60**

Impact of supply-side factors on the value of the children's products market in Poland, 2021-2030 >> **60**

Population of children aged 0-12 and adults aged 65+ in Poland (thousand), 2000-2030 >> **61**

Clothing categories purchased at Pepco in Poland (%), 2022-2025 >> **62**

Purchase of a new children's product featuring a cartoon or video game character in Poland (%), 2025 >> **63**

Purchase of private label children's products (%), 2022-2025 >> **64**

Purchase of private label children's products (%), by gender and age, 2025 >> **64**

Purchase of private label children's products (%), by household size and presence of children in the household, 2025 >> **64**

Most commonly selected private label products for children (%), 2023-2025 >> **65**

Most commonly selected private label products for children (%), by gender and age, 2025 >> **65**

Largest retail parks completed in Poland, 2024/2025 >> **66**

Number of real users: Allegro vs Chinese e-commerce platforms (million), H1 2025 >> **68**

Average time spent on site (ATS): Allegro vs Chinese e-commerce platforms, H1 2025 >> **68**

Top advertisers by number of ads in the Meta ecosystem in Poland (thousand), 2025 >> **69**

Chinese E-commerce Platforms – strengths and weaknesses, 2025 >> **69**

Methods of product search during online shopping (%), 2025 >> **70**

Impact of legal factors on the value of the children's products retail market in Poland, 2021-2030 >> **71**

Nursery enrolment rate in Poland (%), by voivodship, December 2023 and September 2025 >> **72**

Main segments of the children's products market in Poland in 2021-2030 » 76

Value of the children's products market in Poland (PLN m), by segment, 2021-2030 » 77

Value shares of the children's products market in Poland (%), by segment, 2021-2030 » 77

Growth rate of the children's products market in Poland (% YoY), by segment, 2021-2030 » 78

Purchase of new children's products in Poland (%), by category and time of last purchase, 2025 » 79

Purchase of new children's products in Poland (%), by category and target consumer, 2025 » 80

Value (PLN m) and change (% YoY) of the children's clothing segment in Poland, 2021-2030 » 81

Value of the children's clothing segment in Poland (PLN m), by distribution channel, 2021-2030 » 82

Value shares of different distribution channels in the children's clothing segment in Poland (%), 2021-2030 » 83

Growth rate of the children's clothing segment in Poland (% YoY), by distribution channel, 2021-2030 » 83

Number of chain stores with children's clothing in Poland, 2021-2025 » 84

Purchase of new clothing for children by Poles (%), 2022-2025 » 85

Most frequently purchased products in the children's clothing segment (%), 2024-2025 » 86

Most frequently purchased products in the children's clothing segment (%), by gender and age, 2025 » 86

Most frequently purchased products in the children's clothing segment (%), by household size and presence of children in the household, 2025 » 87

Purchases of first-hand and second-hand children's clothing in Poland (%), 2025 » 87

Place of purchase of second-hand children's clothing in Poland (%), 2025 » 88

Most popular places to buy new clothing for children in Poland (%), 2022-2025 » 89

Most popular places to buy new clothing for children in Poland (%), by gender and age, 2025 » 89

Most popular places to buy new clothing for children in Poland (%), by income and education, 2025 » 90

Most popular brands of new children's clothing in Poland (%), by gender and age, 2025 >> **91**

Most popular brands of new children's clothing in Poland (%), by income and education, 2025 >> **91**

Importance of opinions and recommendations when choosing and buying new clothing and footwear for children in Poland (%), 2025 >> **93**

Importance of opinions and recommendations when choosing and buying new clothing and footwear for children in Poland (average), by gender, age and education, 2025 >> **93**

Estimated sales revenues (PLN m) of major retailers in the children's clothing segment in Poland and their shares in the segment (%), 2024 >> **94**

Value (PLN m) and change (% YoY) of the children's footwear segment in Poland, 2021-2030 >> **95**

Value of the children's footwear segment in Poland (PLN m), by distribution channel, 2021-2030 >> **96**

Value shares of different distribution channels in the children's footwear segment in Poland (%), 2021-2030 >> **96**

Growth rate of the children's footwear segment in Poland (% YoY), by distribution channel, 2021-2030 >> **96**

Purchase of new footwear for children by Poles (%), 2022-2025 >> **97**

Most frequently purchased products in the children's footwear segment (%), 2024-2025 >> **98**

Most frequently purchased products in the children's footwear segment (%), by gender and age, 2025 >> **99**

Purchases of first-hand and second-hand children's footwear in Poland (%), 2025 >> **99**

Place of purchase of second-hand children's footwear in Poland (%), 2025 >> **100**

Most popular places to buy new footwear for children in Poland (%), 2022-2025 >> **101**

Most popular places to buy new footwear for children in Poland (%), by gender and age, 2025 >> **101**

Most popular places to buy new footwear for children in Poland (%), by income and education, 2025 >> **102**

Most popular brands of new children's footwear in Poland (%), by gender and age, 2025 >> **103**

Most popular brands of new children's footwear in Poland (%), by income and education, 2025 >> **104**

Importance of opinions and recommendations when choosing and buying new clothing and footwear for children in Poland (%), 2025 >>> **105**

Importance of opinions and recommendations when choosing and buying new clothing and footwear for children in Poland (average), by gender, age and education, 2025 >>> **105**

Estimated sales revenues (PLN m) of major retailers in the children's footwear segment in Poland and their shares in the segment (%), 2024 >>> **107**

Value (PLN m) and change (% YoY) of the children's toys segment in Poland, 2021-2030 >>> **108**

Value of the toys segment in Poland (PLN m), by distribution channel, 2021-2030 >>> **110**

Value shares of different distribution channels in the toys segment in Poland (%), 2021-2030 >>> **110**

Growth rate of the toys segment in Poland (% YoY), by distribution channel, 2021-2030 >>> **110**

Purchase of new toys by Poles (%), 2022-2025 >>> **111**

Purchases of first-hand and second-hand children's toys* in Poland (%), 2025 >>> **112**

Place of purchase of second-hand product in the category "Toys, board games, puzzles, educational materials (books, model kits)" in Poland (%), 2025 >>> **113**

Most popular places to buy new toys in Poland (%), 2022-2025 >>> **114**

Most popular places to buy new toys in Poland (%), by gender and age, 2025 >>> **114**

Most popular places to buy new toys in Poland (%), by place of residence and urban lifestyle, 2025 >>> **115**

Most popular places to buy new toys in Poland (%), by income and education, 2025 >>> **115**

Place of purchase of toys online (%), 2025 >>> **116**

Most popular categories of new toys purchased in Poland (%), 2025 >>> **117**

Most popular categories of new toys purchased in Poland (%), by gender and age, 2025 >>> **117**

Importance of opinions and recommendations when choosing and buying new children's games and toys in Poland (%), 2025 >>> **118**

Importance of opinions and recommendations when choosing and buying new children's games and toys in Poland (average), by gender and age, 2025 >>> **118**

Estimated sales revenues (PLN m) of major retailers in the toys segment in Poland and their shares in the segment (%), 2024 >>> **119**

Number of followers of selected online toy stores on Instagram (thousand), 2022-2025 >>> **120**

- Value (PLN m) and change (% YoY) of the children's cosmetics segment in Poland, 2021-2030 >> **121**
- Value (PLN m) and change (% YoY) of the children's hygiene products segment in Poland, 2021-2030 >> **122**
- Value of the children's cosmetics segment in Poland (PLN m), by distribution channel, 2021-2030 >> **123**
- Value shares of different distribution channels in the children's cosmetics segment in Poland (%), 2021-2030 >> **123**
- Growth rate of the children's cosmetics segment in Poland (% YoY), by distribution channel, 2021-2030 >> **123**
- Purchase of new cosmetics and hygiene products by Poles (%), 2022-2025 >> **124**
- Purchases of first-hand and second-hand children's cosmetics in Poland (%), 2025 >> **125**
- Most popular places to buy cosmetics for children in Poland (%), 2022-2025 >> **126**
- Place of purchase of children's cosmetics in Poland (%), by gender and age, 2025 >> **126**
- Place of purchase of children's cosmetics in Poland (%), by income and education, 2025 >> **127**
- Most popular places to buy baby nappies in Poland (%), 2022-2025 >> **128**
- Place of purchase of baby nappies in Poland (%), by gender and age, 2025 >> **128**
- Place of purchase of baby nappies in Poland (%), by place of residence and income, 2025 >> **129**
- Most popular brands of children's cosmetics in Poland (%), by gender and age, 2025 >> **130**
- Most popular brands of children's cosmetics in Poland (%), by income and education, 2025 >> **130**
- Most popular brands of baby nappies in Poland (%), by gender and age, 2025 >> **131**
- Types of nappies bought in Poland (%), by gender and age, 2025 >> **132**
- Importance of opinions and recommendations when choosing and buying cosmetics for children in Poland (%), 2025 >> **132**
- Importance of opinions and recommendations when choosing and buying children's cosmetics in Poland (average), by gender, age and education, 2025 >> **133**
- Estimated sales revenues (PLN m) of major retailers in the children's cosmetics segment in Poland and their shares in the segment (%), 2024 >> **134**
- Value (PLN m) and change (% YoY) of the baby food segment in Poland, 2021-2030 >> **135**

Value of the baby food segment in Poland, by distribution channel (PLN m), 2021-2030	»»	136
Value shares of different distribution channels in the baby food segment in Poland (%), 2021-2030	»»	136
Growth rate of the baby food segment in Poland (% YoY), by distribution channel, 2021-2030	»»	137
Purchase of baby food by Poles (%), 2022-2025	»»	137
Purchases of first-hand and second-hand baby food in Poland (%), 2025	»»	138
People responsible for preparing meals for children in Poland (%), 2025	»»	138
Diets used by children in Poland (%), 2025	»»	139
Awareness of the BLW method in Poland (%), 2021-2025	»»	139
Familiarity with the BLW method in Poland (%), by gender, age and education, 2025	»»	140
Use of the BLW method in Poland (%), 2021-2025	»»	140
Most popular places to buy baby food in Poland (%), 2022-2025	»»	141
Most popular places to buy baby food in Poland (%), by gender and age, 2025	»»	141
Place of purchase of baby food in Poland (%), by place of residence, 2025	»»	142
Most popular baby food categories purchased in Poland (%), 2025	»»	143
Most popular baby food categories purchased in Poland (%), by gender and age, 2025	»»	143
Most popular brands of baby food in Poland (%), 2025	»»	144
Most popular brands of baby food in Poland (%), by gender and age, 2025	»»	144
Importance of opinions and recommendations when choosing and buying baby food products in Poland (%), 2025	»»	145
Importance of opinions and recommendations when choosing and buying baby food in Poland (average), by gender, age and education, 2025	»»	146
Estimated sales revenues (PLN m) of major retailers in the baby food segment in Poland and their shares in the segment (%), 2024	»»	146
Value (PLN m) and change (% YoY) of the segment of children's furniture and room furnishing in Poland, 2021-2030	»»	148
Value of the segment of children's furniture and room furnishing in Poland (PLN m), by distribution channel, 2021-2030	»»	149
Value shares of different distribution channels in the segment of children's furniture and room furnishing in Poland (%), 2021-2030	»»	149

Growth rate of the segment of children's furniture and room furnishing in Poland (% YoY), by distribution channel, 2021-2030 >> **150**

Purchase of new furniture and furnishings for children by Poles (%), 2022-2025 >> **150**

Purchases of first-hand and second-hand children's furniture* in Poland (%), 2025 >> **151**

Purchases of other first-hand and second-hand home furnishings* in Poland (%), 2025 >> **151**

Most popular places to buy new children's furniture in Poland (%), 2022-2025 >> **152**

Place of purchase of new children's furniture in Poland (%), by gender and age, 2025 >> **152**

Place of purchase of new children's furniture in Poland (%), by place of residence and income, 2025 >> **153**

Most popular places to buy new children's room furnishings in Poland (%), 2022-2025 >> **153**

Place of purchase of new children's room furnishings in Poland (%), by gender and age, 2025 >> **154**

Place of purchase of new children's room furnishings in Poland (%), by income and education, 2025 >> **154**

Most popular categories of new furniture purchased in Poland (%), by gender and age, 2025 >> **155**

Most popular categories of new furniture purchased in Poland (%), by place of residence and income, 2025 >> **155**

Importance of opinions and recommendations when choosing and buying new children's furniture in Poland (%), 2025 >> **156**

Importance of opinions and recommendations when choosing and buying new children's furniture in Poland (average), by gender, age and education, 2025 >> **157**

Importance of opinions and recommendations when choosing and buying new children's room furnishings in Poland (%), 2025 >> **157**

Importance of opinions and recommendations when choosing and buying new children's room furnishings in Poland (average), by gender, age and education, 2025 >> **158**

Estimated sales revenues (PLN m) of major retailers in the segment of children's furniture and room furnishing in Poland and their shares in the segment (%), 2024 >> **159**

Value (PLN m) and change (% YoY) of the segment of prams, child safety seats and accessories in Poland, 2021-2030 >> **160**

Value of the pram and child seat segment in Poland (PLN m), by distribution channel, 2021-2030 >> **161**

Value shares of different distribution channels in the pram and child seat segment in Poland (%), 2021-2030 >> **162**

- Growth rate of the pram and child seat segment in Poland (% YoY), by distribution channel, 2021-2030 » **162**
- Purchase of new prams and child safety seats by Poles (%), 2022-2025 » **163**
- Purchases of first-hand and second-hand prams in Poland (%), 2025 » **163**
- Purchases of first-hand and second-hand child safety seats in Poland (%), 2025 » **164**
- Place of purchase of a second-hand product in the category "Pram and/or car seat" in Poland (%), 2025 » **164**
- Average amount spent on the purchase of a new pram in Poland (PLN), by type of pram, 2025 » **165**
- Average amount spent on a new car seat in Poland, 2025 » **165**
- Most popular places to buy new prams in Poland (%), 2024-2025 » **166**
- Place of purchase of new child seats in Poland (%), 2024-2025 » **167**
- Types of new prams purchased in Poland (%), 2025 » **167**
- Categories of new car seats purchased in Poland (%), 2025 » **168**
- Most popular brands of new prams in Poland (%), 2025 » **168**
- Most popular brands of new car seats in Poland (%), 2025 » **169**
- Functions and features influencing the choice and purchase of new prams in Poland (%), 2025 » **170**
- Importance of opinions and recommendations when choosing and buying new prams for children in Poland (%), 2025 » **170**
- Importance of opinions and recommendations when choosing and buying new car seats for children in Poland (%), 2025 » **171**
- Estimated sales revenues (PLN m) of major retailers in the segment of children's prams and car seats in Poland and their shares in the segment (%), 2024 » **172**
- Value (PLN m) and change (% YoY) of the segment of baby and infant hygiene and feeding accessories in Poland, 2021-2030 » **173**
- Value of the baby and infant hygiene and feeding accessories segment in Poland (PLN m), by distribution channel, 2021-2030 » **173**
- Value shares of different distribution channels in the baby and infant hygiene and feeding accessories segment in Poland (%), 2021-2030 » **174**
- Growth rate of the baby and infant hygiene and feeding accessories segment in Poland (% YoY), by distribution channel, 2021-2030 » **174**
- Purchase of new hygiene and feeding accessories in Poland (%), 2022-2025 » **175**

Purchases of first-hand and second-hand hygiene and feeding accessories, water bottles, thermoses and lunch boxes in Poland (%), 2025 » **175**

Most popular places to buy new water bottles, thermoses and lunch boxes for children in Poland (%), 2025 » **176**

Most popular places to buy new children's hygiene accessories in Poland (%), 2022-2025 » **177**

Most popular places to buy new baby feeding accessories in Poland (%), 2022-2025 » **178**

Estimated sales revenues (PLN m) of major retailers in the segment of baby and infant hygiene and feeding accessories in Poland and their shares in the segment (%), 2024 » **179**

Distribution channels in the children's products market in Poland in 2021-2030 » **180**

Value of the children's products market in Poland (PLN m), by distribution channel, 2021-2030 » **181**

Value shares of different distribution channels in the children's products market in Poland (%), 2021-2030 » **182**

Growth rate of the children's products market in Poland (% YoY), by distribution channel, 2021-2030 » **182**

Value of the children's products market in Poland (PLN m), by offline and online sales, 2021-2030 » **183**

Value shares of offline and online sales in the children's products market in Poland (%), 2021-2030 » **183**

Growth rate of the children's products market in Poland (% YoY), by offline and online sales, 2021-2030 » **183**

Place of purchase of selected categories of new children's products in Poland (%), 2025 » **185**

Value (PLN m) and change (% YoY) of online retail sales of children's products in Poland, 2021-2030 » **186**

Value of retail sales of children's products in online stores and on e-commerce platforms in Poland (PLN m), 2021-2025 » **187**

Share of retail sales of children's products in online stores, on e-commerce platforms and in the cross-border channel in Poland (%), 2021-2025 » **187**

Change in online retail sales of children's products in online stores and on e-commerce platforms in Poland (% YoY), 2021-2025 » **188**

Estimated sales value of children's products in the online children's products market in Poland (PLN m), 2021-2025 >> **189**

Change in the estimated sales value of children's products in selected online stores in Poland (% YoY), 2022-2025 >> **190**

Value (PLN m) and change (% YoY) of children's products sales in the grocery store channel in Poland, 2021-2030 >> **191**

Number of general grocery stores in various distribution channels, stores at petrol stations and specialist stores in Poland, 2020-2025 >> **191**

Estimated sales value of children's products in selected large-format store chains in Poland (PLN m), 2021-2025 >> **192**

Change in the estimated sales value of children's products in selected large-format store chains in Poland (% YoY), 2021-2025 >> **193**

Store count of selected large-format store chains in Poland, 2021-2025 >> **193**

Awareness of grocery discount store chains in Poland (%), 2025 >> **194**

Frequency of shopping in different grocery discount store chains in Poland (%), 2025 >> **195**

Percentage of customers who happened to buy children's products in a given grocery discount chain in Poland (%), 2025 >> **196**

Value (PLN m) and change (% YoY) of children's products sales in specialist stores with children's products in Poland, 2021-2030 >> **197**

Number of entities entered under PKD 4765Z* and PKD 4759Z* in the REGON register in Poland, 2018-2024 >> **197**

Estimated sales value (online and offline) of children's products in selected chain stores with children's product range in Poland (PLN m), 2021-2025 >> **198**

Change in the estimated (online and offline) sales of children's products in selected chain stores with children's product range in Poland (% YoY), 2021-2025 >> **199**

Number of selected chain stores with children's goods offer in Poland, 2021-2025 >> **199**

Value (PLN m) and change (% YoY) of children's products sales in clothing and footwear stores in Poland, 2021-2030 >> **200**

Purchases of non-clothing items in clothing and footwear stores in Poland (%), 2024-2025 >> **200**

Frequency of purchases of non-clothing items in clothing and footwear stores in Poland (%), 2025 >> **201**

Estimated sales value of children's products in selected clothing and footwear chain stores in Poland (PLN m), 2021-2025 >> **202**

Change in the estimated sales value of children's products in selected clothing and footwear chain stores in Poland (% YoY), 2021-2025 » **202**

Clothing and footwear chains store count in Poland, 2021-2025 » **203**

Value (PLN m) and change (% YoY) of children's products sales in health and beauty stores in Poland, 2021-2030 » **204**

Estimated sales value of children's products for selected health and beauty store chains in Poland (PLN m), 2021-2025 » **205**

Number of stores of selected health and beauty and cosmetics chains in Poland, 2021-2025 » **205**

Value (PLN m) and change (% YoY) of children's products sales in non-chain stores with children's product range in Poland, 2021-2030 » **206**

Value (PLN m) and change (% YoY) of children's products sales in furniture stores in Poland, 2021-2030 » **207**

Value (PLN m) and change (% YoY) of children's products sales in other channels of the children's products market in Poland, 2021-2030 » **208**

Estimated sales value of children's products in selected non-food discount store chains in Poland (PLN m), 2021-2025 » **209**

Change in sales of children's products in selected non-food discount store chains in Poland (% YoY), 2021-2025 » **209**

Store count of selected non-food discounter chains in Poland, 2021-2025 » **209**

Awareness of selected non-food discount stores in Poland (%), by gender and age, 2025 » **210**

Awareness of selected non-food discount chains in Poland in households with children under 12 years of age (%), 2025 » **210**

Percentage of customers who happened to buy children's products in a given non-food discount chain in Poland (%), 2025 » **211**

Number of permanent open-air markets in Poland, 2021-2025 » **211**

Number of pharmacies in Poland, 2021-2024 » **212**

Major retailers in the children's products market in Poland » **213**

Estimated sales value of children's products in the children's products market in Poland (PLN m), by leading players, 2021-2025 » **214**

Change in the estimated sales value of children's products in the children's products market in Poland (% YoY), by leading players, 2021-2025 » **215**

Estimated market shares of the leading players in the children's products market in Poland (%), 2021-2025 » **216**

Store count of the leading players in the children's product market in Poland, 2021-2025 » **217**

Allegro in Poland: key data, 2021-2025 » **218**

Smyk in Poland: key data, 2021-2025 » **219**

Biedronka in Poland: key data, 2021-2025 » **221**

Percentage of Biedronka customers declaring that they occasionally buy toys during visits to the chain's stores (%), 2020-2025 » **222**

Hebe in Poland: key data, 2021-2025 » **223**

Pepco in Poland: key data, 2021-2025 » **224**

Percentage of Pepco customers declaring that they occasionally buy toys during visits to the chain's stores (%), 2020-2025 » **225**

Lidl in Poland: key data, 2021-2025 » **226**

Percentage of Lidl customers declaring that they occasionally buy toys during visits to the chain's stores (%), 2020-2025 » **227**

Kaufland in Poland: key data, 2021-2025 » **227**

Rossmann in Poland: key data, 2021-2025 » **229**

LPP Group in Poland: key data, 2021-2025 » **230**

H&M in Poland: key data, 2021-2025 » **231**

CCC Group in Poland: key data, 2021-2025 » **233**

Auchan in Poland: key data, 2021-2025 » **235**

PMR MARKET EXPERTS

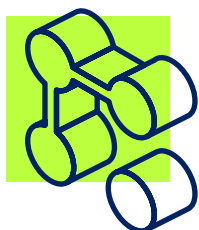
by Hume's

WE UNDERSTAND THAT DATA IS NOT JUST ABOUT NUMBERS.

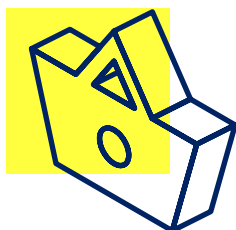
IT IS THE FOUNDATION OF THE DECISIONS SHAPING THE FUTURE OF YOUR BUSINESS.

At PMR Market Experts, we have been preparing cyclical industry reports for over 20 years, refining our sector knowledge.

Our core specialisations:



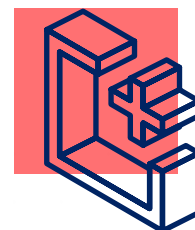
Digital & ICT



Retail



Pharma & Healthcare



Construction

Our reports are more than just a compilation of facts – **they are reliable knowledge based on proven methodology.** We combine primary and secondary data, proprietary algorithms and econometric models to provide precise information about the market, its values, growth rates, segments and key players.

We are part of **Hume's Institute** – a 360 research agency specialising in quantitative and qualitative research, forecasting and market predictions.

PMR Market Experts' data analysis and verification expertise, unique insights and proven forecasts provided by Hume's Institute give real insight and advantage to our Clients.

More than **600 clients worldwide** have already benefited from our services. We have analysed more than **5,000 brands**, operating in over **50 markets**. The trust placed in us by the major players is confirmed by the fact that we work with **70% of the prestigious Fortune 500 companies.**



tel.: +48 609 290 093
info@pmrcorporate.com
www.pmrmarketexperts.com



Krolewska 57
30-081 Krakow
Poland