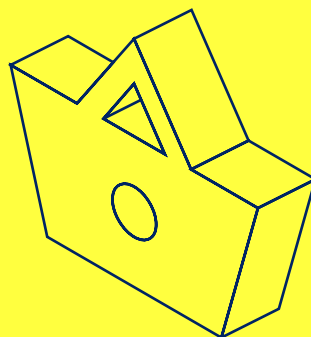


PMR RETAIL
EXPERTS

ONLINE RETAIL MARKET IN POLAND 2025

E-commerce market analysis
and development forecasts
for 2025-2030



© 1996–2025+ PMR MARKET EXPERTS



Table of contents

Executive summary » 11

Value of the online retail market in Poland » 36

Value of the market in 2021-2024 and PMR forecast for 2025-2030 » 36

Value of the market in 2021-2024, broken down into online stores, e-commerce platforms and cross-border trade, and PMR forecast for 2025-2030 » 38

Major players in the market in 2021-2025 » 40

Main trends and key factors affecting the online retail market » 44

Demand-side factors and trends » 45

Frequency of online purchases » 46

Change in online shopping frequency > 46

Reasons for changes in online shopping frequency > 46

Planned changes in online shopping frequency > 48

Reasons for planned changes in online shopping frequency > 49

E-consumers remain cautious in spending, but signs of demand recovery are emerging » 50

Young generation is changing the way we will shop online » 53

Frequency of online purchases > 53

M-commerce > 53

Omnichannel > 54

Delivery > 55

Payments > 55

Environmental trend > 56

Attitudes towards AI > 56

Product search via AI chats > 57

Influencer recommendations > 57

Omnicommerce: the key is consistency in consumer experience >>> **58**

Four in 10 e-consumers buy second-hand products online >>> **60**

Tired of being eco-conscious? Young e-consumers no longer want to be "eco" >>> **61**

Shopping via social media? Poles remain sceptical >>> **62**

Social media as a key influencing factor in purchasing decisions, but the role of influencers is declining >>> **64**

Positive experiences=positive feedback >>> **66**

End of the era of free returns >>> **67**

Subscription programmes as an effective tool for building e-consumer loyalty >>> **68**

Free delivery > delivery time >>> **70**

Supply-side factors and trends >>> **71**

Chinese platforms on the offensive – is Temu really a threat to Allegro? >>> **71**

Will ChatGPT become a sales platform? >>> **73**

Shoppertainment: TikTok Shop may reshape Polish e-commerce >>> **75**

Marketplace boom or is the channel entering a phase of transformation? >>> **76**

Number of parcel lockers has nearly doubled in just two years >>> **78**

Zabka as a growing e-commerce logistics partner >>> **81**

Will Paczkomat+ revolutionise the e-grocery market? >>> **82**

Technological factors and trends >>> **83**

Number of online shoppers has surpassed 20 million >>> **84**

Mobile-first generations – young e-consumers drive smartphone shopping >>> **85**

Super apps in Poland: local adaptation of the Asian model >>> **86**

Autonomous deliveries of the future still in pilot phase >>> **87**

All sins of e-commerce – which solutions irritate consumers the most? >>> **89**

Macroeconomic and demographic factors >>> **91**

General macroeconomic outlook >>> **91**

Overall price growth rate >>> **92**

Labour market situation in Poland >>> **93**

Population's financial situation >>> **94**

Demographics >>> **95**

Legal factors >> 95

E-commerce platform sales tax >> 96

Chinese platforms under EU scrutiny >> 97

Will online alcohol sales be banned? >> 98

AI Act – first regulations governing the use of AI in commerce >> 98

E-commerce under greater regulatory control >> 99

Characteristics of the Polish e-consumer >> 100

E-consumer profile >> 100

E-consumer overall >> 100

E-consumer – online stores >> 101

E-consumer – e-commerce platforms >> 102

E-consumer – cross-border trade >> 103

Frequency of online shopping >> 105

E-consumer experience >> 106

Main shopping missions carried out in individual channels >> 107

Devices used to shop online >> 108

Forms of delivery >> 109

Payment methods >> 111

Forms of promotion >> 114

Analysis of product categories in the online retail market in Poland >> 115

Value of the market in 2021-2024, by category, and PMR forecast for 2025-2030 >> 115

Total market value >> 115

Online stores >> 118

E-commerce platforms >> 120

Cross-border trade >> 122

Analysis of selected major product categories >> 123

Home appliances, consumer electronics and digital media >> 123

Value of the category in 2021-2024 and PMR forecast for 2025-2030 > 123

Value of the category in 2021-2024, broken down into online stores, e-commerce platforms and cross-border trade, and PMR forecast for 2025-2030 > 125

E-consumer characteristics > 126

Penetration of e-shopping > 126

Product categories purchased online > 127

Devices used for shopping > 127

Frequency of online purchases > 128

Purchasing process > 129

Place to search for information before purchasing > 131

Socio-demographic profile > 132

Major players in the category in 2021-2025 > 133

Clothing and footwear >> 136

Value of the category in 2021-2024 and PMR forecast for 2025-2030 > 136

Value of the category in 2021-2024, broken down into online stores, e-commerce platforms and cross-border trade, and PMR forecast for 2025-2030 > 136

E-consumer characteristics > 138

Penetration of e-shopping > 138

Product categories purchased online > 139

Devices used for shopping > 139

Frequency of online purchases > 140

Purchasing process > 141

Place to search for information before purchasing > 142

Socio-demographic profile > 143

Major players in the category in 2021-2025 > 144

Home furnishings >> 147

Value of the category in 2021-2024 and PMR forecast for 2025-2030 > 147

Value of the category in 2021-2024, broken down into online stores, e-commerce platforms and cross-border trade, and PMR forecast for 2025-2030 > 148

- E-consumer characteristics > **150**
 - Penetration of e-shopping > **150**
 - Product categories purchased online > **151**
 - Devices used for shopping > **151**
 - Frequency of online purchases > **152**
 - Purchasing process > **153**
 - Place to search for information before purchasing > **155**
 - Socio-demographic profile > **156**
- Major players in the category in 2021-2025 > **157**

Automotive products >> **160**

- Value of the category in 2021-2024 and PMR forecast for 2025-2030 > **160**
- Value of the category in 2021-2024, broken down into online stores, e-commerce platforms and cross-border trade, and PMR forecast for 2025-2030 > **161**
- E-consumer characteristics > **163**
 - Penetration of e-shopping > **163**
 - Product categories purchased online > **163**
 - Devices used for shopping > **164**
 - Frequency of online purchases > **165**
 - Purchasing process > **165**
 - Place to search for information before purchasing > **167**
 - Socio-demographic profile > **168**
- Major players in the category in 2021-2025 > **169**

DIY products >> **171**

- Value of the category in 2021-2024 and PMR forecast for 2025-2030 > **171**
- Value of the category in 2021-2024, broken down into online stores, e-commerce platforms and cross-border trade, and PMR forecast for 2025-2030 > **172**
- E-consumer characteristics > **174**
 - Penetration of e-shopping > **174**
 - Product categories purchased online > **175**
 - Frequency of online purchases > **176**
 - Purchasing process > **177**

Place to search for information before purchasing > **178**

Socio-demographic profile > **179**

Major players in the category in 2021-2025 > **180**

Cosmetics >> **183**

Value of the category in 2021-2024 and PMR forecast for 2025-2030 > **183**

Value of the category in 2021-2024, broken down into online stores, e-commerce platforms and cross-border trade, and PMR forecast for 2025-2030 > **183**

E-consumer characteristics > **185**

Penetration of e-shopping > **186**

Product categories purchased online > **186**

Devices used for shopping > **187**

Frequency of online purchases > **187**

Purchasing process > **188**

Place to search for information before purchasing > **189**

Socio-demographic profile > **190**

Major players in the category in 2021-2025 > **191**

Pet products >> **193**

Value of the category in 2021-2024 and PMR forecast for 2025-2030 > **193**

Value of the category in 2021-2024, broken down into online stores, e-commerce platforms and cross-border trade, and PMR forecast for 2025-2030 > **194**

E-consumer characteristics > **195**

Penetration of e-shopping > **196**

Product categories purchased online > **196**

Devices used for shopping > **196**

Frequency of online purchases > **197**

Purchasing process > **198**

Place to search for information before purchasing > **200**

Socio-demographic profile > **201**

Major players in the category in 2021-2025 > **202**

Books and multimedia >> **204**

Value of the category in 2021-2024 and PMR forecast for 2025-2030 > **204**

Value of the category in 2021-2024, broken down into online stores, e-commerce platforms and cross-border trade, and PMR forecast for 2025-2030 > **205**

E-consumer characteristics > **207**

Penetration of e-shopping > **207**

Product categories purchased online > **208**

Devices used for shopping > **208**

Frequency of online purchases > **209**

Purchasing process > **210**

Place to search for information before purchasing > **211**

Socio-demographic profile > **212**

Major players in the category in 2021-2025 > **213**

Food products >> **216**

Value of the category in 2021-2024 and PMR forecast for 2025-2030 > **216**

Value of the category in 2021-2024, broken down into online stores, e-commerce platforms and cross-border trade, and PMR forecast for 2025-2030 > **216**

E-consumer characteristics > **218**

Penetration of e-shopping > **218**

Product categories purchased online > **219**

Devices used for shopping > **219**

Frequency of online purchases > **220**

Purchasing process > **221**

Place to search for information before purchasing > **222**

Socio-demographic profile > **223**

Major players in the category in 2021-2025 > **224**

Methodology of the report >> **228**

List of graphs and tables >> **242**

About PMR >> **255**

List of graphs and tables

Value of the online retail market in Poland » 36

Value (PLN m) and change (% YoY) of the online retail market in Poland, 2021-2030 » 38

Value of the online retail market in Poland (PLN m), broken down into online stores, e-commerce platforms and cross-border trade, 2021-2030 » 38

Growth rate of the online retail market in Poland (% YoY), broken down into online stores, e-commerce platforms and cross-border trade, 2022-2030 » 39

Shares of online stores, e-commerce platforms and cross-border trade in the value of the online retail market in Poland (%), 2021-2030 » 39

Estimated sales value of the major players in the online retail market in Poland (PLN m), 2021-2025 » 41

Change in the estimated sales value of the major players in the online retail market in Poland (% YoY), 2021-2025 » 41

Estimated shares of the major players in the online retail market in Poland (%), 2021-2025 » 42

Degree of concentration in the online retail market in Poland (%), 2021-2025 » 43

Main trends and key factors affecting the online retail market » 44

Main factors and trends influencing the online retail market in Poland, 2023-2030 » 45

Impact of demand-side factors and trends on the value of the online retail market in Poland, 2023-2030 » 45

Change in online shopping frequency (%), 2025 » 46

Reasons for shopping online less often (%), 2025 » 47

Reasons for shopping online more often (%), 2025 » 48

Planned change in online shopping frequency (%), 2025 » 48

Reasons for planned lower frequency of online shopping (%), 2025 » 49

Reasons for planned higher frequency of online shopping (%), 2025 » 50

Impact of inflation on e-consumer decisions (%), 2022-2025 » 51

Product categories on which e-consumers are cutting spending (%), 2022-2025 » 51

Product categories on which e-consumers are reducing their spending in the first place (%), 2022-2025 >> **52**

Frequency of online shopping (%), Generation Z vs all e-consumers, 2025 >> **53**

Devices used for online shopping: mobile vs desktop (%), Generation Z vs all e-consumers, 2025 >> **54**

Shopping habits of e-consumers: online vs offline (%), Generation Z vs all e-consumers, 2025 >> **54**

Delivery methods chosen by e-consumers during online shopping (%), Generation Z vs all e-consumers, 2025 >> **55**

Most frequently chosen payment methods by e-consumers during online shopping (%), Generation Z vs all e-consumers, 2025 >> **55**

Attitudes of e-consumers towards selected pro-environmental behaviours (%), Generation Z vs all e-consumers, 2025 >> **56**

Attitudes of e-consumers towards selected situations during online shopping (%), Generation Z vs all e-consumers, 2025 >> **56**

Methods of product search during online shopping (%), Generation Z vs all e-consumers, 2025 >> **57**

Attitudes towards product recommendations by influencers (%), Generation Z vs all e-consumers, 2025 >> **58**

Shopping habits of e-consumers (%), online vs offline, 2025 >> **58**

Attitudes of e-consumers towards omnichannel shopping (%), 2022-2025 >> **60**

Percentage of e-consumers buying second-hand products online (%), 2024-2025 >> **61**

Motivations for purchasing second-hand products among e-consumers (%), 2024-2025 >> **61**

Attitudes of e-consumers towards selected pro-environmental behaviours (%), 2023-2025 >> **62**

Use of social selling by e-consumers (%), 2022-2025 >> **63**

Use of live streaming by e-consumers (%), 2022-2025 >> **63**

Top 10 product categories purchased through social selling/live streaming (%), 2022-2025 >> **64**

Attitudes of e-consumers towards product recommendations by influencers (%), 2022-2025 >> **65**

Reference to social media information or reviews when shopping online (%), by product category, 2025 >> **65**

Attitudes of e-consumers towards opinions on online stores (%), 2024-2025 >>> **66**

I am likely to abandon a purchase if the store does not offer free product returns (%), 2025 >>> **68**

Loyalty programmes such as Allegro Smart, Media Expert Plus or Empik Premium make me more likely to shop at the store/platform where I have an active subscription programme (%), 2025 >>> **69**

Subscription programmes held by e-consumers (%), 2025 >>> **69**

Attitudes of e-consumers towards delivery options (%), 2022-2025 >>> **70**

Impact of supply-side factors and trends on the value of the online retail market in Poland, 2023-2030 >>> **71**

Number of users (real users, million): Allegro vs Chinese e-commerce platforms, H1 2025 >>> **71**

Average time spent on the website (ATS): Allegro vs Chinese e-commerce platforms, H1 2025 >>> **72**

Top advertisers by number of ads in the Meta ecosystem in Poland (thousand), 2025 >>> **72**

Chinese E-commerce Platforms: strengths and weaknesses, 2025 >>> **73**

Methods of product search during online shopping (%), 2025 >>> **74**

Methods of product search during online shopping: I type a query into an AI chat (%), penetration in selected socio-demographic groups, 2025 >>> **74**

Attitudes of e-consumers towards chats or bots as shopping assistants (%), 2025 >>> **75**

Attitudes of e-consumers towards live shopping in the TikTok app (%), 2025 >>> **75**

Popularity of shopping at selected sellers combining online store and marketplace in Poland (%), 2024-2025 >>> **77**

Awareness of e-consumers regarding purchases through online stores and/or marketplaces for selected sellers (%), 2025 >>> **78**

E-consumers choosing parcel locker delivery (%), 2022-2025 >>> **79**

Number (thousand) of parcel lockers in Poland and its change (% YoY), 2019-2025 >>> **80**

Number of parcel lockers of the largest operators in Poland (thousand), July 2025 >>> **80**

E-consumers choosing parcel delivery to pickup points (%), 2022-2025 >>> **81**

Most popular grocery shopping locations in Poland (%), by store, 2021-2025 >>> **82**

Attitudes of e-consumers towards collecting online grocery orders from Lodowkomat – a refrigerated parcel locker (%), 2025 >>> **83**

Impact of technological factors and trends on the value of the online retail market in Poland, 2023-2030 » **83**

Percentage of internet users and share of online shoppers in different age groups in Poland (%), 2021-2030 » **84**

Number of internet users and number of online shoppers in different age groups in Poland (million), 2021-2030 » **84**

Online shopping devices used by e-consumers: mobile vs desktop (%), by age and generation, 2025 » **86**

Frequency of online shopping via smartphone among e-consumers (%), by gender, age and generation, 2025 » **86**

Attitudes of e-consumers towards drone deliveries (%), 2023-2025 » **88**

Attitudes of e-consumers towards robot deliveries (%), 2024-2025 » **89**

Attitudes of e-consumers towards selected situations during online shopping (%), 2025 » **90**

Impact of macroeconomic and demographic factors on the online retail market in Poland, 2023-2030 » **91**

GDP per capita and real GDP change in Poland, 2021-2030 » **91**

CPI inflation in Poland (% YoY), 2021-2030 » **92**

Unemployment rate and real change in average monthly gross wage in Poland, 2021-2030 » **93**

Real change of household disposable income in Poland and private consumption (% YoY), 2021-2030 » **94**

Number of residents in Poland, share of individual demographic groups and number of residents including refugees from Ukraine, 2021-2030 » **95**

Key legal regulations for the online retail market in Poland, 2024+ » **95**

Impact of legal factors on the value of the online retail market in Poland, 2023-2030 » **96**

Characteristics of the Polish e-consumer » **100**

Structure of the total e-consumer population (%), by selected socio-demographic characteristics, 2025 » **101**

Structure of the e-consumer population shopping in online stores (%), by selected socio-demographic characteristics, 2025 » **102**

Structure of the e-consumer population shopping on e-commerce platforms (%), by selected socio-demographic characteristics, 2025 » **103**

Structure of the e-consumer population shopping cross-border (%), by selected socio-demographic characteristics, 2025 >>> **104**

Frequency of online shopping among e-consumers (%), 2022-2025 >>> **106**

Period of online shopping activity among e-consumers (%), 2023-2025 >>> **107**

Main shopping missions carried out in the online store channel by e-consumers (%), 2025 >>> **108**

Main shopping missions carried out in the e-commerce platform channel by e-consumers (%), 2025 >>> **108**

Main shopping missions carried out in the cross-border channel by e-consumers (%), 2025 >>> **108**

Devices used by Poles to buy products online (%), 2022-2025 >>> **109**

Delivery methods chosen by e-consumers when shopping online (%), 2022-2025 >>> **110**

Delivery methods most commonly chosen by e-consumers when shopping online (%), 2025 >>> **111**

Payment methods chosen by e-consumers when shopping online (%), 2022-2025 >>> **112**

Payment methods most commonly chosen by e-consumers when shopping online (%), 2025 >>> **113**

I am willing to choose another store if the payment method I prefer is unavailable (%), 2022-2025 >>> **113**

Attitudes of e-consumers towards prices and forms of promotion (%), 2022-2025 >>> **114**

Analysis of product categories in the online retail market in Poland >>> 115

Value of the online retail market in Poland (PLN m), by product category, 2021-2030 >>> **116**

Change in the value of the online retail market in Poland (% YoY), by product category, 2022-2030 >>> **116**

Shares of individual product categories in the value of the online retail market in Poland (%), 2021-2030 >>> **117**

Value of the online retail market in online stores in Poland (PLN m), by product category, 2021-2030 >>> **118**

Share of online stores in the value of the online retail market (%), by product category, 2021-2030 >>> **119**

Value of the online retail market on e-commerce platforms in Poland (PLN m), by product category, 2021-2030 >>> **120**

Share of e-commerce platforms in the value of the online retail market (%), by product category, 2021-2030 >> **121**

Value of the cross-border online retail market in Poland (PLN m), by product category, 2021-2030 >> **122**

Share of cross-border trade in the value of the online retail market (%), by product category, 2021-2030 >> **123**

Value (PLN m) and change (% YoY) of the online retail market for home appliances, consumer electronics and digital media in Poland, 2021-2030 >> **124**

Value of the online retail market for home appliances, consumer electronics and digital media in online stores, on e-commerce platforms and cross-border in Poland (PLN m), 2021-2030 >> **125**

Shares of online stores, e-commerce platforms and cross-border trade in the value of the online retail market for home appliances, consumer electronics and digital media in Poland (%), 2021-2030 >> **125**

Growth rate of the online retail market for home appliances, consumer electronics and digital media in online stores, on e-commerce platforms and cross-border in Poland (% YoY), 2022-2030 >> **126**

Percentage of consumers making online purchases of home appliances, consumer electronics and digital media (%), 2021-2025 >> **126**

Home appliances, consumer electronics and digital media purchased online by e-consumers (%), 2023-2025 >> **127**

Devices used by e-consumers to buy home appliances, consumer electronics and digital media online (%), 2023-2025 >> **128**

Frequency of e-consumers' online purchases of home appliances, consumer electronics and digital media (%), 2023-2025 >> **129**

Shares of e-consumers' offline and online purchases of home appliances, consumer electronics and digital media (%), 2023-2025 >> **130**

Purchasing process of consumers buying home appliances, consumer electronics and digital media (%), both online and offline, 2023-2025 >> **131**

Places where e-consumers seek opinions or information when buying home appliances, consumer electronics and digital media online (%), 2025 >> **131**

Structure of e-consumers buying home appliances, consumer electronics and digital media online (%), by selected socio-demographic characteristics, 2025 >> **132**

Estimated sales value of the major players in the online retail market for home appliances, consumer electronics and digital media in Poland (PLN m), 2021-2025 >> **134**

Change in the estimated sales value of the major players in the online retail market for home appliances, consumer electronics and digital media in Poland (% YoY), 2021-2025 >>> **134**

Estimated shares of the major players in the online retail market for home appliances, consumer electronics and digital media in Poland (%), 2021-2025 >>> **135**

Degree of concentration in the online retail market for home appliances, consumer electronics and digital media in Poland (%), 2021-2025 >>> **135**

Value (PLN m) and change (% YoY) of the online retail market for clothing and footwear in Poland, 2021-2030 >>> **136**

Value of the online retail market for clothing and footwear in online stores, on e-commerce platforms and cross-border in Poland (PLN m), 2021-2030 >>> **137**

Shares of online stores, e-commerce platforms and cross-border trade in the value of the online retail market for clothing and footwear in Poland (%), 2021-2030 >>> **137**

Growth rate of the online retail market for clothing and footwear in online stores, on e-commerce platforms and cross-border in Poland (% YoY), 2022-2030 >>> **138**

Percentage of consumers making online purchases of clothing and footwear (%), 2021-2025 >>> **138**

Clothing and footwear purchased online by e-consumers (%), 2023-2025 >>> **139**

Devices used by e-consumers to buy clothing and footwear online (%), 2023-2025 >>> **140**

Frequency of e-consumers' online purchases of clothing and footwear (%), 2023-2025 >>> **141**

Shares of e-consumers' offline and online purchases of clothing and footwear (%), 2023-2025 >>> **141**

Purchasing process of consumers buying clothing and footwear (%), both online and offline, 2023-2025 >>> **142**

Places where e-consumers seek opinions or information when buying clothing and footwear online (%), 2025 >>> **143**

Structure of e-consumers buying clothing and footwear online (%), by selected socio-demographic characteristics, 2025 >>> **143**

Estimated sales value of the major players in the online retail market for clothing and footwear in Poland (PLN m), 2021-2025 >>> **145**

Change in the estimated sales value of the major players in the online retail market for clothing and footwear in Poland (% YoY), 2021-2025 >>> **145**

Estimated shares of the major players in the online retail market for clothing and footwear in Poland (%), 2021-2025 >>> **146**

Degree of concentration in the online retail market for clothing and footwear in Poland (%), 2021-2025 >> **146**

Value (PLN m) and change (% YoY) of the online retail market for home furnishings in Poland, 2021-2030 >> **148**

Value of the online retail market for home furnishings in online stores, on e-commerce platforms and cross-border in Poland (PLN m), 2021-2030 >> **149**

Shares of online stores, e-commerce platforms and cross-border trade in the value of the online retail market for home furnishings in Poland (%), 2021-2030 >> **149**

Growth rate of the online retail market for home furnishings in online stores, on e-commerce platforms and cross-border in Poland (% YoY), 2022-2030 >> **150**

Percentage of consumers making online purchases of home furnishings (%), 2021-2025 >> **150**

Home furnishings purchased online by e-consumers (%), 2023-2025 >> **151**

Devices used by e-consumers to buy home furnishings online (%), 2023-2025 >> **152**

Frequency of e-consumers' online purchases of home furnishings (%), 2023-2025 >> **153**

Shares of e-consumers' offline and online purchases of home furnishings (%), 2023-2025 >> **154**

Purchasing process of consumers buying home furnishings (%), both online and offline, 2023-2025 >> **155**

Places where e-consumers seek opinions or information when buying home furnishings online (%), 2025 >> **155**

Structure of e-consumers buying home furnishings online (%), by selected socio-demographic characteristics, 2025 >> **156**

Estimated sales value of the major players in the online retail market for home furnishings in Poland (PLN m), 2021-2025 >> **158**

Change in the estimated sales value of the major players in the online retail market for home furnishings in Poland (% YoY), 2021-2025 >> **158**

Estimated shares of the major players in the online retail market for home furnishings in Poland (%), 2021-2025 >> **159**

Degree of concentration in the online retail market for home furnishings in Poland (%), 2021-2025 >> **159**

Value (PLN m) and change (% YoY) of the online retail market for automotive products in Poland, 2021-2030 >> **161**

Value of the online retail market for automotive products in online stores, on e-commerce platforms and cross-border in Poland (PLN m), 2021-2030 >>> **162**

Shares of online stores, e-commerce platforms and cross-border trade in the value of the online retail market for automotive products in Poland (%), 2021-2030 >>> **162**

Growth rate of the online retail market for automotive products in online stores, on e-commerce platforms and cross-border in Poland (% YoY), 2022-2030 >>> **162**

Percentage of consumers making online purchases of automotive products (%), 2021-2025 >>> **163**

Automotive products purchased online by e-consumers (%), 2023-2025 >>> **163**

Devices used by e-consumers to buy automotive products online (%), 2023-2025 >>> **164**

Frequency of e-consumers' online purchases of automotive products (%), 2023-2025 >>> **165**

Shares of e-consumers' offline and online purchases of automotive products (%), 2023-2025 >>> **166**

Purchasing process of consumers buying automotive products (%), both online and offline, 2023-2025 >>> **167**

Places where e-consumers seek opinions or information when buying automotive products online (%), 2025 >>> **167**

Structure of e-consumers buying automotive products online (%), by selected socio-demographic characteristics, 2025 >>> **168**

Estimated sales value of the major players in the online retail market for automotive products in Poland (PLN m), 2021-2025 >>> **169**

Change in the estimated sales value of the major players in the online retail market for automotive products in Poland (% YoY), 2021-2025 >>> **170**

Estimated shares of the major players in the online retail market for automotive products in Poland (%), 2021-2025 >>> **170**

Degree of concentration in the online retail market for automotive products in Poland (%), 2021-2025 >>> **171**

Value (PLN m) and change (% YoY) of the online retail market for DIY products in Poland, 2021-2030 >>> **172**

Value of the online retail market for DIY products in online stores, on e-commerce platforms and cross-border in Poland (PLN m), 2021-2030 >>> **173**

Shares of online stores, e-commerce platforms and cross-border trade in the value of the online retail market for DIY products in Poland (%), 2021-2030 >>> **173**

Growth rate of the online retail market for DIY products in online stores, on e-commerce platforms and cross-border in Poland (% YoY), 2022-2030 >>> **174**

Percentage of consumers making online purchases of DIY products (%), 2021-2025 >>> **174**

DIY products purchased online by e-consumers (%), 2023-2025 >>> **175**

Devices used by e-consumers to buy DIY products online (%), 2023-2025 >>> **176**

Frequency of e-consumers' online purchases of DIY products (%), 2023-2025 >>> **176**

Shares of e-consumers' offline and online purchases of DIY products (%), 2023-2025 >>> **177**

Purchasing process of consumers buying DIY products (%), both online and offline, 2023-2025 >>> **178**

Places where e-consumers seek opinions or information when buying DIY products online (%), 2025 >>> **178**

Structure of e-consumers buying DIY products online (%), by selected socio-demographic characteristics, 2025 >>> **179**

Estimated sales value of the major players in the online retail market for DIY products in Poland (PLN m), 2021-2025 >>> **181**

Change in the estimated sales value of the major players in the online retail market for DIY products in Poland (% YoY), 2021-2025 >>> **181**

Estimated shares of the major players in the online retail market for DIY products in Poland (%), 2021-2025 >>> **182**

Degree of concentration in the online retail market for DIY products in Poland (%), 2021-2025 >>> **182**

Value (PLN m) and change (% YoY) of the online retail market for cosmetics in Poland, 2021-2030 >>> **183**

Value of the online retail market for cosmetics in online stores, on e-commerce platforms and cross-border in Poland (PLN m), 2021-2030 >>> **184**

Shares of online stores, e-commerce platforms and cross-border trade in the value of the online retail market for cosmetics in Poland (%), 2021-2030 >>> **185**

Growth rate of the online retail market for cosmetics in online stores, on e-commerce platforms and cross-border in Poland (% YoY), 2022-2030 >>> **185**

Percentage of consumers making online purchases of cosmetics (%), 2021-2025 >>> **186**

Cosmetics purchased online by e-consumers (%), 2023-2025 >>> **186**

Devices used by e-consumers to buy cosmetics online (%), 2023-2025 >>> **187**

Frequency of e-consumers' online purchases of cosmetics (%), 2023-2025 >>> **188**

- Shares of e-consumers' offline and online purchases of cosmetics (%), 2023-2025 >>> **188**
- Purchasing process of consumers buying cosmetics (%), both online and offline, 2023-2025 >>> **189**
- Places where e-consumers seek opinions or information when buying cosmetics online (%), 2025 >>> **189**
- Structure of e-consumers buying cosmetics online (%), by selected socio-demographic characteristics, 2025 >>> **190**
- Estimated sales value of the major players in the online retail market for cosmetics in Poland (PLN m), 2021-2025 >>> **191**
- Change in the estimated sales value of the major players in the online retail market for cosmetics in Poland (% YoY), 2021-2025 >>> **192**
- Estimated shares of the major players in the online retail market for cosmetics in Poland (%), 2021-2025 >>> **192**
- Degree of concentration in the online retail market for cosmetics in Poland (%), 2021-2025 >>> **193**
- Value (PLN m) and change (% YoY) of the online retail market for pet products in Poland, 2021-2030 >>> **194**
- Value of the online retail market for pet products in online stores, on e-commerce platforms and cross-border in Poland (PLN m), 2021-2030 >>> **194**
- Shares of online stores, e-commerce platforms and cross-border trade in the value of the online retail market for pet products in Poland (%), 2021-2030 >>> **195**
- Growth rate of the online retail market for pet products in online stores, on e-commerce platforms and cross-border in Poland (% YoY), 2022-2030 >>> **195**
- Percentage of consumers making online purchases of pet products (%), 2021-2025 >>> **196**
- Pet products purchased online by e-consumers (%), 2023-2025 >>> **196**
- Devices used by e-consumers to buy pet products online (%), 2023-2025 >>> **197**
- Frequency of e-consumers' online purchases of pet products (%), 2023-2025 >>> **198**
- Shares of e-consumers' offline and online purchases of pet products (%), 2023-2025 >>> **199**
- Purchasing process of consumers buying pet products (%), both online and offline, 2023-2025 >>> **200**
- Places where e-consumers seek opinions or information when buying pet products online (%), 2025 >>> **200**
- Structure of e-consumers buying pet products online (%), by selected socio-demographic characteristics, 2025 >>> **201**

Estimated sales value of the major players in the online retail market for pet products in Poland (PLN m), 2021-2025 >>> **202**

Change in the estimated sales value of the major players in the online retail market for pet products in Poland (% YoY), 2021-2025 >>> **202**

Estimated shares of the major players in the online retail market for pet products in Poland (%), 2021-2025 >>> **203**

Degree of concentration in the online retail market for pet products in Poland (%), 2021-2025 >>> **203**

Value (PLN m) and change (% YoY) of the online retail market for books and multimedia in Poland, 2021-2030 >>> **204**

Value of the online retail market for books and multimedia in online stores, on e-commerce platforms and cross-border in Poland (PLN m), 2021-2030 >>> **206**

Shares of online stores, e-commerce platforms and cross-border trade in the value of the online retail market for books and multimedia in Poland (%), 2021-2030 >>> **206**

Growth rate of the online retail market for books and multimedia in online stores, on e-commerce platforms and cross-border in Poland (% YoY), 2022-2030 >>> **207**

Percentage of consumers making online purchases of books and multimedia (%), 2021-2025 >>> **207**

Books and multimedia purchased online by e-consumers (%), 2023-2025 >>> **208**

Devices used by e-consumers to buy books and multimedia online (%), 2023-2025 >>> **209**

Frequency of e-consumers' online purchases of books and multimedia (%), 2023-2025 >>> **209**

Shares of e-consumers' offline and online purchases of books and multimedia (%), 2023-2025 >>> **210**

Purchasing process of consumers buying books and multimedia (%), both online and offline, 2023-2025 >>> **211**

Places where e-consumers seek opinions or information when buying books and multimedia online (%), 2025 >>> **211**

Structure of e-consumers buying books and multimedia online (%), by selected socio-demographic characteristics, 2025 >>> **212**

Estimated sales value of the major players in the online retail market for books and multimedia in Poland (PLN m), 2021-2025 >>> **214**

Change in the estimated sales value of the major players in the online retail market for books and multimedia in Poland (% YoY), 2021-2025 >>> **214**

Estimated shares of the major players in the online retail market for books and multimedia in Poland (%), 2021-2025 >> **215**

Degree of concentration in the online retail market for books and multimedia in Poland (%), 2021-2025 >> **215**

Value (PLN m) and change (% YoY) of the online retail market for food products in Poland, 2021-2030 >> **216**

Value of the online retail market for food products in online stores, on e-commerce platforms and cross-border in Poland (PLN m), 2021-2030 >> **217**

Shares of online stores, e-commerce platforms and cross-border trade in the value of the online retail market for food products in Poland (%), 2021-2030 >> **217**

Growth rate of the online retail market for food products in online stores, on e-commerce platforms and cross-border in Poland (% YoY), 2022-2030 >> **218**

Percentage of consumers making online purchases of food products (%), 2021-2025 >> **218**

Food products purchased online by e-consumers (%), 2023-2025 >> **219**

Devices used by e-consumers to buy food products online (%), 2023-2025 >> **220**

Frequency of e-consumers' online purchases of food products (%), 2023-2025 >> **221**

Shares of e-consumers' offline and online purchases of food products (%), 2023-2025 >> **221**

Purchasing process of consumers buying food products (%), both online and offline, 2023-2025 >> **222**

Places where e-consumers seek opinions or information when buying food products online (%), 2025 >> **223**

Structure of e-consumers buying food products online (%), by selected socio-demographic characteristics, 2025 >> **223**

Estimated sales value of the major players in the online retail market for food products in Poland (PLN m), 2021-2025 >> **225**

Change in the estimated sales value of the major players in the online retail market for food products in Poland (% YoY), 2021-2025 >> **226**

Estimated shares of the major players in the online retail market for food products in Poland (%), 2021-2025 >> **226**

Degree of concentration in the online retail market for food products in Poland (%), 2021-2025 >> **227**

PMR MARKET EXPERTS

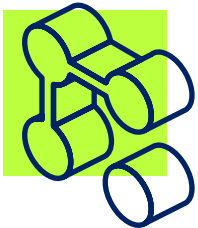
by Hume's

WE UNDERSTAND THAT DATA IS NOT JUST ABOUT NUMBERS.

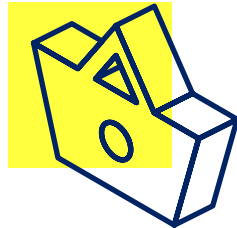
IT IS THE FOUNDATION OF THE DECISIONS SHAPING THE FUTURE OF YOUR BUSINESS.

At PMR Market Experts, we have been preparing cyclical industry reports for over 20 years, refining our sector knowledge.

Our core specialisations:



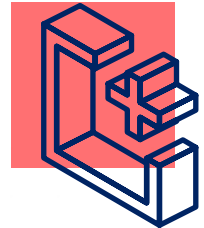
Digital & ICT



Retail



Pharma & Healthcare




Construction

Our reports are more than just a compilation of facts – **they are reliable knowledge based on proven methodology.** We combine primary and secondary data, proprietary algorithms and econometric models to provide precise information about the market, its values, growth rates, segments and key players.

We are part of **Hume's Institute** – a 360 research agency specialising in quantitative and qualitative research, forecasting and market predictions.

PMR Market Experts' data analysis and verification expertise, unique insights and proven forecasts provided by Hume's Institute give real insight and advantage to our Clients.

More than **600 clients worldwide** have already benefited from our services. We have analysed more than **5,000 brands**, operating in over **50 markets**. The trust placed in us by the major players is confirmed by the fact that we work with **70% of the prestigious Fortune 500 companies.**



tel.: +48 609 290 093
info@pmrcorporate.com
www.pmrmarketexperts.com



Krolewska 57
30-081 Krakow
Poland