




PMR HEALTHCARE
EXPERTS

NON-PRESCRIPTION PRODUCTS MARKET IN POLAND 2025

Market analysis and development
forecasts for 2025-2030



© 1996—2025+ PMR MARKET EXPERTS

Table of contents

Executive summary » 11

Value of the non-prescription products retail market in Poland in 2021-2024 and PMR forecast for 2025-2030 » 25

Assumptions behind the forecasts » 25

Overall » 26

By distribution channel » 27

By offline and online sales » 29

By pharmacy and non-pharmacy sales » 30

Main trends and key factors influencing the non-prescription products market in Poland » 32

Macroeconomic and demographic factors » 33

General macroeconomic outlook » 34

Price growth rate – overall and of dietary supplements and OTC drugs » 35

Household expenditure on medical and pharmaceutical products in Poland » 36

Population's financial situation » 36

Labour market situation in Poland » 37

Demographics » 38

Geopolitical environment » 39

Global trade tensions > 39

War in Ukraine > 40

Other risks > 40

Demand-side factors » 40

Online or offline – where do Poles buy non-prescription products? » 41

E-shopping penetration of non-prescription products vs other e-commerce categories » 43

Plans regarding purchases of non-prescription products – regular or occasional?	»	43
Role of the pharmacist more important than that of the doctor	»	44
ROPO not very popular for dietary supplements	»	48
What promotions for non-prescription products encourage customers to make a purchase the most?	»	49
Generation Z is more willing to test unknown brands	»	50
Leaflet key for buyers of OTC drugs	»	51
Internet as an important source for finding information on non-prescription products	»	52
Does sporting activity stimulate Poles' shopping activity?	»	53
More than a quarter of consumers of non-prescription products reach for collagen	»	54
Supply-side factors	»	55
Decline in the number of pharmacy outlets reduces the volume potential of the market	»	55
Relatively limited number of Rx-OTC switches	»	56
Growing importance of private labels	»	60
Every tenth drug authorised for marketing is an OTC drug	»	61
Future of subscriptions	»	62
Retail media – a tool for increasing the effectiveness of marketing activities	»	63
Technological factors	»	64
More than 20 million online shoppers	»	64
Smart production	»	66
Number of parcel lockers has nearly doubled in just two years	»	67
Offensive by Chinese platforms – is Temu really a threat to Allegro?	»	68
Will ChatGPT become a sales platform?	»	71
Shoppertainment: TikTok Shop may reshape Polish e-commerce, but will non-prescription products be affected?	»	73
Legal factors	»	73
Following the CJEU ruling: changes to the ban on pharmacy advertising are coming	»	74
Pharmacy for the Pharmacist Act	»	74
Greater supervision of the dietary supplement market?	»	75
Deposit-refund system also in pharmacies	»	76

Profile of consumers of non-prescription products » 78

Percentage of Poles buying non-prescription products » 78

Percentage of Poles buying individual non-prescription product categories » 79

Number of non-prescription product categories purchased » 81

Spontaneity when shopping for non-prescription products by category » 81

Most frequently chosen places of purchase » 82

Offline pharmacies » 82

Offline health and beauty stores » 84

Grocery store chains » 84

Online channel » 85

Places where Poles would not buy non-prescription products » 85

New and regular customers in 2025 by product category » 87

Change in the intake of non-prescription products in 2025 » 88

Shopping baskets for non-prescription products » 90

Segmentation of consumers of non-prescription products » 94

Price Pragmatists » 97

Socio-demographic characteristics » 97

Segment overview » 98

Informed Decision-makers » 99

Socio-demographic characteristics » 99

Segment overview » 100

Traditional Loyalists » 102

Socio-demographic characteristics » 102

Segment overview » 103

Distribution channels in the non-prescription products retail market in Poland » 106

Places of purchase of non-prescription products » 106

OTC drugs » **106**

Dietary supplements » **107**

Pharmacies » 109

Value of sales of non-prescription products in offline pharmacies in 2021-2024 and PMR forecast for 2025-2030 » **109**

Structure of the channel in 2021-2024, broken down into OTC drugs and dietary supplements, and PMR forecast for 2025-2030 » **110**

Number of packages of non-prescription products sold in offline pharmacies in 2021-2025 » **110**

Prices of non-prescription products in offline pharmacies in 2021-2025 » **111**

Overall > **111**

By product category > **112**

Best-selling brands of non-prescription products in offline pharmacies in 2021-2025 » **113**

Major manufacturers of non-prescription products in the pharmacy market » **116**

Ranking of major players by sales value > **116**

Ranking of major players by number of packages sold > **119**

Profile of the buyer of non-prescription products in offline pharmacies » **122**

Offline stores » 122

Value of sales of non-prescription products in offline stores in 2021-2024 and PMR forecast for 2025-2030 » **122**

Structure of the channel in 2021-2024, broken down into OTC drugs and dietary supplements, and PMR forecast for 2025-2030 » **123**

Value of sales of non-prescription products in offline stores in 2021-2024, by type of store, and PMR forecast for 2025-2030 » **124**

Profile of the buyer of non-prescription products in offline stores » **126**

Online channel » 127

Value of the online non-prescription products market in 2021-2024 and PMR forecast for 2025-2030 » **127**

Structure of the channel in 2021-2024, broken down into OTC drugs and dietary supplements,

and PMR forecast for 2025-2030 » **128**

Value of the online non-prescription products market in 2021-2024, broken down into online pharmacies, online stores and e-commerce platforms, and PMR forecast for 2025-2030 » **129**

Profile of the online buyer of non-prescription products » **131**

Analysis of product categories in the non-prescription products market in Poland » 133

Value of sales of the main categories of non-prescription products in Poland in 2022-2025 » 133

Places of purchase: Offline pharmacies are the first choice when it comes to response time » 136

Flu, cold and other infections » 137

Value of the category and structure by sales channel » **137**

Consumer characteristics and shopping behaviour » **138**

Development prospects » **145**

Analgesics and antipyretics » 146

Value of the category and structure by sales channel » **146**

Consumer characteristics and shopping behaviour » **146**

Development prospects » **154**

Digestion, gastric problems, liver and heartburn products » 155

Value of the category and structure by sales channel » **155**

Consumer characteristics and shopping behaviour » **155**

Development prospects » **164**

Vitamins and minerals » 164

Value of the category and structure by sales channel » **164**

Consumer characteristics and shopping behaviour » **164**

Development prospects » **172**

Products for muscles, bones and joints » 172

Value of the category and structure by sales channel » **172**

Consumer characteristics and shopping behaviour » **172**

Development prospects » **181**

Sore throat and hoarseness lozenges » 181

Value of the category and structure by sales channel » 181

Consumer characteristics and shopping behaviour » 182

Development prospects » 190

Blood circulation and varicose veins products, including cardiac drugs » 190

Value of the category and structure by sales channel » 190

Consumer characteristics and shopping behaviour » 190

Development prospects » 197

Probiotics » 198

Value of the category and structure by sales channel » 198

Consumer characteristics and shopping behaviour » 198

Development prospects » 205

Magnesium » 205

Value of the category and structure by sales channel » 205

Consumer characteristics and shopping behaviour » 206

Development prospects » 213

Products improving the condition of hair, skin and nails » 213

Value of the category and structure by sales channel » 213

Consumer characteristics and shopping behaviour » 214

Development prospects » 222

Vitamin D » 222

Value of the category and structure by sales channel » 222

Consumer characteristics and shopping behaviour » 223

Development prospects » 230

Nervous system products (sleep aids, tranquillisers and antidepressants) » 230

Value of the category and structure by sales channel » 230

Consumer characteristics and shopping behaviour » 230

Development prospects » 239

Sports nutrition products » 239

Value of the category and structure by sales channel » 239

Consumer characteristics and shopping behaviour » 240

Development prospects » 247

Products for the urinary tract or intimate infections » 247

Value of the category and structure by sales channel » 247

Consumer characteristics and shopping behaviour » 247

Development prospects » 255

Omega fatty acids and fish oils » 256

Value of the category and structure by sales channel » 256

Consumer characteristics and shopping behaviour » 256

Development prospects » 263

Other product categories » 264

Eye drops » 264

Consumer characteristics and shopping behaviour > 264

Development prospects > 272

CBD-based products » 272

Nicotine replacement therapy » 273

Superfoods » 274

Formula milk » 275

Methodology of the report » 277

List of graphs and tables » 287

About PMR » 305

PMR MARKET EXPERTS

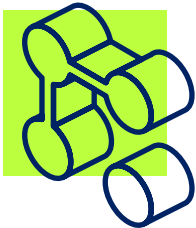
by Hume's

WE UNDERSTAND THAT DATA IS NOT JUST ABOUT NUMBERS.

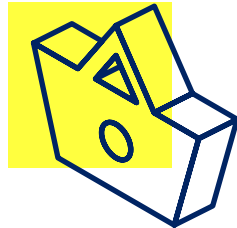
IT IS THE FOUNDATION OF THE DECISIONS SHAPING THE FUTURE OF YOUR BUSINESS.

At PMR Market Experts, we have been preparing cyclical industry reports for over 20 years, refining our sector knowledge.

Our core specialisations:



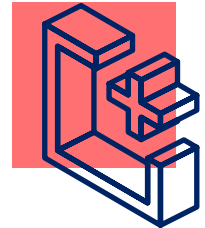
Digital & ICT



Retail



Pharma & Healthcare



Construction

Our reports are more than just a compilation of facts – **they are reliable knowledge based on proven methodology.** We combine primary and secondary data, proprietary algorithms and econometric models to provide precise information about the market, its values, growth rates, segments and key players.

We are part of **Hume's Institute** – a 360° research agency specialising in quantitative and qualitative research, forecasting and market predictions.

PMR Market Experts' data analysis and verification expertise, unique insights and proven forecasts provided by Hume's Institute give real insight and advantage to our Clients.

More than **600 clients worldwide** have already benefited from our services. We have analysed more than **5,000 brands**, operating in over **50 markets**. The trust placed in us by the major players is confirmed by the fact that we work with **70% of the prestigious Fortune 500 companies.**



tel.: +48 609 290 093
info@pmrcorporate.com
www.pmrmarketexperts.com



Krolewska 57
30-081 Krakow
Poland