



PMR RETAIL EXPERTS

CLOTHING AND FOOTWEAR RETAIL MARKET IN POLAND 2025

Market analysis and development forecasts for 2024-2029

© 1996–2025+ PMR MARKET EXPERTS

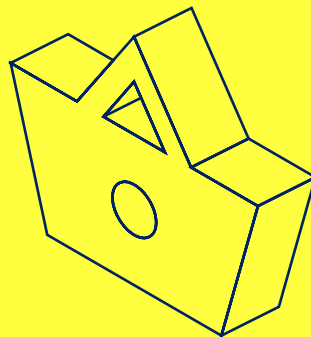


Table of contents

Executive summary » 11

Value of the clothing and footwear retail market in Poland and development forecasts up to 2030 » 32

Total value of the clothing and footwear market in 2021-2024 and PMR forecast for 2025-2030 » 33

Market value in 2021-2024, by category, and PMR forecast for 2025-2030 » 34

Key factors influencing the clothing and footwear market » 36

Macroeconomic factors » 38

General macroeconomic outlook » 38

Overall price growth rate and price index for clothing and footwear » 39

Labour market situation in Poland » 40

Population's financial situation » 41

Demographics » 42

Supply-side factors » 43

Retail parks as potential locations for clothing and footwear stores » 44

Premiumisation and repositioning of outlets in Poland » 46

One-stop shopping – growth of multibrand stores » 47

Consumers' green attitudes may be a challenge for clothing and footwear companies » 49

Price sensitivity among young consumers and the challenges of omnichannel strategy » 50

End of free returns – the industry's response to high return rates and the growing phenomenon of wardrobing » 51

Home furnishings in fashion brands' offerings – a niche addition, not a sales driver » 55

Falling number of new clothing and footwear brands and return of iconic brands » 57

Demand-side factors >> 58

- Percentage of Poles limiting spending due to inflation is declining >> **59**
- Omnicommerce in the clothing and footwear market >> **60**
- Four in 10 Poles buy clothing in non-food discount stores >> **61**
- Social media fatigue – consumers do not want to follow brand profiles and buy recommended products >> **64**
- Stable popularity of second-hand clothing, while Poles still want to be more eco friendly >> **66**
- Clothing hosting – a new chapter for fashion in chain stores >> **70**
- Convenient returns are a key criterion when choosing where to shop for clothing and footwear >> **70**
- Role of promotion in the clothing and footwear market >> **71**
- For young people, shopping is a popular way to spend their free time >> **73**
- Slow fashion losing its relevance? >> **73**
- Fashion fads or timeless styles? >> **75**
- Less is more? Shopping minimalism and the capsule wardrobe >> **77**
- Drops – a new dimension of limited-edition fashion >> **79**

Technological factors >> 80

- Virtual fitting rooms and size scanners are not revolutionising the clothing and footwear shopping experience >> **80**
- Overview of mobile applications >> **81**
- Marketplace boom or is the channel entering a phase of transformation? >> **82**
- Offensive by Asian platforms >> **84**
- Role of AI and IoT in the transformation of modern commerce >> **85**
- Self-service is gaining importance, though it remains a niche >> **86**
- ChatGPT as a clothing and footwear sales platform – low consumer interest >> **88**
- TikTok Shop: Potential or Passing Trend? >> **89**
- Fashion industry moves away from the Metaverse >> **90**

Legal factors >> 91

- E-commerce platform sales tax >> **91**
- Chinese platforms under EU scrutiny >> **91**

New regulations on textile waste segregation >> 92

New EU regulations: limiting fast fashion and combating greenwashing >> 93

AI Act – first regulations governing the use of AI in retail >> 93

Distribution channels in the clothing and footwear market in Poland >> 95

Value and market share of individual sales channels in 2021-2024 and PMR forecast for 2025-2030 >> 95

Selection criteria for the place of purchase of clothing and footwear >> 97

Offline places of purchase >> 97

Online places of purchase >> 99

Profiles of individual sales channels >> 100

Clothing and footwear store chains >> 102

Value of the clothing and footwear store channel in 2021-2024 and PMR forecast for 2025-2030 >> 102

Major players in the clothing and footwear stores channel – sales value and market share >> 104

Online channel >> 106

Value of the online retail market of clothing and footwear in 2021-2024 and PMR forecast for 2025-2030 >> 106

Value of online clothing and footwear sales, by e-stores, e-commerce platforms and cross-border trade in 2021-2024, and PMR forecast for 2025-2030 >> 107

Major players in the online channel – sales value and market share >> 109

Grocery stores >> 110

Value of the grocery store channel in 2021-2024 and PMR forecast for 2025-2030 >> 110

Major players in the grocery store channel – sales value and market share >> 112

Independent clothing and footwear stores >> 114

Open-air markets >> 115

Other channels >> 117

Value of the "Other" channel in 2021-2024 and PMR forecast for 2025-2030 >> 117

Major players in the "Other" channel – sales value and market share >> 118

Clothing market in Poland » 121

Value of the clothing market in Poland in 2021-2024 and PMR forecast for 2025-2030 » 121

Store count of clothing stores » 122

Characteristics of clothing buyers » 122

Penetration of clothing purchases » 122

Socio-demographic profile of the clothing buyer » 123

Frequency of clothing purchases » 124

Most frequently chosen places of purchase » 125

Most popular store brands » 126

Awareness of clothing brands » 127

Major players in the clothing market in 2021-2025 » 128

Description of selected clothing market segments » 131

Casual clothing » 131

Store count of casual clothing stores > 131

Major players in the casual clothing segment > 132

Most popular products in the casual clothing segment > 133

Socio-demographic profile of the casual clothing buyer > 135

Formal clothing » 136

Store count of formal clothing stores > 136

Major players in the formal clothing segment > 136

Most popular products in the formal clothing segment > 137

Socio-demographic profile of the formal clothing buyer > 139

Underwear » 141

Store count of underwear stores > 141

Major players in the underwear segment > 141

Most popular products in the underwear segment > 142

Socio-demographic profile of the underwear buyer > 144

Children's clothing >> **145**

Store count of stores with children's clothing > **145**

Major players in the children's clothing segment > **145**

Most popular products in the children's clothing segment > **147**

Socio-demographic profile of the children's clothing buyer > **149**

Sportswear >> **150**

Most popular products in the sportswear segment > **150**

Socio-demographic profile of the sportswear buyer > **151**

Footwear market in Poland >> **153**

Value of the footwear market in Poland in 2021-2024 and PMR forecast for 2025-2030 >> **153**

Store count of footwear stores >> **154**

Characteristics of footwear buyers >> **155**

Penetration of footwear purchases >> **155**

Socio-demographic profile of the footwear buyer >> **155**

Frequency of footwear purchases >> **156**

Most frequently chosen places of purchase >> **157**

Most popular store brands >> **158**

Awareness of footwear brands >> **159**

Major players in the footwear market in 2021-2025 >> **160**

Description of selected footwear market segments >> **163**

Casual footwear >> **163**

Store count of casual footwear stores > **163**

Major players in the casual footwear segment > **164**

Most popular products in the casual footwear segment > **165**

Socio-demographic profile of the casual footwear buyer > **166**

Smart footwear >> 168

Store count of smart footwear stores > **168**

Major players in the smart footwear segment > **168**

Most popular products in the smart footwear segment > **170**

Socio-demographic profile of the smart footwear buyer > **171**

Sports footwear >> 172

Most popular products in the sports footwear segment > **172**

Socio-demographic profile of the sports footwear buyer > **173**

Children's footwear >> 174

Most popular products in the children's footwear segment > **174**

Socio-demographic profile of the children's footwear buyer > **176**

Fashion accessories market in Poland >> 177

Value of the fashion accessories market in Poland in 2021-2024 and PMR forecast for 2025-2030 >> 177

Store count of fashion accessory stores >> 178

Most popular products in the fashion accessories segment >> 178

Major players in the fashion accessories market in 2021-2025 >> 180

Characteristics of fashion accessories buyers >> 182

Penetration of fashion accessories purchases >> **182**

Socio-demographic profile of the fashion accessories buyer >> **183**

Frequency of fashion accessories purchases >> **184**

Most frequently chosen places of purchase >> **184**

Major players in the clothing and footwear market in Poland >> 187

Major market players in 2021-2025 – sales value and market share >> 187

Profiles of selected major players >> 191

LPP >> **191**

H&M >> **193**

Inditex » **194**

Pepco » **195**

CCC » **196**

Deichmann » **198**

Wojas » **199**

Ochnik » **200**

Wittchen » **201**

Puccini » **202**

Methodology » 203

List of graphs and tables » 215

About PMR » 227

List of graphs and tables

Value of the clothing and footwear retail market in Poland and development forecasts up to 2030 » 32

Value (PLN m) and change (% YoY) of the clothing and footwear market in Poland, 2021-2030 » 34

Value of the individual product categories of the clothing and footwear market in Poland (PLN m), 2021-2030 » 34

Growth rate of the individual product categories of the clothing and footwear market in Poland (% YoY), 2022-2030 » 35

Shares of the individual product categories of the clothing and footwear market in Poland (%), 2021-2030 » 35

Key factors influencing the clothing and footwear market » 36

Key factors influencing the value of the clothing and footwear market in Poland, 2023-2030 » 37

Impact of macroeconomic and demographic factors on the clothing and footwear market in Poland, 2023-2030 » 38

GDP per capita and real GDP change in Poland, 2021-2030 » 38

CPI inflation and inflation in the clothing and footwear market in Poland (% YoY), 2021-2030 » 39

Average annual LFS unemployment rate and real change of average monthly gross wage in Poland, 2021-2030 » 41

Real change in household disposable income in Poland and private consumption (% YoY), 2021-2030 » 42

Number of residents in Poland, share of individual demographic groups and number of residents including refugees from Ukraine, 2021-2030 » 43

Impact of trends and supply-side factors on the value of the online retail market in Poland, 2023-2030 » 43

Largest modern completed retail projects, 2024 » 45

Largest modern retail facilities under construction, Q1 2025 » 46

- Selected largest outlet centres in Poland, 2025 >>> **47**
- Declared purchases of clothing and footwear in online multibrand stores (%), 2021-2025 >>> **48**
- Declared purchases of clothing and footwear in online multibrand stores (%), by gender and age, 2025 >>> **48**
- Declared purchases of clothing and footwear in online multibrand stores, by place of residence (%), 2025 >>> **48**
- Declared purchases of clothing and footwear in online multibrand stores, by education and income (%), 2025 >>> **49**
- Declared eco-friendly behaviour while shopping for clothing and footwear in Poland (%), 2021-2025 >>> **50**
- When buying clothing/footwear, I compare prices between offline and online stores within the same brand (%), 2025 >>> **51**
- Share of consumers who returned clothing or footwear purchased in an online store or e-commerce platform (%), by selected socio-demographic characteristics, 2025 >>> **53**
- Frequency of free returns of clothing products purchased online (%), 2025 >>> **54**
- Frequency of ordering several product sizes and returning them (%), 2025 >>> **54**
- Likelihood of abandoning an online purchase if returns are not free (%), 2025 >>> **55**
- Purchases of non-clothing items in clothing and footwear stores in Poland (%), 2025 >>> **56**
- Frequency of purchases of non-clothing items in clothing and footwear stores in Poland (%), 2025 >>> **57**
- Selected new brands that appeared on the Polish clothing and footwear market, 2022-2025 >>> **58**
- Impact of trends and demand-side factors on the value of the online retail market in Poland, 2023-2030 >>> **58**
- Impact of inflation on limiting purchases (overall) in Poland (%), 2022-2025 >>> **59**
- Percentage of Poles spending less on clothing/footwear/underwear and clothing and footwear accessories (%), 2022-2025 >>> **60**
- When shopping for clothing/footwear, I usually look for the cheapest products (%), 2021-2025 >>> **60**
- Declared attitudes towards multichannel clothing purchases (%), 2021-2025 >>> **61**
- Declared attitudes towards multichannel footwear purchases (%), 2021-2025 >>> **61**
- Purchases of clothing in non-food discount stores (%), by gender and age, 2025 >>> **62**

- Purchases of footwear in non-food discount stores (%), by gender and age, 2025 >>> **63**
- Profile of the non-food discount store sales channel, August 2025 >>> **64**
- Percentage of clothing and footwear buyers who do not follow brands on social media (%), 2021-2025 >>> **65**
- Following of social media profiles of clothing and footwear brands in Poland (%), by gender and age, 2025 >>> **65**
- Clothing and footwear purchases made under the influence of content seen in social media in Poland (%), by gender and age, 2025 >>> **65**
- Purchase of clothing and footwear from influencer-owned brands (%), by gender and age, 2025 >>> **66**
- Declared re-commerce behaviours (%), 2021-2025 >>> **68**
- Purchase of second-hand clothing and footwear (%), 2021-2025 >>> **68**
- Declared place of purchase of second-hand clothing and footwear in Poland (%), 2025 >>> **69**
- Significance of easy returns of clothing and footwear (%), 2022-2025 >>> **71**
- Use of various promotional strategies during clothing and footwear purchases in Poland (%), 2021-2025 >>> **72**
- I sometimes view clothing in offline stores or online, but only purchase them once they are discounted (%), 2024-2025 >>> **72**
- Shopping as a leisure activity (%), by selected socio-demographic characteristics, 2025 >>> **73**
- Importance of brand origin in the purchase of clothing and footwear (%), 2021-2025 >>> **74**
- I pay attention to the brand's transparent activities, e.g. clothing production in Poland (%), 2023-2025 >>> **74**
- Number of Instagram followers and its year-over-year change for selected Polish slow fashion brands, 2025 >>> **75**
- Fashion-driven shopping for clothing and footwear in Poland (%), 2021-2025 >>> **76**
- Before I make clothing/footwear purchase, I often view fashion magazines, portals, shows, blogs (%), 2021-2025 >>> **76**
- Quality-driven shopping for clothing and footwear in Poland (%), 2021-2025 >>> **77**
- When choosing clothing/footwear, I more often opt for products with a timeless style (%), 2022-2025 >>> **77**
- Minimalist shopping behaviours among clothing consumers (%), 2023-2025 >>> **78**
- Minimalist shopping behaviours among footwear consumers (%), 2023-2025 >>> **78**

- Minimalist shopping behaviours among fashion consumers (%), 2021-2025 >> **78**
- Impact of technological trends and factors on the value of the online retail market in Poland, 2023-2030 >> **80**
- Importance of the e-sizing option for clothing and footwear buyers (%), 2022-2025 >> **81**
- Fashion applications available in the market, by category, August 2025 >> **82**
- Clothing and footwear purchases on e-commerce platforms in Poland (%), 2022-2025 >> **83**
- Clothing, footwear and fashion accessories purchases on e-commerce platforms (%), by most frequently chosen platforms, 2025 >> **84**
- Use of self-checkouts or self-service return points during clothing and/or footwear purchases (%), by selected socio-demographic characteristics, 2025 >> **86**
- Impact of new shopping-facilitating technologies (e.g. self-checkouts, self-service return points) on more frequent clothing or footwear purchases (%), 2025 >> **87**
- Methods of product search during online purchases (%), 2025 >> **88**
- Attitudes of e-consumers towards chats or bots as shopping assistants during clothing and footwear purchases (%), 2025 >> **89**
- Attitudes of clothing and footwear buyers towards live shopping in the TikTok app (%), 2025 >> **90**
- Impact of legal factors on the value of online retail market in Poland, 2023-2030 >> **91**

Distribution channels in the clothing and footwear market in Poland >> 95

- Value of the clothing and footwear market in Poland (PLN m), by distribution channels, 2021-2030 >> **96**
- Shares of individual distribution channels in the clothing and footwear market in Poland (%), 2021-2030 >> **96**
- Growth rate of individual clothing and footwear distribution channels in Poland (% YoY), 2021-2030 >> **97**
- Forecast CAGR of clothing and footwear distribution channels in Poland (%), 2025-2030 >> **97**
- Selection criteria for offline places of purchase of clothing, footwear and fashion accessories (%), 2022-2025 >> **99**
- Selection criteria for online places of purchase of clothing, footwear and fashion accessories (%), 2022-2025 >> **100**
- Profiles of individual sales channels, 2025 >> **101**

Value (PLN m) and change (% YoY) of clothing and footwear sales in clothing and footwear chains in Poland, 2021-2030 >> **103**

Sales channel profile: "Offline chain store", 2025 >> **103**

Estimated sales value of the major clothing and footwear chains in Poland (PLN m), 2021-2025 >> **104**

Estimated shares of individual chains in the clothing and footwear chains channel in Poland (%), by sales value, 2021-2025 >> **105**

Estimated shares of individual clothing and footwear chains in the clothing and footwear market in Poland (%), by sales value, 2021-2025 >> **105**

Change in the estimated sales value of individual clothing and footwear chains in Poland (% YoY), 2021-2025 >> **106**

Store count of individual clothing and footwear chains in Poland, 2021-2025 >> **106**

Value (PLN m) and change (% YoY) of clothing and footwear sales in the online channel in Poland, 2021-2030 >> **107**

Value of online retail sales of clothing, footwear and accessories in online stores, on e-commerce platforms and cross-border in Poland (PLN m), 2021-2030 >> **108**

Sales channel profile: "Online channel", 2025 >> **108**

Estimated sales value of the major players in the online retail market of clothing and footwear in Poland (PLN m), 2021-2025 >> **109**

Estimated shares of the major online players in the online retail sales of clothing and footwear in Poland (%), 2021-2025 >> **109**

Estimated shares of the major online players in the clothing and footwear market in Poland (%), by sales value, 2021-2025 >> **110**

Change in the estimated sales value of the major players in the online retail market of clothing and footwear in Poland (% YoY), 2021-2025 >> **110**

Value (PLN m) and change (% YoY) of clothing and footwear sales in grocery stores in Poland, 2021-2030 >> **111**

Sales channel profile: "Grocery discount store, hypermarket, supermarket", 2025 >> **111**

Estimated sales value of clothing and footwear at the major grocery chains in Poland (PLN m), 2021-2025 >> **112**

Estimated shares of grocery chains in the grocery retailer channel in Poland (%), by sales value, 2021-2025 >> **112**

Estimated shares of individual grocery chains in the clothing and footwear market in Poland (%), by sales value, 2021-2025 >> **113**

Change in clothing and footwear sales at the major grocery chains in Poland (% YoY), 2021-2025 >>> **113**

Store count of grocery chains in Poland, 2021-2025 >>> **113**

Clothing purchases at grocery discount stores (%), by gender and age, 2023-2025 >>> **114**

Clothing purchases at grocery discount stores (%), by gender and age, 2025 >>> **114**

Value (PLN m) and change (% YoY) of sales at independent clothing and footwear stores in Poland, 2021-2030 >>> **115**

Value (PLN m) and change (% YoY) of clothing and footwear sales at open-air markets in Poland, 2021-2030 >>> **115**

Number of permanent open-air markets in Poland, 2021-2025 >>> **116**

Sales channel profile: "Open-air markets", 2025 >>> **116**

Value (PLN m) and change (% YoY) of clothing and footwear retail sales in the "Other" channel in Poland, 2021-2030 >>> **117**

Store count of chain stores in other clothing and footwear sales channels in Poland, 2021-2025 >>> **118**

Estimated sales value of the major chains in the "Other" channel in Poland (PLN m), 2021-2025 >>> **119**

Estimated shares of individual chains in the "Other" channel in Poland (%), by sales value, 2021-2025 >>> **119**

Estimated shares of individual chains from the "Other" channel in the clothing and footwear market in Poland (%), by sales value, 2021-2025 >>> **119**

Change in the estimated sales value of individual chains in the "Other" channel in Poland (% YoY), 2021-2025 >>> **120**

Store count of individual chains in the "Other" channel in Poland, 2021-2025 >>> **120**

Clothing market in Poland >>> **121**

Value (PLN m) and change (% YoY) of the clothing market in Poland, 2021-2030 >>> **122**

Store count of clothing chain stores in Poland, 2021-2025 >>> **122**

Percentage of consumers purchasing clothing (%), 2021-2025 >>> **123**

Structure of Poles buying clothing online (%), by selected demographic characteristics, 2025 >>> **123**

Frequency of clothing purchases (%), by gender and age, 2025 >>> **125**

Places of purchase of clothing (%), by gender and age, 2025 >>> **126**

- Most popular clothing store brands (%), by gender and age, 2025 >>> **127**
- Spontaneous awareness of clothing stores and brands among clothing and footwear consumers (%), by selected demographic characteristics, 2025 >>> **128**
- Estimated sales value of the major clothing groups in Poland (PLN m), 2021-2025 >>> **129**
- Change in the estimated sales value of the major clothing groups in Poland (% YoY), 2021-2025 >>> **129**
- Estimated clothing market share of the major clothing groups in Poland (%), 2021-2025 >>> **130**
- Estimated market shares of the major clothing groups in Poland (%), 2021-2025 >>> **130**
- Store count of the major clothing groups in Poland, 2021-2025 >>> **131**
- Store count of chains with casual clothing in Poland, 2021-2025 >>> **131**
- Estimated sales value of the selected major casual clothing chains in Poland (PLN m), 2021-2025 >>> **132**
- Change in the estimated sales value of the selected major casual clothing chains in Poland (% YoY), 2021-2025 >>> **132**
- Estimated market shares of the selected major casual clothing chains in Poland (%), 2021-2025 >>> **133**
- Store count of the selected major casual clothing chains in Poland, 2021-2025 >>> **133**
- Most frequently purchased products in the casual clothing segment (%), 2024-2025 >>> **134**
- Most frequently purchased products in the casual clothing segment (%), by gender and age, 2025 >>> **134**
- Structure of casual clothing buyers (%), by selected demographic characteristics, 2025 >>> **135**
- Store count of chains with formal clothing in Poland, 2021-2025 >>> **136**
- Estimated sales value of the selected major formal clothing chains in Poland (PLN m), 2021-2025 >>> **136**
- Change in the estimated sales of the selected major formal clothing chains in Poland (% YoY), 2021-2025 >>> **137**
- Estimated market shares of the selected major formal clothing chains in Poland (%), 2021-2025 >>> **137**
- Store count of the selected major formal clothing chains in Poland, 2021-2025 >>> **137**
- Most frequently purchased products in the formal clothing segment (%), 2024-2025 >>> **138**

Most frequently purchased products in the formal clothing segment (%), by gender and age, 2025 >> **139**

Most frequently purchased products in the formal clothing segment (%), by lifestyle, 2025 >> **139**

Structure of formal clothing buyers (%), by selected demographic characteristics, 2025 >> **140**

Store count of chains with underwear in Poland, 2021-2025 >> **141**

Estimated sales value of the selected major underwear chains in Poland (PLN m), 2021-2025 >> **141**

Change in the estimated sales value of the selected major underwear chains in Poland (% YoY), 2021-2025 >> **142**

Estimated market shares of the selected major underwear chains in Poland (%), 2021-2025 >> **142**

Store count of the selected major underwear chains in Poland, 2021-2025 >> **142**

Most frequently purchased products in the underwear segment (%), 2024-2025 >> **143**

Most frequently purchased products in the underwear segment (%), by gender and age, 2025 >> **144**

Structure of underwear buyers (%), by selected demographic characteristics, 2025 >> **144**

Store count of chains with children's clothing in Poland, 2021-2025 >> **145**

Estimated sales value of the selected major children's clothing chains in Poland (PLN m), 2021-2025 >> **146**

Change in the estimated sales value of the selected major children's clothing chains in Poland (% YoY), 2021-2025 >> **146**

Estimated market shares of the selected major children's clothing chains in Poland (%), 2021-2025 >> **146**

Store count of the selected major children's clothing chains in Poland, 2021-2025 >> **147**

Most frequently purchased products in the children's clothing segment (%), 2024-2025 >> **148**

Most frequently purchased products in the children's clothing segment (%), by gender and age, 2025 >> **148**

Most frequently purchased products in the children's clothing segment (%), by number of people and presence of children in the household, 2025 >> **149**

Structure of children's clothing buyers (%), by selected demographic characteristics, 2025 >> **149**

Most frequently purchased products in the sportswear segment (%), 2024-2025 >>> **151**

Most frequently purchased products in the sportswear segment (%), by gender and age, 2025 >>> **151**

Structure of sportswear buyers (%), by selected demographic characteristics, 2025 >>> **152**

Footwear market in Poland >>> **153**

Value (PLN m) and change (% YoY) of the footwear market in Poland, 2021-2030 >>> **154**

Store count of footwear chains in Poland, 2021-2025 >>> **154**

Percentage of consumers purchasing footwear (%), 2021-2025 >>> **155**

Structure of footwear buyers (%), by selected demographic characteristics, 2025 >>> **156**

Frequency of footwear purchases (%), by gender and age, 2025 >>> **157**

Places of purchase of footwear (%), by gender and age, 2025 >>> **158**

Footwear store brands most popular in Poland (%), by gender and age, 2025 >>> **159**

Spontaneous awareness of footwear stores and brands among Poles (%), by selected demographic characteristics, 2025 >>> **160**

Estimated sales value of the major footwear groups in Poland (PLN m), 2021-2025 >>> **161**

Change in the estimated sales value of the major footwear groups in Poland (% YoY), 2021-2025 >>> **161**

Estimated footwear market share of the major footwear groups in Poland (%), 2021-2025 >>> **162**

Estimated market shares of the major footwear groups in Poland (%), 2021-2025 >>> **162**

Store count of the major footwear groups in Poland, 2021-2025 >>> **163**

Store count of chains with casual footwear in Poland, 2021-2025 >>> **163**

Estimated sales value of the selected major casual footwear chains in Poland (PLN m), 2021-2025 >>> **164**

Change in the estimated sales value of the selected major casual footwear chains in Poland (% YoY), 2021-2025 >>> **164**

Estimated clothing and footwear market share of the selected major casual footwear chains in Poland (%), 2021-2025 >>> **164**

Store count of the selected major casual footwear chains in Poland, 2021-2025 >>> **165**

Most frequently purchased products in the casual footwear segment (%), 2024-2025 >>> **166**

Most frequently purchased products in the casual footwear segment (%), by gender and age, 2025 >> **166**

Structure of casual footwear buyers (%), by selected demographic characteristics, 2025 >> **167**

Store count of chains with smart footwear in Poland, 2021-2025 >> **168**

Estimated sales value of the selected major smart footwear chains in Poland (PLN m), 2021-2025 >> **168**

Change in the estimated sales value of the selected major smart footwear chains in Poland (% YoY), 2021-2025 >> **169**

Estimated clothing and footwear market share of the selected major smart footwear chains in Poland (%), 2021-2025 >> **169**

Store count of the selected major smart footwear chains in Poland, 2021-2025 >> **169**

Most frequently purchased products in the smart footwear segment (%), 2024-2025 >> **170**

Most frequently purchased products in the smart footwear segment (%), by gender and age, 2025 >> **171**

Structure of smart footwear buyers (%), by selected demographic characteristics, 2025 >> **171**

Most frequently purchased products in the sports footwear segment (%), 2024-2025 >> **173**

Most frequently purchased products in the sports footwear segment (%), by gender and age, 2025 >> **173**

Structure of sports footwear buyers (%), by selected demographic characteristics, 2025 >> **174**

Most frequently purchased products in the children's footwear segment (%), 2024-2025 >> **175**

Most frequently purchased products in the children's footwear segment (%), by gender and age, 2025 >> **175**

Structure of children's footwear buyers (%), by selected demographic characteristics, 2025 >> **176**

Fashion accessories market in Poland >> **177**

Value (PLN m) and change (% YoY) of the fashion accessories market in Poland, 2021-2030 >> **178**

Store count of chains with fashion accessories in Poland, 2021-2025 >> **178**

Most frequently purchased products in the fashion accessories segment (%),
2024-2025 >>> **179**

Most frequently purchased products in the fashion accessories segment (%),
by gender and age, 2025 >>> **180**

Estimated sales value of the major fashion accessories groups in Poland (PLN m),
2021-2025 >>> **181**

Change in the estimated sales value of the major fashion accessories groups in Poland (% YoY),
2021-2025 >>> **181**

Estimated fashion accessories market share of the major accessories groups in Poland (%),
2021-2025 >>> **181**

Estimated market shares of the major fashion accessories groups in Poland (%),
2021-2025 >>> **182**

Store count of the major fashion accessories groups in Poland, 2021-2025 >>> **182**

Percentage of consumers purchasing clothing and footwear accessories (%),
2021-2025 >>> **182**

Structure of fashion accessories buyers (%), by selected demographic characteristics,
2025 >>> **183**

Frequency of fashion accessories purchases (%), by gender and age, 2025 >>> **184**

Places of purchase of fashion accessories (%), by gender and age, 2025 >>> **186**

Major players in the clothing and footwear market in Poland >>> **187**

Estimated sales value of the major groups in the clothing and footwear market in Poland (PLN m),
2021-2025 >>> **188**

Change in the estimated sales value of the major groups in the clothing and footwear market
in Poland (% YoY), 2021-2025 >>> **189**

Estimated shares of the major groups in the clothing and footwear market (%),
2021-2025 >>> **189**

Store count of the major groups in the clothing and footwear market in Poland,
2021-2025 >>> **190**

Sales (PLN m) and store count of LPP in Poland, 2021-2025 >>> **191**

Sales (PLN m) and store count of H&M in Poland, 2021-2025 >>> **193**

Sales (PLN m) and store count of Inditex in Poland, 2021-2025 >>> **194**

Sales (PLN m) and store count of Pepco in Poland, 2021-2025 >>> **195**

Sales (PLN m) and store count of the CCC Group in Poland, 2021-2025	»»	196
Sales (PLN m) and store count of the Deichmann Group in Poland, 2021-2025	»»	198
Sales (PLN m) and store count of the Wojas Group in Poland, 2021-2025	»»	199
Sales (PLN m) and store count of Ochnik in Poland, 2021-2025	»»	200
Sales (PLN m) and store count of Wittchen in Poland, 2021-2025	»»	201
Sales (PLN m) and store count of Puccini in Poland, 2021-2025	»»	202

PMR MARKET EXPERTS

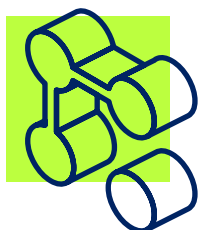
by Hume's

WE UNDERSTAND THAT DATA IS NOT JUST ABOUT NUMBERS.

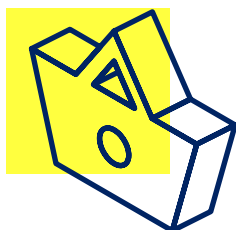
IT IS THE FOUNDATION OF THE DECISIONS SHAPING THE FUTURE OF YOUR BUSINESS.

At PMR Market Experts, we have been preparing cyclical industry reports for over 20 years, refining our sector knowledge.

Our core specialisations:



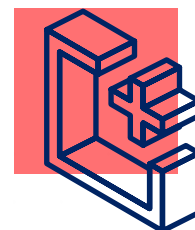
Digital & ICT



Retail



Pharma & Healthcare



Construction

Our reports are more than just a compilation of facts – **they are reliable knowledge based on proven methodology.** We combine primary and secondary data, proprietary algorithms and econometric models to provide precise information about the market, its values, growth rates, segments and key players.

We are part of **Hume's Institute** – a 360 research agency specialising in quantitative and qualitative research, forecasting and market predictions.

PMR Market Experts' data analysis and verification expertise, unique insights and proven forecasts provided by Hume's Institute give real insight and advantage to our Clients.

More than **600 clients worldwide** have already benefited from our services. We have analysed more than **5,000 brands**, operating in over **50 markets**. The trust placed in us by the major players is confirmed by the fact that we work with **70% of the prestigious Fortune 500 companies.**



tel.: +48 609 290 093
info@pmrcorporate.com
www.pmrmarketexperts.com



Krolewska 57
30-081 Krakow
Poland