




PMR CONSTRUCTION
EXPERTS

RENEWABLE ENERGY MARKET IN POLAND 2025

Market analysis and development
forecasts for 2025-2030



© 1996–2025+ PMR MARKET EXPERTS

Spis treści

Executive summary » 10

Polish PV farm market » 30

Assessment of the current situation in the PV farm market » 30

Key growth drivers and barriers to the development of PV farms » 33

Polish onshore wind farm market » 42

Assessment of the current situation in the wind farm market » 42

Key growth drivers and barriers to the development of onshore wind farms » 43

Refusal to issue conditions for connection to the electricity grid » 46

Transmission and distribution networks for connection of RES » 57

Polskie Sieci Elektroenergetyczne (PSE) » 57

PGE Dystrybucja » 58

Enea Operator » 59

Energa-Operator » 65

Tauron Dystrybucja » 66

Stoen Operator » 67

RES capacity for transmission and distribution networks in 2025-2035 » 68

Non-market redispatching of RES farms in Poland » 69

Scale of non-market redispatching of RES power in 2022-2025 (30 May 2025) » 70

Impact of forced outages » 72

Potential solutions » 73

Battery energy storage systems with an installed capacity above 50 kW » 74

- Current state of the market » 74**
- Development of battery energy storage infrastructure in 2020-2024 » 77**
- Barriers hindering the development of the energy storage industry » 77**
- Balancing mechanisms and their impact on the energy storage market » 79**
- Growth prospects » 80**
- Key players » 85**
- Potential sources of funding for battery energy storage systems » 88**

Cable pooling and direct line » 90

- Cable pooling » 91**
- Direct line » 93**

PPA market in Poland » 94

- Current state » 94**
- Examples of PPAs in Poland » 98**
- Growth prospects for the PPA market in Poland » 100**

PV farms in Poland » 102

- PV market in Poland » 102**
- Share of photovoltaics in electricity generation in Poland » 103**
- Structure of the PV market in Poland by type » 103**
- Long-term potential of photovoltaics – its place in the new energy system » 107**
- Major players in the PV farm market in Poland » 108**
 - PMR ranking: Top 25 investors in PV farms in Poland » 108**
 - Characteristics of the leading players in the PV farm market in Poland » 111**
- Largest PV farms in Poland » 117**

Onshore wind farms in Poland » 119

Onshore wind farm market in Poland » 119

Share of wind energy in electricity generation in Poland » 120

Long-term potential of onshore wind energy – its place in the energy system » 121

Major players in the onshore wind farm market in Poland » 122

PMR ranking: Top 25 investors in onshore wind farms in Poland » 122

Characteristics of the leading players in the onshore wind farm market in Poland » 125

Largest onshore wind farms in Poland » 129

Offshore wind farms in Poland » 131

Offshore wind farm market in Poland » 131

Long-term potential of offshore wind energy – its place in the energy system » 134

Characteristics of the leading players in the Polish offshore wind farm market » 136

Investments in Polish ports » 140

Offshore industry development » 141

Development forecasts for the renewable energy market in Poland in 2025-2030 » 142

Factors to influence the renewable energy market in Poland » 143

General macroeconomic outlook » 143

Electricity prices in Poland » 144

Growth rate of prices in the construction market and prices in general » 145

Interest rates » 146

Investment growth rate in Poland » 147

EU funds – Multiannual Financial Framework and the National Recovery Plan » 148

Number of companies in Poland » 149

Labour market situation in Poland » 149

Geopolitical environment » 150

Global trade tensions > **150**

War in Ukraine > **151**

Other risks > **151**

Baseline forecast for the development of the PV farm market in Poland in 2025-2030 » 151

Baseline forecast for the development of the onshore wind farm market in Poland in 2025-2030 » 153

Baseline forecast for the development of the offshore wind farm market in Poland in 2025-2030 » 154

Scenarios for the development of the renewable energy market in Poland in 2025-2030 » 155

Geopolitical environment » **155**

Electricity prices in Poland » **156**

Inflation in Poland » **156**

Interest rates in Poland » **157**

Scenarios for the development of the PV farm market in Poland in 2025-2030 » 158

Scenarios for the development of the wind farm market in Poland in 2025-2030 » 160

New players in the renewable energy market in Poland » 162

Profiles of major players in the PV and wind farm market in Poland » 166

Aberdeen Group » 166

Akuo Energy Polska Sp. z o.o. » 168

Allianz Renewable Energy Partners » 169

Better Energy » 170

Cube Green Energy » 172

Cyfrowy Polsat (ZE PAK Group) » 173

DIF Capital Partners » 174

EDP Renewables Polska Holdco S.A.	»	175
Enea S.A.	»	177
Enerco Sp. z o.o.	»	179
Energix Polska Sp. z o.o.	»	180
Engie Zielona Energia Sp. z o.o.	»	182
Equinor Polska Sp. z o.o.	»	183
ERG	»	185
Eurowind Energy Sp. z o.o.	»	186
Goldbeck Solar	»	188
Goldenpeaks Capital	»	189
ib vogt Polska Sp. z o.o.	»	190
Iberdrola Renewables Polska Sp. z o.o.	»	191
Ignitis Polska Sp. z o.o.	»	192
IKEA Retail Sp. z o.o.	»	193
Mashav Management Sp. z o.o.	»	194
Mirova	»	195
Modus Group	»	196
NextEnergy Capital	»	197
Nordic Solar	»	198
Obton Poland Sp. z o.o.	»	199
Orlen S.A. (Energa)	»	200
PAD-RES Development Sp. z o.o.	»	202
PGE Energia Odnawialna S.A.	»	203
Polenergia S.A.	»	205
Projekt Solartechnik S.A.	»	207
Qair Polska S.A.	»	209
Qualitas Energy (Q-Energy)	»	210
R.Power S.A.	»	211
RWE Renewables Poland Sp. z o.o.	»	212
Sino-CEE Fund	»	213

Stadtwerke Munchen » 214

Sunly Infra Sp. z o.o. » 215

Tauron Polska Energia S.A. » 216

TotalEnergies Renewables Poland » 218

WPD Polska Sp. z o.o. » 219

Methodology » 220

Spis grafik i tabel » 226

About PMR » 234

Spis grafik i tabel

Polish PV farm market » 30

Number and installed capacity (MW) of energy cooperatives in Poland, July 2025 » 37

Refusal to issue conditions for connection to the electricity grid » 46

Number of reported refusals to issue grid connection conditions by distribution system operators in Poland and its change (% YoY), 2019-2024 » 47

Number of reported refusals to issue grid connection conditions by distribution system operators in Poland, by voivodship, 2019-2024 » 47

Breakdown of the reasons for refusing to connect to the power grid in Poland, 2019-2024 » 48

Breakdown of the reasons for refusing to connect to the power grid in Poland, by voivodship, 2020-2024 » 50

Unapproved connection capacity from reported refusals to issue grid connection conditions by distribution system operators in Poland (GW) and its change (% YoY), 2019-2024 » 51

Unapproved connection capacity from reported refusals to issue grid connection conditions by distribution system operators in Poland (GW), by voivodship, 2019-2024 » 52

Number of refusals reported by the largest Polish distribution system operators, 2024 » 53

Number of grid connection agreement refusals issued for applications submitted in 2023 and 2024, by RES type, as at 31 December 2024 » 53

Total available connection capacity of the major distribution system operators in Poland for connected and expected to be connected sources (MW), 2025-2030 » 54

Transmission and distribution networks for connection of RES » 57

Agreed conditions for connecting wind and solar farms to the 110 kV network (MW), 2025 and 2030 » 58

Total available connection capacity for sources connected to the PGE Dystrybucja network with a rated voltage higher than 1 kV (MW), 2025-2030 » 58

Available connection capacity in Enea Operator's medium-voltage grid (MW), 2025-2030 » 60

Energy transition index in the Enea Operator network, 2025 » **61**

Energy transition index, taking into account the conditions issued in the Enea Operator network, 2025 » **62**

Total available connection capacity for customers connected to the Energa-Operator network with a voltage higher than 1 kV (MW), 2025-2030 » **65**

Capacity of the facilities in the II and III connection groups planned for connection to the Tauron Dystrybucja network (MW), 2025-2030 » **66**

Available connection capacity of generation sources in the Stoen Operator network with a rated voltage of 110 kV and 15 kV (MW), Q2 2025-2030 » **67**

Planned RES capacity to be connected to transmission and distribution networks (GW), 2025-2035 » **68**

Non-market redispatching of RES farms in Poland » 69

Scale of non-market redispatching of RES farms in Poland (GWh), 2022-31 May 2025 » **70**

Scale of non-market redispatching of RES farms in Poland (GWh), by generation source, 2022-31 May 2025 » **70**

Scale of non-market redispatching of RES farms in Poland (GWh), by month, January 2025-31 May 2025 » **71**

Scale of non-market redispatching of RES farms in Poland (GWh), by month and generation source, January 2025-31 May 2025 » **71**

Scale of non-market redispatching of RES farms in Poland (GWh), by day of the week, January 2025-31 May 2025 » **71**

Battery energy storage systems with an installed capacity above 50 kW » 74

Battery storage facilities with the installed capacity exceeding 50 kW connected to operators' networks, as at 20 May 2025 » **75**

Location of battery energy storage facilities with an installed capacity exceeding 50 kW connected in different voivodships (kW), as at 20 May 2025 » **76**

Owners of battery energy storage facilities operating in Poland (kW), as at 20 May 2025 » **76**

Installed capacity of battery energy storage systems over 50 kW (kW), 2020-2024 » **77**

Capacity covered by the contracts by battery energy storage facilities (above 50 kW) in main auctions for 2027-2029, as at December 2024 » **81**

Battery energy storage facilities planned for connection to the transmission grid (MW), as at the end of April 2025 » **82**

Battery energy storage facilities planned for connection to the transmission grid (MW*), by voivodship, as at the end of April 2025 » **83**

Battery energy storage facilities planned for connection to the transmission grid (MW), with a set connection date, as at the end of April 2025 » **83**

Battery energy storage facilities planned for connection to the transmission grid (MW*), with a set connection date, by voivodship, as at the end of April 2025 » **84**

PPA market in Poland » **94**

Number of unclassified PPAs signed in Poland, 2018-June 2025 » **95**

Electricity volumes contracted under PPAs (GWh/year), 2018-June 2025 » **96**

Installed capacity of RES covered by cPPAs, 2018-June 2025 » **96**

Electricity volumes contracted under PPAs (TWh/year), by RES source, 2024-June 2025 » **97**

Share of countries in the European cPPA market (%), as at 12 June 2025 » **97**

Contracted capacity in signed PPAs (GW*), by sector in Europe, as at 12 June 2025 » **98**

Examples of PPAs in Poland » **99**

PV farms in Poland » **102**

Size of the PV market in Poland – capacity of PV installations (MW and % YoY), 2013-2024 » **103**

Photovoltaic electricity generation in Poland, 2014-2024 » **103**

Breakdown of the PV market in Poland by capacity of PV installations (% , MW), 2024 » **104**

Cumulative number of PV micro-installations connected to the power grid in Poland (thousand, as at the end of the period), 2015-2024 » **104**

Size of the PV market in Poland – capacity of PV installations (MW and % YoY), by installation size, 2017-2024 » **106**

Share of PV farms in the total PV market structure in Poland, by capacity of PV installations (MW), 2017-2024 » **106**

Long-term scenarios of installed PV capacity in Poland (MW), 2024-2050 » **107**

PMR ranking: Top 25 investors by installed capacity of PV farms in operation in Poland (MW), Q2 2025 » **109**

Distribution of installed capacity in PV farms of the top 25 investors in the Polish market (MW), by voivodship, Q2 2025 » **110**

Largest investors in terms of installed capacity in PV farms in Poland (among the top 25 investors nationwide) (MW), by voivodship, Q2 2025 » **111**

Largest PV farms in Poland, July 2025 » **117**

Onshore wind farms in Poland » 119

Size of the onshore wind market in Poland – onshore wind power capacity (MW and % YoY), 2014-2024 » **120**

Onshore wind electricity generation in Poland, 2014-2024 » **121**

Long-term scenarios of installed capacity of onshore wind farms in Poland (MW), 2024-2050 » **122**

PMR ranking: Top 25 investors by installed capacity of onshore wind farms in operation in Poland (MW), Q2 2025 » **123**

Distribution of installed capacity in wind farms of the top 25 investors in the Polish market (MW), by voivodship, Q2 2025 » **124**

Largest investors in terms of installed capacity in onshore wind farms in Poland (among the top 25 investors nationwide) (MW), by voivodship, Q2 2025 » **125**

Largest wind farms in Poland, July 2025 » **130**

Offshore wind farms in Poland » 131

Phase 1 offshore wind power projects in Poland, 2025 » **132**

Offshore wind farm projects from phase 1 of support, 2025 » **132**

Phase 2 offshore wind power projects in Poland, 2025 » **133**

Offshore wind farm projects from phase 2 of support, 2025 » **134**

Long-term scenarios of installed capacity of offshore wind farms in Poland (MW), 2025-2050 » **135**

PGE Group's offshore wind power projects in Poland, 2025 » **137**

Progress of PGE Group's offshore wind projects in Poland, 2025 » **137**

Development forecasts for the renewable energy market in Poland in 2025-2030 » 142

PMR forecast: GDP per capita (PLN thousand) and real GDP change in Poland (% YoY), 2021-2030 » **143**

PMR forecast: Average electricity prices* for non-household consumers in Poland (PLN/MWh), 2021-2030 » **144**

PMR forecast: Change in the average electricity prices* for non-household consumers in Poland (% YoY), 2021-2030 » **145**

PMR forecast: CPI and PPI in construction in Poland (% YoY), 2021-2030 » **145**

PMR forecast: Polish WIBOR 3M average annual interest rate (%), 2021-2030 » **147**

PMR forecast: Change in capital expenditure in real terms in Poland (% YoY), 2021-2030 » **147**

PMR forecast: Value of expenditure financed by EU funds* in Poland (PLN bn) and its share in GDP (%), 2021-2030 » **148**

PMR forecast: Total number of companies in Poland (thousand) and its change (% YoY), 2021-2030 » **149**

PMR forecast: Average annual LFS unemployment rate (%) and real change of average monthly gross wage in Poland (% YoY), 2021-2030 » **150**

PMR forecast: Installed capacity of 50-950 kW PV installations (GW) and its change (% YoY), baseline scenario, 2021-2030 » **152**

PMR forecast: Installed capacity of 950-1,000 kW PV installations (GW) and its change (% YoY), baseline scenario, 2021-2030 » **152**

PMR forecast: Installed capacity of more than 1 MW PV installations (GW) and its change (% YoY), baseline scenario, 2021-2030 » **153**

PMR forecast: Installed capacity of onshore wind farms (GW) and its change (% YoY), baseline scenario, 2021-2030 » **154**

PMR forecast: Installed capacity of offshore wind farms (GW), baseline scenario, 2021-2030 » **155**

PMR forecast: Change in electricity prices for non-household consumers in Poland* (% YoY), baseline, low price and high price scenarios, 2023-2030 » **156**

PMR forecast: CPI in Poland (% YoY), baseline, low price and high price scenarios, 2023-2030 » **157**

PMR forecast: Polish WIBOR 3M average annual interest rate (%), baseline, low price and high price scenarios, 2023-2030 » **157**

PMR scenarios: Installed capacity of 50-950 kW PV installations in Poland (GW), 2024-2030 » **158**

PMR scenarios: Change in installed capacity of 50-950 kW PV installations in Poland (% YoY), 2024-2030 » **158**

PMR scenarios: Installed capacity of 950-1,000 kW PV installations in Poland (GW), 2024-2030 » **159**

PMR scenarios: Change in installed capacity of 950-1,000 kW PV installations in Poland (% YoY), 2024-2030 » **159**

PMR scenarios: Installed capacity of more than 1 MW PV installations in Poland (GW), 2024-2030 » **159**

PMR scenarios: Change in installed capacity of more than 1 MW PV installations in Poland (% YoY), 2024-2030 » **160**

PMR scenarios: Installed capacity of onshore wind farms in Poland (GW), 2024-2030 » **160**

PMR scenarios: Change in installed capacity of onshore wind farms in Poland (% YoY), 2024-2030 » **161**

Profiles of major players in the PV and wind farm market in Poland » **166**

Location of installed PV farm capacities of the Aberdeen Group (MW), H1 2025 » **167**

Location of installed wind farm capacities of Akuo Energy Polska Sp. z o.o. (MW), H1 2025 » **168**

Location of installed wind farm capacities of Allianz Capital Partners (MW), H1 2025 » **169**

Location of installed PV farm capacities of Better Energy (MW), H1 2025 » **171**

Location of installed PV farm capacities of Cube Green Energy (MW), H1 2025 » **172**

Location of installed wind and PV farm capacities of Cyfrowy Polsat (MW), H1 2025 » **173**

Location of installed wind farm capacities of DIF Capital Partners (MW), H1 2025 » **174**

Location of installed wind and PV farm capacities of EDP Renewables Polska Holdco (MW), H1 2025 » **176**

Location of installed wind and PV farm capacities of Enea S.A. (MW), H1 2025 » **178**

Location of installed wind farm capacities of Enerco (MW), H1 2025 » **179**

Location of installed wind farm capacities of Energix Polska (MW), H1 2025 » **181**

Location of installed wind and PV farm capacities of Engie Zielona Energia (MW), H1 2025	»	182
Location of installed wind and PV farm capacities of Equinor Polska (MW), H1 2025	»	184
Location of installed wind farm capacities of ERG (MW), H1 2025	»	185
Location of installed wind and PV farm capacities of Eurowind Energy (MW), H1 2025	»	187
Location of installed PV farm capacities of Goldbeck Solar (MW), H1 2025	»	188
Location of installed PV farm capacities of Goldenpeaks Capital (MW), H1 2025	»	189
Location of installed PV farm capacities of ib vogt (MW), H1 2025	»	190
Location of installed wind farm capacities of Iberdrola Renewables Polska (MW), H1 2025	»	191
Location of installed wind farm capacities of Ignitis Polska (MW), H1 2025	»	192
Location of installed wind and PV farm capacities of IKEA Retail (MW), H1 2025	»	193
Location of installed wind farm capacities of Mashav Management (MW), H1 2025	»	194
Location of installed wind farm capacities of Mirova (MW), H1 2025	»	195
Location of installed PV farm capacities of the Modus Group (MW), H1 2025	»	196
Location of installed PV farm capacities of NextEnergy Capital (MW), H1 2025	»	197
Location of installed PV farm capacities of Nordic Solar (MW), H1 2025	»	198
Location of installed PV farm capacities of Obton (MW), H1 2025	»	199
Location of installed wind farm, PV farm and battery energy storage capacities of the Orlen Group (MW), H1 2025	»	201
Location of installed PV farm capacities of PAD-RES Development Sp. z o.o. (MW), H1 2025	»	202
Location of installed wind farm, PV farm and battery energy storage capacities of PGE Energia Odnawialna (MW), H1 2025	»	204
Location of installed wind and PV farm capacities of Polenergia (MW), H1 2025	»	206
Location of installed PV farm capacities of Projekt Solarteknik (MW), H1 2025	»	208
Location of installed wind and PV farm capacities of Qair Polska (MW), H1 2025	»	209
Location of installed PV farm capacities of Qualitas Energy (MW), H1 2025	»	210
Location of installed PV farm capacities of R.Power (MW), H1 2025	»	211
Location of installed wind and PV farm capacities of RWE Renewables Poland (MW), H1 2025	»	212

Location of installed PV farm capacities of Sino-CEE Fund (MW), H1 2025	»	213
Location of installed wind farm capacities of Stadtwerke Munchen (MW), H1 2025	»	214
Location of installed PV farm capacities of Sunly (MW), H1 2025	»	215
Location of installed wind farm, PV farm and battery energy storage capacities of Tauron Polska Energia (MW), H1 2025	»	217
Location of installed wind and PV farm capacities of TotalEnergies Renewables (MW), H1 2025	»	218
Location of installed wind farm capacities of WPD Polska (MW), H1 2025	»	219

PMR MARKET EXPERTS

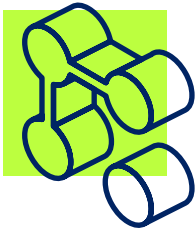
by Hume's

WE UNDERSTAND THAT DATA IS NOT JUST ABOUT NUMBERS.

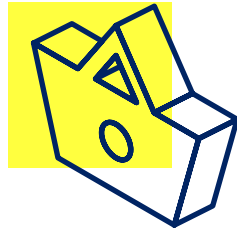
IT IS THE FOUNDATION OF THE DECISIONS SHAPING THE FUTURE OF YOUR BUSINESS.

At PMR Market Experts, we have been preparing cyclical industry reports for over 20 years, refining our sector knowledge.

Our core specialisations:



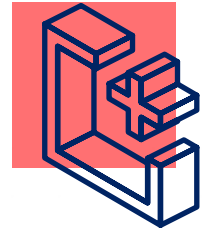
Digital & ICT



Retail



Pharma & Healthcare




Construction

Our reports are more than just a compilation of facts – **they are reliable knowledge based on proven methodology.** We combine primary and secondary data, proprietary algorithms and econometric models to provide precise information about the market, its values, growth rates, segments and key players.

We are part of **Hume's Institute** – a 360 research agency specialising in quantitative and qualitative research, forecasting and market predictions.

PMR Market Experts' data analysis and verification expertise, unique insights and proven forecasts provided by Hume's Institute give real insight and advantage to our Clients.

More than **600 clients worldwide** have already benefited from our services. We have analysed more than **5,000 brands**, operating in over **50 markets**. The trust placed in us by the major players is confirmed by the fact that we work with **70% of the prestigious Fortune 500 companies.**



tel.: +48 609 290 093
info@pmrcorporate.com
www.pmrmarketexperts.com



Krolewska 57
30-081 Krakow
Poland