


PMR CONSTRUCTION
EXPERTS

HEATING EQUIPMENT MARKET IN POLAND 2025

Market analysis and development
forecasts for 2025-2030



© 1996–2025+ PMR MARKET EXPERTS

Table of contents

Executive summary » 10

Analysis of the current situation in the heating equipment market in Poland » 31

Volume of the heating equipment market in Poland » 31

Volume of the gas boilers market » **33**

Market shares of the gas boiler market leaders » **35**

Volume of the oil-fired and electric boilers market » **35**

Volume of the heat pumps market » **36**

Market shares of the heat pump market leaders » **41**

Volume of the solid fuel boilers market » **43**

Market shares of the biomass boiler market leaders » **44**

Value of the heating equipment market in Poland » 46

Companies operating in the Polish heating equipment market » 47

Number of companies operating in the Polish heating equipment market » **47**

Major players and their market shares in the Polish heating equipment market » **48**

Main market trends and key factors influencing the heating equipment market in Poland » 49

Changes to the Clean Air programme – upheaval on the equipment market, ineffective changes » **49**

Changes in the structure of the heating equipment market in the past few years » **51**

Key success factor in the installation market – availability of advice and professional installation » **52**

Growing availability of installation teams, but a noticeable shortage of specialists capable of installing increasingly complex hybrid systems » **52**

Strong performance of the zloty helps in the inflation environment » **53**

Low unemployment in Poland and the inflationary environment in the Polish economy are adversely affecting the price pressure on equipment manufacturers » **53**

- Inflationary environment: inflation is slowing down, but the trend of seeking savings at the final stage of construction continues » **55**
- Heating equipment price growth – market inflation » **56**
- Building activity in residential construction remains low, with hopes of a recovery associated with an increase in newly launched development projects » **57**
- Poor economic conditions in the commercial segment of the building construction market » **57**
- Growing importance of modern heating equipment installations in the era of sustainable construction » **58**
- Programmes supporting the Polish heating equipment market » **58**
 - Impact of the EPBD on the heating equipment market > **58**
 - My Heating programme > **60**
 - My Electricity 6.0 > **60**
 - REPowerEU > **61**
 - EU heat pump accelerator > **62**
 - Net-Zero Industry Act > **63**
 - Renovation Wave Strategy > **63**
- Stabilisation in the commodity and energy price markets » **64**
- Introducing the list of green devices and materials – the ZUM list » **67**
- Uncertainty factor related to energy prices in the long-term perspective » **68**
- Individual preferences of heating equipment installers » **69**
- Rebound and stable outlook in the gas boilers market » **70**
- Reluctance to replace equipment – customers prioritise repair and refurbishment of gas boilers » **71**
- Flooding of the Polish market with cheap, low-quality heat pumps » **71**
- Optimal stock availability of products – reluctance of distributors to overstock » **71**
- Despite turbulence – in the long term, the heating equipment market is moving towards heat pumps » **72**
- Hope for reduced energy costs drives heating equipment market towards heat pumps » **73**
- Refusals of electricity and gas grid connections in 2023 and 2024 – an obstacle to the installation of heat pumps (with photovoltaics) and gas furnaces » **73**

Declining customer confidence in heat pumps, but also in electrification of district heating	»	74
Planned investments in the development of Polish energy networks	»	75
Withdrawal of EU funding for gas boilers	»	76
Turbulence in the heat pumps market	»	76
EPBD and National Building Renovation Plan rewarding the installation of heat pumps	»	77
Stabilisation at high price levels in the energy and gas markets	»	78
Informational chaos and negative narrative inhibiting heating market transformation	»	78
Dedicated tariff – the missing link in the development of the heat pumps market	»	79
Announcement of the introduction of a new heating tax	»	79
Restrictions on refrigerants – new EU regulations	»	80
EU production as a planned condition for support in the Clean Air programme	»	81
Poland to become a manufacturing hub for heat pumps?	»	82
Heat pump as an active component of a flexible energy system	»	84
Growing demand for building cooling – an opportunity for heat pumps	»	84
Property development construction and public sector as the new growth drivers for the heat pumps market	»	85
Growing demand for biomass heating appliances	»	85
Regulatory risks to the pellet and gasified wood heating equipment market	»	85
“Green investors” segment shift	»	86
“Green” face of old habits	»	86
New regulation setting quality requirements for pellets and wood briquettes	»	87
Market calming and stabilisation – the most likely market direction	»	87
Current structure of heat sources in Poland	»	87
Structure of installed heating equipment	»	90

Forecast for the heating equipment market in Poland for 2025-2030 » **92**

Forecast for the Polish heating equipment market for 2025-2030 » **92**

Factors to influence the heating equipment market in Poland » **95**

Development forecast for residential construction in 2025-2030 » **95**

Development forecasts for non-residential construction in 2025-2030 » **100**

General macroeconomic outlook	»	104
Growth rate of prices in the heating equipment market and prices in general	»	106
Electricity prices in Poland	»	107
Investment growth rate in Poland	»	108
EU funds – Multiannual Financial Framework and the National Recovery Plan	»	109
Programmes supporting the heating equipment market	»	110
Interest rates and demand for mortgage loans	»	110
Labour market situation in Poland	»	112
Population's financial situation	»	112
Demographic situation in Poland	»	113
Geopolitical environment	»	114
Global trade tensions	>	114
War in Ukraine	>	114
Other risks	>	115

Scenarios for the development of the heating equipment market in Poland in 2025-2030 » **115**

Real GDP growth	»	115
War in Ukraine	»	116
Inflation in Poland	»	116
Electricity prices in Poland	»	117
Interest rates in Poland	»	118
National Recovery Plan (KPO)	»	118
Geopolitical situation	»	119
Labour market situation	»	119
Poles' purchasing power	»	120

Installation companies operating in the heating segment and characteristics of typical orders » **121**

Average number of orders in installation companies	»	121
Heating installations based on heat pumps	»	124
Sources of supply of heating equipment	»	125

Value of a typical order for heating installation in 2024 » **128**

Change in value of a typical order for heating installation in 2024 » **129**

Impact of the Clean Air programme on the heating equipment market in the opinion of installation companies » **133**

Profiles of major companies in the heating equipment market in Poland » 134

Robert Bosch Sp. z o.o. » **134**

Viessmann Technika Grzewcza Sp. z o.o. » **136**

Vaillant Saunier Duval Sp. z o.o. » **137**

BDR Thermea Poland Sp. z o.o. (formerly De Dietrich Technika Grzewcza Sp. z o.o.) » **138**

Defro R. Dziubela Sp. k. » **139**

Immergas Polska Sp. z o.o. » **140**

SBS Sp. z o.o. » **141**

Instal-Konsorcjum Sp. z o.o. » **142**

Termet S.A. » **143**

Ariston Polska Sp. z o.o. » **144**

Schiessl Polska Sp. z o.o. » **145**

RUG Riello Urządzenia Grzewcze S.A. » **146**

Nibe-Biawar Sp. z o.o. » **147**

Daikin Airconditioning Poland Sp. z o.o. » **148**

Mitsubishi Electric Europe B.V. (Sp. z o.o.) Branch in Poland » **149**

Galmet Sp. z o.o. Sp. k. » **150**

Kensol Sp. z o.o. (Keno Sp. z o.o. Group) » **151**

Tweetop Sp. z o.o. » **152**

Kospel Sp. z o.o. » **153**

Panasonic Marketing Europe GmbH (Sp. z o.o.) Branch in Poland » **154**

Zakłady Gorniczo-Metalowe "Zebiec" S.A. » **155**

Przedsiębiorstwo Produkcyjno Handlowe Kostrzewa Sp. k. » **156**

ZMK SAS Sp. z o.o. » 157
HBH Sp. z o.o. Sp. k. » 158
Stalmark Sp. z o.o. Sp. k. » 159
Ferrolis Poland Sp. z o.o. » 160
LG Electronics Polska Sp. z o.o. » 161
Samsung Electronics Polska Sp. z o.o. » 162
Atmos Polska » 163
MetalERG Sp. z o.o. » 164

Methodology of the report » 165

List of graphs and tables » 170

About PMR » 177

List of graphs and tables

Analysis of the current situation in the heating equipment market in Poland » 31

- Estimation of the number of units installed in the heating equipment market in Poland (thousand units), 2021-2025 » 32
- Number and area (million m²) of non-residential buildings completed, 2022-2024 » 33
- Volume (thousand units) and change (% YoY) of the gas boilers market in Poland, 2016-2025 » 33
- Volume of the gas boilers market in Poland (thousand units), 2016-2025 » 34
- Shares of the largest heating boiler manufacturers in the Polish market (estimated market shares by the number of installed units, %), 2024 » 35
- Volume (units) and change (% YoY) of the oil-fired boilers market in Poland, 2016-2025 » 35
- Volume (thousand units) and change (% YoY) of the electric boilers market in Poland, 2016-2025 » 36
- Share of individual types of heat pumps in Poland (% of installed equipment), 2021-2024 » 37
- Structure of shares of the main heat sources in the total number of applications for heat source replacement in the Clean Air programme (%), June 2024-June 2025 » 39
- Volume (thousand units) and change (% YoY) of the market for main types of heat pumps in Poland, 2016-2025 » 40
- Shares of the largest air-source heat pump manufacturers in the Polish market (estimated market shares by the number of installed units, %), 2024 » 42
- Shares of the largest ground-source heat pump manufacturers in the Polish market (estimated market shares by the number of installed units, %), 2024 » 42
- Volume (thousand units) and change (% YoY) of the solid fuel boilers market in Poland, 2016-2025 » 43
- Shares of the largest biomass pellet boiler manufacturers in the Polish market (estimated market shares by the number of installed units, %), 2024 » 45
- Shares of the largest biomass boiler (wood gasification) manufacturers in the Polish market (estimated market shares by the number of installed units, %), 2024 » 45

Value (PLN bn) and change (% YoY, in nominal terms) of the heating equipment market in Poland, 2019-2024 » **47**

Structure of companies installing heating equipment in Poland (%), by number of employees, as at the end of June 2025 » **47**

Market shares of major companies operating in the Polish heating equipment market (%), by value, 2024* » **48**

Largest manufacturers and distributors of heating equipment in the Polish market (shares in the heating equipment market, % by revenue generated in the heating equipment market), 2024 » **48**

Number of applications submitted for subsidies under the Clean Air programme, Q2 2021-Q2 2025 » **51**

EUR/PLN and USD/PLN exchange rates (in PLN), January 2020-July 2025 » **53**

Harmonised unemployment rate in EU countries and CPI inflation rate (%), May-June 2025 » **54**

CPI and PPI inflation in the heating equipment market in Poland (% YoY, in nominal terms), 2018-2025 » **56**

Assessment of the average change in the value of a typical order executed in the Polish heating equipment market in 2024 and expected change in 2025 (% YoY) » **56**

Minimum requirements for energy performance of buildings in Poland as from 2014, 2017 and 2021 » **59**

Average prices of hot rolled sheet in the Polish market (PLN/tonne net), January 2021-July 2025 » **65**

Average prices of HEB beams in the Polish market (PLN/tonne net), January 2021-July 2025 » **65**

Average prices of ribbed bars in the Polish market (PLN/tonne net), January 2021-July 2025 » **65**

Average copper quotations on the London Stock Exchange (3-month average, \$/tonne), January 2019-July 2025 » **66**

Average aluminium quotations on the London Stock Exchange (3-month average, \$/tonne), January 2019-July 2025 » **66**

Average quarterly selling price of electricity in the competitive market in Poland (PLN/MWh), Q1 2019-Q2 2025 » **66**

PMR forecast: Average electricity prices for non-household consumers in Poland (PLN/MWh)*, 2021-2030 » **69**

PMR forecast: Change in the average electricity prices for non-household consumers in Poland (% YoY)*, 2021-2030 » **69**

Most important factors when choosing brands of heating equipment and systems for installation by installers in 2024 » **70**

Ranking of European countries by sales of heat pumps (thousand units), 2022-2024 » **72**

Trajectory of heat sources for single-family buildings (%), ambitious scenario, 2020-2050 » **77**

Average gas quotations on the NYMEX (\$/MMBTU), January 2019-July 2025 » **78**

EP and Council Regulation (EU) 2024/573 on fluorinated greenhouse gases, amending Directive (EU) 2019/1937 and repealing Regulation (EU) No. 517/2014 » **81**

Recent and announced investments in new heat pump plants in Poland, June 2025 » **83**

Structure of heat sources in Poland*, 2025 » **88**

Main indicators for the share of different heat source in single-family buildings in Poland, 2025 » **88**

Structure of heat sources in single-family houses with solid fuel heating sources only, 2025 » **89**

Structure of heat sources in single-family houses with low-carbon heat sources only, 2025 » **89**

Structure of heat sources in single-family houses with both solid fuel and low-carbon heat sources, 2025 » **90**

Structure of installed heating equipment in Poland (% by volume), by building type, 2024 » **90**

Structure of heating installations in Poland – new installations and refurbishments (% by volume), 2024 » **91**

Forecast for the heating equipment market in Poland for 2025-2030 » **92**

PMR forecast: Value of the heating equipment market in Poland (PLN m), baseline, pessimistic and optimistic scenarios, 2021-2030 » **93**

PMR forecast: Nominal change in the value of the heating equipment market in Poland (% YoY), baseline, pessimistic and optimistic scenarios, 2021-2030 » **93**

PMR forecast: Real change in the value of the heating equipment market in Poland (% YoY), baseline, pessimistic and optimistic scenarios, 2021-2030 » **94**

PMR forecast: Price index for the heating equipment market in Poland (% YoY), baseline, pessimistic and optimistic scenarios, 2021-2030 » **94**

Statistics for construction activity in Poland, residential construction, 2019-2025	»	96
PMR forecast: Construction and assembly output in residential construction in Poland (PLN bn, in nominal terms) and its real change (% YoY), 2020-2030	»	97
Births and deaths in Poland (thousand), 2010-2024	»	98
Estimate of available housing loan and the Cumulative Index of Bank Housing Credit Policy (ZKPK; V. axis), Q3 2006-Q1 2025	»	99
M3 Housing Availability Index*, 2005-2025	»	99
PMR forecast: Construction and assembly output in non-residential construction in Poland (PLN bn, in nominal terms) and its real change (% YoY), 2020-2030	»	101
PMR forecast: GDP per capita (PLN thousand) and real GDP change (% YoY) in Poland, 2021-2030	»	105
PMR forecast: PPI of the heating equipment market in Poland (% YoY), 2023-2030	»	106
PMR forecast: CPI inflation in Poland (% YoY), 2021-2030	»	106
PMR forecast: Average electricity prices for non-household consumers in Poland (PLN/MWh)*, 2021-2030	»	107
PMR forecast: Change in the average electricity prices for non-household consumers in Poland (% YoY)*, 2021-2030	»	108
PMR forecast: Capital expenditure growth rate in real terms in Poland (% YoY), 2021-2030	»	108
PMR forecast: Value of expenditure financed by the EU funds* in Poland (PLN bn) and its share in GDP (%), 2021-2030	»	109
PMR forecast: Gross fixed capital formation related to reduction of pollution in Poland (PLN bn) and its change (% YoY), 2021-2030	»	110
PMR forecast: Polish WIBOR 3M average annual interest rate (%), 2021-2030	»	111
PMR forecast: Change in the number of mortgage loans granted and nominal change in the mortgage loan value in Poland (% YoY), 2021-2030	»	111
PMR forecast: Average annual LFS unemployment rate (%) and real change of average monthly gross wage in Poland (% YoY), 2021-2030	»	112
PMR forecast: Real change in household disposable income and private consumption in Poland (% YoY), 2021-2030	»	113
PMR forecast: Number of residents in Poland, share of different demographic groups and number of residents including refugees from Ukraine, 2021-2030	»	114
PMR forecast: Real GDP growth rate in Poland (% YoY), baseline, pessimistic and optimistic scenarios, 2023-2030	»	116

PMR forecast: CPI in Poland (% YoY), baseline, pessimistic and optimistic scenarios, 2023-2030 » **116**

PMR forecast: Price index for the heating equipment market in Poland (% YoY), baseline, pessimistic and optimistic scenarios, 2023-2030 » **117**

PMR forecast: Change in electricity prices for non-household consumers in Poland (% YoY)*, baseline, pessimistic and optimistic scenarios, 2023-2030 » **117**

PMR forecast: Polish WIBOR 3M average annual interest rate (%), baseline, pessimistic and optimistic scenarios, 2023-2030 » **118**

PMR forecast: Value of expenditure financed by the EU funds* in Poland (PLN bn), baseline, pessimistic and optimistic scenarios, 2023-2030 » **118**

PMR forecast: Average annual LFS unemployment rate in Poland (%), baseline, pessimistic and optimistic scenarios, 2023-2030 » **119**

PMR forecast: Real change in average monthly gross wage in Poland (% YoY), baseline, pessimistic and optimistic scenarios, 2023-2030 » **120**

PMR forecast: Real change in disposable income in Poland (% YoY), baseline, pessimistic and optimistic scenarios, 2023-2030 » **120**

Average number of heating installation assembly and refurbishment orders completed in 2024, by heating technology » **121**

Average number of orders for assembly and refurbishment of heating installations completed in 2024, by type of construction in which the works were performed and heating technology » **122**

Average number of orders for assembly and refurbishment of heating installations completed in 2024, by type of construction in which the works were performed and the number of employees » **122**

Average number of heating installation assembly and refurbishment orders in residential buildings completed in 2024, by heating technology » **123**

Average number of heating installation assembly and refurbishment orders in non-residential buildings completed in 2024, by heating technology » **123**

Average number of heating installation assembly and refurbishment orders completed in 2024, by type of the employer » **124**

Average number of orders for the assembly of heating installation based on heat pump completed in 2024, by type of installation and number of employees » **124**

Structure of heat pump sales in 2021-2024 (% of number of equipment sold) » **125**

Place of supply of the surveyed companies with heating equipment in 2024 (% of companies indicating source of supply) » **125**

- Place of supply of the surveyed companies with gas boilers
in 2024 (% of companies indicating source of supply) » **126**
- Place of supply of the surveyed companies with biomass boilers –
pellets in 2024 (% of companies indicating source of supply) » **126**
- Place of supply of the surveyed companies with biomass boilers –
gasified wood in 2024 (% of companies indicating source of supply) » **127**
- Place of supply of the surveyed companies with heat pumps
in 2024 (% of companies indicating source of supply) » **127**
- Average net value of the entire heating installation assembled in Poland in 2024 (PLN) » **128**
- Value structure of a typical order for heating installation assembly in Poland
in 2024 (%) » **129**
- Share of companies that recorded an increase, decrease or no change in the value
of a typical order for heating installation assembly in 2024 (%) » **129**
- Average growth rate of the value of a typical order for heating installation assembly
in 2024 (% YoY) » **130**
- Average decline rate of the value of a typical order for heating installation assembly
in 2024 (% YoY) » **130**
- Estimated increase in the value of a typical order for heating installation assembly completed
in 2024 (% YoY), by type of building in which the works were performed » **131**
- Companies' forecast for how the value of a typical order for heating installation assembly
will change in 2025 compared to 2024 (%) » **131**
- Forecast average growth rate of the value of a typical order for heating installation assembly
in 2025 (% YoY) » **132**
- Forecast average decline rate of the value of a typical order for heating installation assembly
in 2025 (% YoY) » **132**
- Assessment of the impact of suspending the acceptance of applications
under the Clean Air programme at the turn of 2024/2025 » **133**

Profiles of major companies in the heating equipment market in Poland » 134

- Total revenues of Robert Bosch Sp. z o.o. (PLN m), 2020-2024 » **135**
- Total revenues of Viessmann Technika Grzewcza Sp. z o.o. (PLN m), 2020-2024 » **136**
- Total revenues of Vaillant Saunier Duval Sp. z o.o. (PLN m), 2020-2024 » **137**

Total revenues of BDR Thermea Poland Sp. z o.o. (PLN m), 2020-2024	»	138
Total revenues of Defro R. Dziubela Sp. k. (PLN m), 2020-2024	»	139
Total revenues of Immergas Polska Sp. z o.o. (PLN m), 2020-2024	»	140
Total revenues of SBS Sp. z o.o. (PLN m), 2020-2024	»	141
Total revenues of Instal-Konsorcjum Sp. z o.o. (PLN m), 2020-2024	»	142
Total revenues of Termet S.A. (PLN m), 2020-2024	»	143
Total revenues of Ariston Polska Sp. z o.o. (PLN m), 2020-2024	»	144
Total revenues of Schiessl Polska Sp. z o.o. (PLN m), 2020-2024	»	145
Total revenues of RUG Riello Urządzenia Grzewcze S.A. (PLN m), 2020-2023	»	146
Total revenues of Nibe-Biawar Sp. z o.o. (PLN m), 2020-2024	»	147
Total revenues of Daikin Airconditioning Poland Sp. z o.o. (PLN m), 2020-2024	»	148
Total revenues of Mitsubishi Electric Europe B.V. (Sp. z o.o.) Branch in Poland (PLN m), 2020-2023	»	149
Total revenues of Galmet Sp. z o.o. Sp. k. (PLN m), 2020-2024	»	150
Total revenues of Keno Sp. z o.o. (PLN m), 2020-2024	»	151
Total revenues of Tweetop Sp. z o.o. (PLN m), 2020-2024	»	152
Total revenues of Kospel Sp. z o.o. (PLN m), 2020-2024	»	153
Total revenues of Panasonic Marketing Europe GmbH (Sp. z o.o.) Branch in Poland (PLN m), 2020-2023	»	154
Total revenues of ZGM Zebiec S.A. (PLN m), 2020-2024	»	155
Total revenues of Przedsiębiorstwo Produkcyjno Handlowe Kostrzewa Sp. k. (PLN m), 2020-2024	»	156
Total revenues of ZMK SAS Sp. z o.o. (PLN m), 2020-2024	»	157
Total revenues of HBH Sp. z o.o. Sp. k. (PLN m), 2020-2024	»	158
Total revenues of Stalmark Sp. z o.o. Sp. k. (PLN m), 2020-2024	»	159
Total revenues of Ferroli Poland Sp. z o.o. (PLN m), 2020-2024	»	160
Total revenues of LG Electronics Polska Sp. z o.o. (PLN m), 2020-2024	»	161
Total revenues of Samsung Electronics Polska Sp. z o.o. (PLN m), 2020-2024	»	162
Total revenues of MetalERG Sp. z o.o. (PLN m), 2021-2023	»	164

PMR MARKET EXPERTS

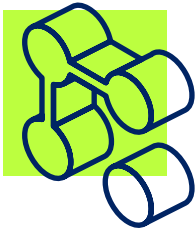
by Hume's

WE UNDERSTAND THAT DATA IS NOT JUST ABOUT NUMBERS.

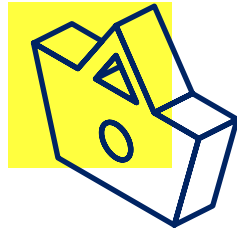
IT IS THE FOUNDATION OF THE DECISIONS SHAPING THE FUTURE OF YOUR BUSINESS.

At PMR Market Experts, we have been preparing cyclical industry reports for over 20 years, refining our sector knowledge.

Our core specialisations:



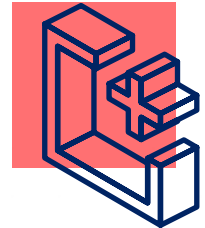
Digital & ICT



Retail



Pharma & Healthcare




Construction

Our reports are more than just a compilation of facts – **they are reliable knowledge based on proven methodology.** We combine primary and secondary data, proprietary algorithms and econometric models to provide precise information about the market, its values, growth rates, segments and key players.

We are part of **Hume's Institute** – a 360 research agency specialising in quantitative and qualitative research, forecasting and market predictions.

PMR Market Experts' data analysis and verification expertise, unique insights and proven forecasts provided by Hume's Institute give real insight and advantage to our Clients.

More than **600 clients worldwide** have already benefited from our services. We have analysed more than **5,000 brands**, operating in over **50 markets**. The trust placed in us by the major players is confirmed by the fact that we work with **70% of the prestigious Fortune 500 companies.**



tel.: +48 609 290 093
info@pmrcorporate.com
www.pmrmarketexperts.com



Krolewska 57
30-081 Krakow
Poland