


The background of the entire page is a top-down view of several clear plastic containers filled with various types of dietary supplements. The supplements include white capsules, brown round tablets, yellow capsules, blue oval tablets, tan capsules, and white round tablets. The containers are arranged in a grid-like pattern.

PMR HEALTHCARE
EXPERTS

DIETARY SUPPLEMENTS MARKET IN POLAND 2025

Market analysis and development
forecasts for 2025-2030



© 1996–2025+ PMR MARKET EXPERTS

Table of contents

Value of the dietary supplements market in Poland in 2021-2024 and PMR forecast for 2025-2030 » 24

Assumptions behind the forecasts » 24

Total » 25

By distribution channel » 27

By offline and online sales » 29

By pharmacy and non-pharmacy sales » 30

Main trends and key factors influencing the dietary supplements market in Poland » 32

Macroeconomic and demographic factors: PMR forecast for 2025-2030 » 33

General macroeconomic outlook » 34

Growth rate of prices overall and of dietary supplements in particular » 35

Labour market situation in Poland » 36

Polish population's financial situation » 37

Household expenditure on medical and pharmaceutical products in Poland » 38

Demographics » 39

Geopolitical environment » 39

Global trade tensions > 39

War in Ukraine > 40

Other risks > 40

Demand-side factors » 40

How is the share of Poles buying dietary supplements changing? » 41

Place of purchase of dietary supplements – is the market entering a mature phase? » 41

Purchases in offline pharmacies vs online pharmacies – 2:1 > 41

Men are more likely to shop at grocery stores and on e-commerce platforms > 43

The elderly are most loyal to offline pharmacies, although they are increasingly buying online > 43

ROPO not very popular for dietary supplements	»	45
Forms of dietary supplements taken – gender does matter!	»	47
Why do we reach for dietary supplements?	»	49
Low price as the main selection criterion for every second buyer of dietary supplements	»	50
Sport and healthy eating as an opportunity for the dietary supplements industry	»	53
Leaflet remains an important source of information	»	53
Nearly half of consumers of dietary supplements take them every day	»	54
Do Polish consumers of dietary supplements show strong brand loyalty?	»	55
It is too early for personalisation	»	55
Supply-side factors	»	56
Continued downward trend for pharmacies	»	56
Do e-commerce platforms face a change in their business model?	»	57
Private labels on the rise – is the trend reversing?	»	58
Holistic approach to health and brand development	»	63
Longevity as an opportunity for the dietary supplements market	»	65
Retail media – a tool for increasing the effectiveness of marketing activities	»	67
Polish dietary supplements market is attractive to investors	»	68
What will happen to subscriptions?	»	68
Investments in e-commerce and digital channels – no. 1 priority among planned activities	»	69
Market players' perspective: maturity and stabilisation	»	70
What will determine success in the dietary supplement industry?	»	71
Companies on barriers to growth: one factor prevails	»	72
PMR Business Climate Index for the dietary supplements market	»	73
Legal factors	»	73
Following the CJEU ruling: changes to the ban on pharmacy advertising are coming	»	74
Pharmacy for the Pharmacist Act	»	74
Greater market supervision?	»	75
Deposit-refund system also being implemented in pharmacies	»	76
Supplementation standards	»	77

Profile of a dietary supplements consumer » 79

Penetration of dietary supplement purchases » 79

Characteristics of dietary supplements consumers » 80

Types of attitudes towards dietary supplements » 81

Segmentation of consumers buying dietary supplements in Poland » 84

Budget Seekers » 86

Demographic and economic characteristics » 86

Segment overview » 87

Health Enthusiasts » 88

Demographic and economic characteristics » 88

Segment overview » 89

Conservative Pragmatists » 89

Demographic and economic characteristics » 89

Segment overview » 90

Occasional Minimalists » 91

Demographic and economic characteristics » 91

Segment overview » 92

Distribution channels in the dietary supplements retail market in Poland » 93

Pharmacies » 93

Sales value of dietary supplements in offline pharmacies in 2021-2024 and PMR forecast for 2025-2030 » 93

Number of packages of dietary supplements sold in offline pharmacies 2021-2025 » 94

Prices of dietary supplements in offline pharmacies in 2021-2025 » 95

Best-selling dietary supplements in offline pharmacies in 2021-2025 » 98

Major manufacturers of dietary supplements in the pharmacy market » 101

Ranking of the largest players in terms of sales value > 101

Ranking of the largest players by number of packages > 104

Offline stores » 107

Sales value of dietary supplements in offline stores in 2021-2024 and PMR forecast for 2025-2030 » 107

Sales value of dietary supplements in offline stores in 2021-2024, by type of store, and PMR forecast for 2025-2030 » 108

Characteristics of individual sales channels for dietary supplements in offline stores in Poland » 110

Grocery stores > **110**

Discounters – the most popular grocery shopping destination of Poles > **112**

Hypermarkets – will a change in format lead to a recovery? > **113**

Convenience – young Poles prefer shopping in small chain stores > **114**

Supermarkets – small supermarkets preferred by residents of rural areas and smaller towns > **114**

Supermarkets include large supermarkets and proximity supermarkets. > **114**

Stores at petrol stations – benefit from the convenience trend > **115**

Health and beauty stores > **115**

Herbal and medical stores, herbalist stores > **117**

Sports goods stores > **118**

Internet » 120

Value of the online retail market for dietary supplements in 2021-2024 and PMR forecast for 2025-2030 » 120

Value of the online retail market for dietary supplements in 2021-2024, broken down by online pharmacies, online stores and e-commerce platforms, and PMR forecast for 2025-2030 » 121

Characteristics of individual online sales channels for dietary supplements in Poland » 123

Online pharmacies > **123**

Online stores > **125**

E-commerce platforms > **126**

Major players in the dietary supplements market in Poland » 127

Analysis of product categories in the dietary supplements market in Poland » 129

Sales of the main categories of dietary supplements in offline pharmacies » 129

Value of the pharmacy market in 2021-2025, by category » 129

Number of packages sold in the pharmacy market in 2021-2025, by category » 132

Average prices in individual categories of dietary supplements in the pharmacy market in 2021-2025 » 134

Socio-demographic characteristics differentiate buyers of different categories in the non-prescription products market » 138

Places of purchase: offline pharmacies are the first choice when it comes to response time » 139

Most promising categories in 2025-2028 » 140

Appendix – Largest categories in the pharmacy market » 142

Probiotics » 142

Bestselling products » 143

Major manufacturers » 145

Cold and flu products, including those boosting immune system » 146

Bestselling products » 146

Major manufacturers » 148

Preparations supporting the nervous system » 149

Bestselling products » 150

Major manufacturers » 151

Magnesium » 153

Bestselling products » 153

Major manufacturers » 155

Preparations supporting joints, bones and muscles » 156

Bestselling products » 157

Major manufacturers » 159

Preparations with omega fatty acids and fish oils	»	160
Bestselling products	»	160
Major manufacturers	»	162
Multivitamin and multimineral preparations for adults	»	163
Bestselling products	»	164
Major manufacturers	»	165
Vitamin D	»	166
Bestselling products	»	167
Major manufacturers	»	168
Preparations improving the condition of hair, skin and nails	»	170
Bestselling products	»	170
Major manufacturers	»	171
Liver protection	»	173
Bestselling products	»	173
Major manufacturers	»	175
Electrolytes	»	176
Bestselling products	»	176
Major manufacturers	»	178
Digestion and intestinal health	»	179
Bestselling products	»	179
Major manufacturers	»	181
Eye health supplements	»	182
Bestselling products	»	182
Major manufacturers	»	184
Urinary tract	»	185
Bestselling products	»	186
Major manufacturers	»	187
Throat preparations	»	188
Bestselling products	»	188
Major manufacturers	»	190

Vitamin C » 191

Bestselling products » 191

Major manufacturers » 193

Multivitamin and multimineral preparations for women before and during pregnancy » 194

Bestselling products » 194

Major manufacturers » 196

Preparations supporting the cardiovascular system » 197

Bestselling products » 197

Major manufacturers » 199

Vitamin B » 200

Bestselling products » 200

Major manufacturers » 201

Weight loss products » 202

Bestselling products » 202

Major manufacturers » 204

Methodology of the report » 205

List of graphs and tables » 214

About PMR » 227

List of graphs and tables

Value of the dietary supplements market in Poland in 2021-2024 and PMR forecast for 2025-2030

Value (PLN m) and change (% YoY) of the dietary supplements market in Poland, 2021-2030 » **26**

Value of the dietary supplements market in Poland (PLN m), by distribution channel, 2021-2030 » **28**

Growth rate of the dietary supplements market in Poland (% YoY), by distribution channel, 2021-2030 » **28**

Shares of individual distribution channels in the dietary supplements market in Poland (%), 2021-2030 » **29**

Value of the dietary supplements market in Poland (PLN m), by offline and online sales, 2021-2030 » **29**

Growth rate of the dietary supplements market in Poland (% YoY), by offline and online sales, 2021-2030 » **30**

Value shares of offline and online sales in the dietary supplements market in Poland (%), 2021-2030 » **30**

Value of the dietary supplements market in Poland (PLN m), by pharmacy and non-pharmacy sales, 2021-2030 » **31**

Growth rate of the dietary supplements market in Poland (% YoY), by pharmacy and non-pharmacy sales, 2021-2030 » **31**

Value shares of pharmacy and non-pharmacy sales in the dietary supplements market in Poland (%), 2021-2030 » **31**

Main trends and key factors influencing the dietary supplements market in Poland

Key factors and trends influencing the dietary supplements market in Poland, 2021-2030 » **33**

Impact of macroeconomic and demographic factors on the dietary supplements market in Poland, 2021-2030 » **33**

GDP per capita and real GDP change in Poland, 2021-2030 » **35**

Total CPI inflation and dietary supplements price index in Poland (% YoY), 2021-2030	»	36
Average annual LFS unemployment rate and real change of average monthly gross wage in Poland, 2021-2030	»	37
Real change of household disposable income in Poland and private consumption (% YoY), 2021-2030	»	38
Change in average monthly household spending on medical products (% YoY) in Poland, 2021-2030	»	38
Number of residents in Poland, share of individual demographic groups and number of residents including refugees from Ukraine, 2021-2030	»	39
Impact of demand-side factors on the value of the dietary supplements market in Poland, 2021-2030	»	40
Percentage of Poles declaring the purchase of dietary supplements compared to other non-prescription products in Poland (%), 2022-2024	»	41
Place of purchase of dietary supplements in Poland (%), 2016 and 2019-2024	»	42
Place of purchase of dietary supplements in Poland (%), by gender, 2024	»	43
Place of purchase of dietary supplements in Poland (%), by age, 2024	»	44
Poles' usual way of purchasing dietary supplements (%), 2025	»	46
Poles' usual way of purchasing dietary supplements (%), by gender and age, 2025	»	46
Poles' usual way of purchasing dietary supplements (%), by education and income, 2025	»	47
Forms of dietary supplements most commonly used by Poles (%), by selected socio-demographic characteristics, 2025	»	48
Preferred forms of selected types of dietary supplements in Poland (%), 2025	»	49
Reasons behind Poles using dietary supplements (%), 2024-2025	»	50
Reasons behind Poles using dietary supplements (%), by selected socio-demographic characteristics, 2025	»	50
Factors taken into consideration when buying dietary supplements in Poland (%), 2024-2025	»	51
Factors taken into consideration when buying dietary supplements in Poland (%), by gender and age, 2025	»	52
Importance of the price when buying dietary supplements in Poland (%), 2025	»	53
Consumer habits when seeking information on dietary supplements in Poland (%), 2025	»	54

- Consumer habits regarding the use of dietary supplements in Poland (%), 2025 » **54**
- Consumer habits when choosing specific brands of dietary supplements in Poland (%), 2025 » **55**
- Impact of supply-side factors on the value of the dietary supplements market in Poland, 2021-2030 » **56**
- Number of general pharmacies and limited service pharmacies in Poland, 2020-Q1 2025 » **57**
- Average monthly revenue of a pharmacy in Poland (PLN thousand), chain and independent pharmacies, 2020-2025 » **57**
- Value (PLN m) and change (%) of the pharmacy market for private label dietary supplements in Poland, 2021-H1 2025 » **59**
- Volume (million packages) and change (%) of the pharmacy market for private label dietary supplements in Poland, 2021-H1 2025 » **59**
- Share of private label dietary supplements in the pharmacy market in Poland (%), 2021-H1 2025 » **59**
- Average prices (PLN) in the pharmacy market for private label dietary supplements in Poland and their change (%), 2021-H1 2025 » **60**
- Sales value of the largest private label manufacturers in the pharmacy market for dietary supplements in Poland (PLN m), 2021-H1 2025 » **60**
- Change in sales value generated by the largest manufacturers of private label dietary supplements in the pharmacy market in Poland (%), 2021-H1 2025 » **61**
- Shares of the largest manufacturers of private labels in the market for private label dietary supplements in Poland (%), by sales value, 2021-H1 2025 » **61**
- Largest private label manufacturers in the dietary supplements market in Poland, by number of packages sold (million), 2021-H1 2025 » **61**
- Change in the number of packages sold by the largest manufacturers of private label dietary supplements in the pharmacy market in Poland (%), 2021-H1 2025 » **61**
- Number of notifications to GIS for the first-time market launch of private label dietary supplements in Poland, by manufacturer, 2021-July 2025 » **62**
- Number of notifications to the GIS regarding first-time market launch of dietary supplements in Poland, 2020-July 2025 » **64**
- Companies with the highest number of dietary supplement notifications in Poland, 2021-July 2025 » **65**
- Number of people in the post-working age group and people aged 80 years and over in Poland (million), 2024-2050 » **66**

- Prospective growth areas for retail media, 2025 » **68**
- Planned types of companies' investments in the dietary supplements market in Poland (%), 2025-2028 » **70**
- Assessment of the situation in the dietary supplements market in Poland (%), 2015 and 2025 » **71**
- Key factors that will determine success in the dietary supplements market (%), 2025-2028 » **72**
- Key barriers to the development of companies in the dietary supplements market in Poland (%), 2025 » **72**
- PMR Business Climate Index for the dietary supplements market in Poland, 2007-2025 » **73**
- Impact of legal factors on the value of the dietary supplements market in Poland, 2021-2030 » **73**
- Comparison of changes in nutritional standards proposed by NIZP-PZH for the Polish population for key vitamins and minerals, 2024 vs 2017/2012 » **78**

Profile of a dietary supplements consumer

- Proportion of Poles buying dietary supplements in Poland (%), 2020-2024 » **80**
- Proportion of Poles reporting a purchase of dietary supplements (%), by selected socio-demographic characteristics, 2024 » **80**
- Structure of population buying dietary supplements in Poland (%), by selected socio-demographic characteristics, 2024 » **81**
- Types of attitude towards dietary supplements in Poland (%), by selected socio-demographic characteristics, 2024-2025 » **82**
- Predominant types of attitudes towards dietary supplements in Poland, by share among consumers (%), 2024-2025 » **83**

Segmentation of consumers buying dietary supplements in Poland

- Segments of dietary supplement consumers in Poland (%), by gender and age, 2025 » **85**
- Respondents' opinions on selected aspects of dietary supplements, by segment, 2025 » **86**
- Most important factors taken into account by buyers of dietary supplements in Poland (%), by segment, 2025 » **86**
- Basic socio-demographic characteristics of the Budget Seekers segment (%), 2025 » **87**

Basic socio-demographic characteristics of the Health Enthusiasts segment (%), 2025 » **88**

Basic socio-demographic characteristics of the Conservative Pragmatists segment (%), 2025 » **90**

Basic socio-demographic characteristics of the Occasional Minimalists segment (%), 2025 » **91**

Distribution channels in the dietary supplements retail market in Poland

Value (PLN m) and change (% YoY) of the pharmacy market for dietary supplements in Poland, 2021-2030 » **94**

Number of packages of dietary supplements sold in Poland (million) and its change (%), 2021-H1 2025 » **95**

Average price of a dietary supplement package in Poland (PLN) and its change (%), 2021-H1 2025 » **95**

Average price per package of a dietary supplement compared to other categories of pharmacy products in Poland (PLN), 2021-H1 2025 » **96**

Selected manufacturers of dietary supplements with the highest prices in the pharmacy market in Poland (PLN per package), 2021-H1 2025 » **97**

Sales value of top 20 best-selling dietary supplement brands (product lines) in pharmacies in Poland (PLN m), 2021-H1 2025 » **98**

Change in sales value of top 20 best-selling dietary supplements brands (product lines) in pharmacies in Poland (%), 2021-H1 2025 » **99**

Shares of top 20 best-selling dietary supplements brands (product lines) in pharmacy sales of dietary supplements in Poland (%), by sales value, 2021-H1 2025 » **100**

Sales value of 20 best-selling dietary supplements in pharmacies in Poland (PLN m), 2021-H1 2025 » **101**

Sales value of top 20 manufacturers in the pharmacy market for dietary supplements in Poland (PLN m), 2021-H1 2025 » **102**

Change in sales value of top 20 manufacturers of dietary supplements in the pharmacy market in Poland (%), 2021-H1 2025 » **102**

Shares of top 20 manufacturers in pharmacy sales of dietary supplements in Poland (%), by sales value, 2021-H1 2025 » **103**

Concentration of manufacturers' sales in the pharmacy market for dietary supplements in Poland, by sales value, 2021-H1 2025 » **104**

Top 20 manufacturers in the pharmacy market for dietary supplements in Poland, by number of packages sold (million), 2021-H1 2025 » **105**

Change in the number of packages sold by top 20 manufacturers of dietary supplements in the pharmacy market in Poland (%), 2021-H1 2025 » **105**

Shares of top 20 manufacturers in pharmacy sales of dietary supplements in Poland (%), by number of packages sold, 2021-H1 2025 » **106**

Value (PLN m) and change (% YoY) of non-pharmacy sales of dietary supplements in offline stores in Poland, 2021-2030 » **108**

Value of non-pharmacy sales of dietary supplements in offline stores in Poland (PLN m), by type of store, 2021-2030 » **109**

Change in non-pharmacy sales of dietary supplements in offline stores in Poland (%), by type of store, 2021-2030 » **110**

Shares of individual store types in the value of non-pharmacy offline sales of dietary supplements in Poland (%), 2021-2030 » **110**

Number of general grocery stores in various distribution channels, at petrol stations and specialist stores in Poland, 2021-2025 and 2030 » **111**

Number of stores of each chain in Poland, by selected distribution channels, 2024 » **111**

Store count of the largest health and beauty chains in Poland with dietary supplements on offer, 2020-2025 » **116**

Purchase of selected non-cosmetic products in health and beauty stores in Poland (%), 2023-2025 » **116**

Store count of selected largest herbal and medical chains and herbalist stores with dietary supplements on offer in Poland, 2023-2025 » **118**

Store count of selected sports store chains offering nutritional and dietary supplements in Poland, 2020-2025 » **119**

Value (PLN m) and change (% YoY) of online sales of dietary supplements in Poland, 2021-2030 » **120**

Sales value of dietary supplements in online pharmacies, online stores and e-commerce platforms (PLN m), 2021-2030 » **122**

Change in sales value of dietary supplements in online pharmacies, online stores and e-commerce platforms (% YoY), 2021-2030 » **122**

Shares of online pharmacies, online stores and e-commerce platforms in the value of the online dietary supplements market in Poland (%), 2021-2030 » **122**

Number of page views of selected online pharmacies in Poland (million visits), Q2 2022-Q2 2025 » **124**

Number of page views for selected online stores selling nutritional supplements for athletes and dietary supplements in Poland (million visits), H1 2024-H1 2025 » **126**

Selected largest pharmacy chains in Poland (number of outlets), 2020-2025 » **127**

Analysis of product categories in the dietary supplements market in Poland

Sales value of the top 20 categories in the dietary supplements market in Poland (PLN m), offline pharmacies, 2021-H1 2025 » **130**

Change in sales value of the top 20 categories in the dietary supplements market in Poland (%), offline pharmacies, 2021-H1 2025 » **130**

Value shares of the top 20 categories in the dietary supplements market in Poland (%), offline pharmacies, 2021-H1 2025 » **131**

Number of packages sold for the top 20 categories in the dietary supplements market in Poland (million), offline pharmacies, 2021-H1 2025 » **132**

Change in the number of packages sold for the top 20 categories in the dietary supplements market in Poland (%), offline pharmacies, 2021-H1 2025 » **133**

Volume shares of the top 20 categories in the dietary supplements market in Poland (%), offline pharmacies, 2021-H1 2025 » **133**

Average prices in the dietary supplements market in Poland (PLN), by category in offline pharmacies, 2021-H1 2025 » **135**

Change in average prices in the dietary supplements market in Poland (%), by category in offline pharmacies, 2021-H1 2025 » **136**

Share of Poles who purchased selected categories of non-prescription products (%), by selected socio-demographic characteristics, 2025 » **138**

Places of purchase of the main categories in the non-prescription products market in Poland (%), 2025 » **139**

Growth prospects for selected groups of dietary supplements in Poland (%), 2025-2028 » **141**

Appendix – Largest categories in the pharmacy market

Sales value (PLN m) and change (%) of the probiotics category in Poland, 2021-H1 2025 » **143**

20 bestselling probiotics in Poland, by value (PLN m), 2021-H1 2025 » **143**

20 bestselling probiotics in Poland, by number of packages sold (million),

2021-H1 2025 » **144**

Top 20 manufacturers of probiotics in Poland, by sales value (PLN m), 2021-H1 2025 » **145**

Top 10 manufacturers of probiotics in Poland, by number of packages sold (million),

2021-H1 2025 » **145**

Sales value (PLN m) and change (%) of dietary supplements for cold and flu in Poland,

2021-H1 2025 » **146**

20 bestselling cold and flu dietary supplements in Poland, by value (PLN m),

2021-H1 2025 » **147**

10 bestselling cold and flu dietary supplements in Poland, by number of packages sold (million),

2021-H1 2025 » **147**

Top 20 manufacturers of cold and flu dietary supplements in Poland, by sales value (PLN m),

2021-H1 2025 » **148**

Top 10 manufacturers of cold and flu dietary supplements in Poland,

by number of packages sold (million), 2021-H1 2025 » **149**

Sales value (PLN m) and change (%) of preparations supporting the nervous system in Poland,

2021-H1 2025 » **150**

20 bestselling dietary supplements supporting the nervous system in Poland, by value (PLN m),

2021-H1 2025 » **150**

10 bestselling dietary supplements supporting the nervous system in Poland,

by number of packages sold (million), 2021-H1 2025 » **151**

Top 20 manufacturers of dietary supplements supporting the nervous system in Poland,

by sales value (PLN m), 2021-H1 2025 » **152**

Top 10 manufacturers of dietary supplements supporting the nervous system in Poland,

by number of packages sold (million), 2021-H1 2025 » **152**

Sales value (PLN m) and change (%) of magnesium dietary supplements in Poland,

2021-H1 2025 » **153**

20 bestselling magnesium dietary supplements in Poland, by value (PLN m),

2021-H1 2025 » **153**

20 bestselling magnesium dietary supplements in Poland, by number of packages sold (million),

2021-H1 2025 » **154**

Top 20 manufacturers of magnesium dietary supplements in Poland, by sales value (PLN m),

2021-H1 2025 » **155**

Top 10 manufacturers of magnesium dietary supplements in Poland,

by number of packages sold (million), 2021-H1 2025 » **156**

Sales value (PLN m) and change (%) of muscle, bone and joint strengthening dietary supplements in Poland, 2021-H1 2025 >> **157**

20 bestselling dietary supplements supporting muscles, bones and joints in Poland, by value (PLN m), 2021-H1 2025 >> **157**

10 bestselling dietary supplements supporting muscles, bones and joints in Poland, by number of packages sold (million), 2021-H1 2025 >> **158**

Top 20 manufacturers of dietary supplements supporting muscles, bones and joints in Poland, by sales value (PLN m), 2021-H1 2025 >> **159**

Top 10 manufacturers of dietary supplements supporting muscles, bones and joints in Poland, by number of packages sold (million), 2021-H1 2025 >> **159**

Sales value (PLN m) and change (%) of omega fatty acid and fish oil dietary supplements in Poland, 2021-H1 2025 >> **160**

20 bestselling omega fatty acid and fish oil dietary supplements in Poland, by value (PLN m), 2021-H1 2025 >> **161**

10 bestselling omega fatty acid and fish oil dietary supplements in Poland, by number of packages sold (million), 2021-H1 2025 >> **161**

Top 20 manufacturers of omega fatty acid and fish oil dietary supplements in Poland, by sales value (PLN m), 2021-H1 2025 >> **162**

Top 10 manufacturers of omega fatty acid and fish oil dietary supplements in Poland, by number of packages sold (million), 2021-H1 2025 >> **163**

Sales value (PLN m) and change (%) of vitamins and minerals for adults in Poland, 2021-H1 2025 >> **163**

20 bestselling dietary supplements in the category of vitamins and minerals for adults in Poland (PLN m), 2021-H1 2025 >> **164**

10 bestselling dietary supplements in the category of vitamins and minerals for adults in Poland, by number of packages sold (million), 2021-H1 2025 >> **165**

Top 20 manufacturers of dietary supplements in the category of vitamins and minerals for adults in Poland, by sales value (PLN m), 2021-H1 2025 >> **165**

Top 10 manufacturers of dietary supplements in the category of vitamins and minerals for adults in Poland, by number of packages sold (million), 2021-H1 2025 >> **166**

Sales value (PLN m) and change (%) of vitamin D dietary supplements in Poland, 2021-H1 2025 >> **167**

20 bestselling vitamin D dietary supplements in Poland, by value (PLN m), 2021-H1 2025 >> **167**

10 bestselling vitamin D dietary supplements in Poland, by number of packages sold (million), 2021-H1 2025 >> **168**

Top 20 manufacturers of vitamin D dietary supplements in Poland, by sales value (PLN m), 2021-H1 2025 >> **169**

Top 10 manufacturers of vitamin D dietary supplements in Poland, by number of packages sold (million), 2021-H1 2025 >> **169**

Sales value (PLN m) and change (%) of dietary supplements improving the condition of hair, skin and nails in Poland, 2021-H1 2025 >> **170**

20 bestselling dietary supplements improving the condition of hair, skin and nails in Poland, by value (PLN m), 2021-H1 2025 >> **170**

10 bestselling dietary supplements improving the condition of hair, skin and nails in Poland, by number of packages sold (million), 2021-H1 2025 >> **171**

Top 20 manufacturers of dietary supplements improving the condition of hair, skin and nails in Poland, by sales value (PLN m), 2021-H1 2025 >> **172**

Top 10 manufacturers of dietary supplements improving the condition of hair, skin and nails in Poland, by number of packages sold (million), 2021-H1 2025 >> **172**

Sales value (PLN m) and change (%) of dietary supplements supporting liver functions in Poland, 2021-H1 2025 >> **173**

20 bestselling dietary supplements supporting liver functions in Poland, by value (PLN m), 2021-H1 2025 >> **173**

10 bestselling dietary supplements supporting liver functions in Poland, by number of packages sold (million), 2021-H1 2025 >> **174**

Top 20 manufacturers of dietary supplements supporting liver functions in Poland, by sales value (PLN m), 2021-H1 2025 >> **175**

Top 10 manufacturers of dietary supplements supporting liver functions in Poland, by number of packages sold (million), 2021-H1 2025 >> **176**

Sales value (PLN m) and change (%) of electrolytes in Poland, 2021-H1 2025 >> **176**

10 bestselling electrolytes in Poland, by value (PLN m), 2021-H1 2025 >> **177**

10 bestselling electrolytes in Poland, by number of packages sold (million), 2021-H1 2025 >> **177**

Top 10 manufacturers of electrolytes in Poland, by sales value (PLN m), 2021-H1 2025 >> **178**

Top 10 manufacturers of electrolytes in Poland, by number of packages sold (million), 2021-H1 2025 >> **178**

Sales value (PLN m) and change (%) of dietary supplements improving digestion and intestinal health in Poland, 2021-H1 2025 >> **179**

20 bestselling dietary supplements improving digestion and intestinal health in Poland, by value (PLN m), 2021-H1 2025 >> **179**

10 bestselling dietary supplements improving digestion and intestinal health in Poland, by number of packages sold (million), 2021-H1 2025 >> **180**

Top 20 manufacturers of dietary supplements improving digestion and intestinal health in Poland, by sales value (PLN m), 2021-H1 2025 >> **181**

Top 10 manufacturers of dietary supplements improving digestion and intestinal health in Poland, by number of packages sold (million), 2021-H1 2025 >> **182**

Sales value (PLN m) and change (%) of eye health dietary supplements in Poland, 2021-H1 2025 >> **182**

20 bestselling eye health dietary supplements in Poland, by value (PLN m), 2021-H1 2025 >> **183**

10 bestselling eye health dietary supplements in Poland, by number of packages sold (million), 2021-H1 2025 >> **183**

Top 20 manufacturers of eye health dietary supplements in Poland, by sales value (PLN m), 2021-H1 2025 >> **184**

Top 10 manufacturers of eye health dietary supplements in Poland, by number of packages sold (million), 2021-H1 2025 >> **185**

Sales value (PLN m) and change (%) of dietary supplements supporting the urinary tract functions in Poland, 2021-H1 2025 >> **185**

20 bestselling dietary supplements supporting the urinary tract functions in Poland, by value (PLN m), 2021-H1 2025 >> **186**

10 bestselling dietary supplements supporting the urinary tract functions in Poland, by number of packages sold (million), 2021-H1 2025 >> **187**

Top 10 manufacturers of dietary supplements supporting the urinary tract functions in Poland, by sales value (PLN m), 2021-H1 2025 >> **187**

Top 10 manufacturers of dietary supplements supporting the urinary tract functions in Poland, by number of packages sold (million), 2021-H1 2025 >> **188**

Sales value (PLN m) and change (%) of dietary supplements for sore throat in Poland, 2021-H1 2025 >> **188**

20 bestselling dietary supplements for sore throat in Poland, by value (PLN m), 2021-H1 2025 >> **189**

10 bestselling dietary supplements for sore throat in Poland, by number of packages sold (million), 2021-H1 2025 >> **190**

Top 10 manufacturers of dietary supplements for sore throat in Poland, by sales value (PLN m), 2021-H1 2025 » **190**

Top 10 manufacturers of dietary supplements for sore throat in Poland, by number of packages sold (million), 2021-H1 2025 » **191**

Sales value (PLN m) and change (%) of vitamin C dietary supplements in Poland, 2021-H1 2025 » **191**

20 bestselling vitamin C dietary supplements in Poland, by value (PLN m), 2021-H1 2025 » **192**

10 bestselling vitamin C dietary supplements in Poland, by number of packages sold (million), 2021-H1 2025 » **192**

Top 10 manufacturers of vitamin C dietary supplements in Poland, by sales value (PLN m), 2021-H1 2025 » **193**

Top 10 manufacturers of vitamin C dietary supplements in Poland, by number of packages sold (million), 2021-H1 2025 » **193**

Sales value (PLN m) and change (%) of vitamins and minerals for women before and during pregnancy in Poland, 2021-H1 2025 » **194**

20 bestselling dietary supplements in the category of vitamins and minerals for women before and during pregnancy in Poland, by value (PLN m), 2021-H1 2025 » **195**

10 bestselling dietary supplements in the category of vitamins and minerals for women before and during pregnancy in Poland, by number of packages sold (million), 2021-H1 2025 » **195**

Top 10 manufacturers of dietary supplements in the category of vitamins and minerals for women before and during pregnancy in Poland, by sales value (PLN m), 2021-H1 2025 » **196**

Top 10 manufacturers of dietary supplements in the category of vitamins and minerals for women before and during pregnancy in Poland, by number of packages sold (million), 2021-H1 2025 » **196**

Sales value (PLN m) and change (%) of dietary supplements supporting the cardiovascular system in Poland, 2021-H1 2025 » **197**

10 bestselling dietary supplements supporting the cardiovascular system in Poland, by value (PLN m), 2021-H1 2025 » **198**

10 bestselling dietary supplements supporting the cardiovascular system in Poland, by number of packages sold (million), 2021-H1 2025 » **198**

Top 10 manufacturers of dietary supplements supporting the cardiovascular system in Poland, by sales value (PLN m), 2021-H1 2025 » **199**

Top 10 manufacturers of dietary supplements supporting the cardiovascular system in Poland, by number of packages sold (million), 2021-H1 2025 >> **199**

Sales value (PLN m) and change (%) of vitamin B dietary supplements in Poland, 2021-H1 2025 >> **200**

10 bestselling vitamin B dietary supplements in Poland, by value (PLN m), 2021-H1 2025 >> **200**

10 bestselling vitamin B dietary supplements in Poland, by number of packages sold (million), 2021-H1 2025 >> **201**

Top 10 manufacturers of vitamin B dietary supplements in Poland, by sales value (PLN m), 2021-H1 2025 >> **201**

Top 10 manufacturers of vitamin B dietary supplements in Poland, by number of packages sold (million), 2021-H1 2025 >> **202**

Sales value (PLN m) and change (%) of weight loss dietary supplements in Poland, 2021-H1 2025 >> **202**

10 bestselling weight loss dietary supplements in Poland, by sales value (PLN m), 2021-H1 2025 >> **203**

10 bestselling weight loss dietary supplements in Poland, by number of packages sold (million), 2021-H1 2025 >> **203**

Top 10 manufacturers of weight loss dietary supplements in Poland, by sales value (PLN m), 2021-H1 2025 >> **204**

Top 10 manufacturers of weight loss dietary supplements in Poland, by number of packages sold (million), 2021-H1 2025 >> **204**

PMR MARKET EXPERTS

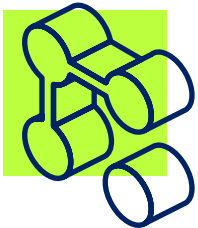
by Hume's

WE UNDERSTAND THAT DATA IS NOT JUST ABOUT NUMBERS.

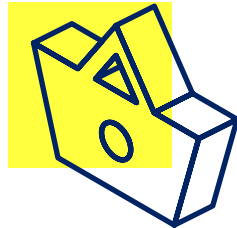
IT IS THE FOUNDATION OF THE DECISIONS SHAPING THE FUTURE OF YOUR BUSINESS.

At PMR Market Experts, we have been preparing cyclical industry reports for over 20 years, refining our sector knowledge.

Our core specialisations:



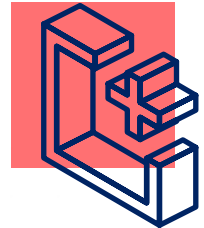
Digital & ICT



Retail



Pharma & Healthcare




Construction

Our reports are more than just a compilation of facts – **they are reliable knowledge based on proven methodology.** We combine primary and secondary data, proprietary algorithms and econometric models to provide precise information about the market, its values, growth rates, segments and key players.

We are part of **Hume's Institute** – a 360 research agency specialising in quantitative and qualitative research, forecasting and market predictions.

PMR Market Experts' data analysis and verification expertise, unique insights and proven forecasts provided by Hume's Institute give real insight and advantage to our Clients.

More than **600 clients worldwide** have already benefited from our services. We have analysed more than **5,000 brands**, operating in over **50 markets**. The trust placed in us by the major players is confirmed by the fact that we work with **70% of the prestigious Fortune 500 companies.**



tel.: +48 609 290 093
info@pmrcorporate.com
www.pmrmarketexperts.com



Krolewska 57
30-081 Krakow
Poland