


**PMR** DIGITAL  
EXPERTS

# PAY TV AND VOD MARKET IN POLAND 2025

Market analysis and development  
forecasts for 2025-2030

© 1996–2025+ PMR MARKET EXPERTS



# Table of contents

**Executive summary » 7**

**Overview of the pay TV and VOD market in Poland » 18**

**Pay TV and VOD market » 30**

**Pay TV market value and change » 30**

**Number of pay TV subscribers and market structure » 33**

**Major trends and developments in the pay TV market » 38**

**Development of the DVB-T television » 61**

**Content and programme offer » 64**

**Prices in the pay TV market » 69**

**VOD services » 83**

**Profiles of major players in the VOD services market » 123**

Netflix > **123**

HBO Max > **127**

Amazon Prime Video > **131**

Disney+ > **133**

SkyShowtime > **136**

**Findings of PMR's B2C survey on VOD services in Poland » 138**

**Using VOD services by households in Poland » 138**

**Paid VOD content – subscriptions, PPV and home VOD libraries » 145**

**VOD services abandonment » 149**

**Households in Poland not using VOD services » 154**

**Household plans and attitudes towards new VOD services » 156**

**Most popular content on VOD platforms » 160**

Television vs VOD services >>> **162**

Operator channel >>> **165**

## **Growth forecasts for the pay TV and VOD market in 2025-2030 >>> 167**

### **Factors to influence the pay TV and VOD services market in Poland >>> 168**

General macroeconomic outlook >>> **168**

Overall price growth rate >>> **169**

Labour market situation in Poland >>> **170**

Polish population's financial situation >>> **171**

Demographic situation in Poland >>> **172**

Geopolitical environment >>> **173**

Global trade tensions > **173**

War in Ukraine > **174**

Other risks > **174**

### **Volume and value forecasts for the pay TV market >>> 174**

### **Factors impacting the market and situation in its different segments >>> 179**

Digital satellite platforms >>> **184**

CaTV operators >>> **184**

IPTV operators >>> **185**

### **Volume and value forecasts for the VOD market >>> 186**

Alternative development scenarios for the SVOD market > **200**

### **Megatrends, forecasts and international comparisons >>> 202**

Largest VOD platforms globally >>> **202**

Netflix > **204**

Amazon.com > **205**

The Walt Disney Company > **206**

Warner Bros. Discovery > **207**

Paramount > **208**

European trends >>> **210**

## Structure of the pay TV market » 212

### Digital platforms market » 214

Number of subscribers » 214

Market value and change » 217

Profiles of key players » 219

Polsat Plus Group (PPG) > 219

CANAL+ > 224

### CaTV market » 228

Number of subscribers » 228

Market value and change » 231

Profiles of key players » 232

P4 Sp. z o.o. > 232

Vectra Group > 236

INEA > 240

TOYA > 244

### IPTV market » 246

Profiles of key players » 252

Orange Polska > 252

Netia > 257

## Methodology » 260

## List of graphs and tables » 270

## About PMR » 287

# List of graphs and tables

## Overview of the pay TV and VOD market in Poland » 18

- PMR forecast: Number of households in Poland and its change, 2017-2030 » 19
- PMR forecast: Number of households with access to pay TV and VOD services in Poland, 2015-2024, 2027 and 2030 » 19
- PMR forecast: ARPU from pay TV and SVOD services per household in Poland (PLN), 2015-2024, 2027 and 2030 » 20
- PMR forecast: Ratio of ARPU from pay TV services per household to ARPU from SVOD services per household in Poland, 2015-2024, 2027 and 2030 » 20
- PMR forecast: Value and change of the pay TV and VOD market in Poland, 2015-2024, 2027 and 2030 » 21
- PMR forecast: Value structure of the pay TV and VOD service market in Poland (%), by segment, 2015-2024, 2027 and 2030 » 21
- PMR forecast: Churn rate for satellite digital platform or pay CaTV services in Poland (%), total churn and churn to VOD, 2015-2024, 2027 and 2030 » 21
- PMR forecast: Number of households in Poland using VOD services (million), broken down into AVOD + paid VOD, AVOD only and paid VOD only, 2015-2024, 2027 and 2030 » 22
- Structure of households using paid VOD in Poland, by shared services, 2018-2024 » 23
- Structure of households using pay TV in Poland, by shared services, 2018-2024 » 23
- PMR forecast: Number of households using SVOD services in Poland (million), 2015-2024, 2027 and 2030 » 24
- PMR forecast: Penetration of Polish households with SVOD services (%), 2015-2024, 2027 and 2030 » 24
- PMR forecast: Number of SVOD subscriptions in Poland (million), broken down into direct sales, HBO Max and other SVOD subscriptions in the operator channel, 2015-2024, 2027 and 2030 » 25
- PMR forecast: Annual change in the number of SVOD subscriptions in Poland (% YoY), 2015-2024, 2027 and 2030 » 25
- PMR forecast: Breakdown of the number of SVOD subscriptions in Poland (%), by direct sales and the operator channel, 2015-2024, 2027 and 2030 » 26

PMR forecast: Number of SVOD subscriptions per household in Poland, 2015-2024, 2027 and 2030 >> **27**

Breakdown of the number of SVOD subscriptions in Poland (%), by market players, 2024 >> **27**

Number of subscribers to the different pay SVOD services in Poland and its net change (thousand), 2023-2026 >> **28**

PMR forecast: Value of the paid SVOD market in Poland (PLN m), broken down into direct sales, HBO Max and other SVOD subscriptions in the operator channel, 2015-2024, 2027 and 2030 >> **29**

## Pay TV and VOD market >> **30**

Value and change of the pay TV market in Poland, 2015-2024 >> **31**

Change in the value of the pay TV market in Poland (% YoY), by segment, 2015-2024 >> **31**

Breakdown of the pay TV market in Poland, by revenue generated from different types of services (PLN bn, %), 2024 >> **32**

Breakdown of the pay TV market in Poland, by revenue generated from different types of services (PLN bn, %), 2023 >> **32**

Number of Multiroom services in the pay TV market in Poland and its change, 2015-2024 >> **33**

Penetration of the pay TV subscriber base with Multiroom services in Poland (%), 2015-2024 >> **33**

Number of pay TV subscribers in Poland and its change, 2015-2024 >> **34**

Net change in the number of subscribers to satellite, cable pay TV and IPTV in Poland (thousand), 2015-2024 >> **34**

Breakdown of the pay TV market in Poland, by number of subscribers to different types of services (million, %), 2024 >> **36**

Breakdown of the pay TV market in Poland, by number of subscribers to different types of services (million, %), 2023 >> **37**

Share of households using pay TV in Poland (%), 2025 >> **38**

Pay TV penetration in households in Poland (%), 2015-2024 >> **38**

Number of households with access to TV in Poland and its change, by paid services and DVB-T2, 2015-2024 >> **39**

Number of households without access to pay TV services in Poland and its change, 2015-2024 >> **39**

Number of households without access to pay TV services in Poland (million), broken down into those using DVB-T and not using TV at all, 2015-2024 >>> **40**

Structure of households in Poland (%), by those using pay TV, only DVB-T or not using TV at all, 2015-2024 >>> **40**

Structure of households using TV in Poland (%), by those using pay TV, only DVB-T or without access to pay TV and DVB-T, 2015-2024 >>> **41**

Number of households in Poland using digital terrestrial TV offer and its change, 2015-2024 >>> **41**

Number of households in Poland using both pay TV and DVB-T services and its change, 2015-2024 >>> **42**

Share of households in Poland using digital terrestrial TV offer (%), 2015-2024 >>> **42**

Net change in the number of households with access to pay TV in Poland (thousand), 2015-2024 >>> **43**

Net change in the number of households with access to satellite and cable pay TV in Poland (thousand), 2015-2024 >>> **43**

Number of households in Poland that gave up satellite or cable pay TV and the churn rate, 2015-2024 >>> **44**

Number of households in Poland that gave up pay TV and the churn rate, 2015-2024 >>> **44**

Value of revenue lost by pay TV providers due to households giving up satellite or CaTV subscriptions (PLN m), 2015-2024 >>> **45**

Number of households in Poland that gave up satellite or cable pay TV in favour of DVB-T, IPTV and VOD (thousand), 2015-2024 >>> **45**

Number of households in Poland using both pay TV and VOD services and its change, 2017-2024 >>> **46**

Share of pay TV subscribers in Poland who purchased access to an SVOD service as part of a pay TV offer (%), 2024-2025 >>> **47**

SVOD platforms available to pay TV subscribers in Poland under an agreement with a TV service provider (%), 2024-2025 >>> **47**

Households in Poland willing to reduce or fully give up their use of pay TV (%), 2022-2025 >>> **48**

Main reasons for households in Poland to fully give up on pay TV (%), 2024-2025 >>> **48**

Share of households in Poland that reduced their pay TV subscription in favour of VOD services (%), 2022-2025 >>> **49**

- Share of households in Poland that purchased another pay TV service without giving up on their existing pay TV subscription (%), 2024-2025 >> **49**
- Share of households in Poland that gave up on their pay TV subscription from one provider in favour of a different one (%), 2024-2025 >> **49**
- Types of TV package currently used by households in Poland under a contract with a pay TV provider (%), 2024-2025 >> **50**
- Share of households with access to online linear TV services in Poland (%), 2024-2025 >> **50**
- Top 5 online linear TV services in Poland, by share in the number of households\* (%), 2024-2025 >> **51**
- Frequency of using linear TV services online among households in Poland (%), 2024-2025 >> **51**
- Types of linear TV content viewed online by households in Poland (%), 2024-2025 >> **52**
- Number of households in Poland having TV access via internet and its change, 2016-2024 >> **53**
- Share of households in Poland having TV access via internet (%), 2016-2024 >> **53**
- Sales of TVs in Poland and their change, 2015-2024 >> **54**
- Value of TV sales in Poland and its change, 2015-2024 >> **54**
- Sales of smart TVs in Poland and their change, 2016-2024 >> **54**
- Value of smart TV sales in Poland and its change, 2016-2024 >> **55**
- Share of Polish households having a TV (%), 2024-2025 >> **55**
- Reasons for not having TVs in households in Poland (%), 2024-2025 >> **56**
- Shares of households in Poland watching pay TV on the different devices (%), 2021-2025 >> **57**
- Average time spent daily watching TV in Poland (minutes), 2015-2024 >> **57**
- Average number of hours per week spent on watching TV or VOD services content by respondents in Poland, 2025 >> **58**
- Number of TV programmes in Poland with more than 3 million viewers, 2019-2024 >> **58**
- Share of households having TVs and computers in Poland (%), 2015-2024 >> **59**
- SWOT analysis of the pay TV market in Poland, 2025 >> **61**
- Shares of the different channel categories in the digital satellite TV and IPTV offer from the PPG in Poland (%), broken down into the different packages, July 2025 >> **65**
- Shares of the different channel categories in the digital satellite TV offer from CANAL+ in Poland (%), broken down into the different packages, July 2025 >> **66**

Shares of the different channel categories in the digital CaTV offer from Vectra in Poland (%), broken down into the different packages, July 2025 >>> **66**

Shares of the different channel categories in the digital CaTV offer from INEA in Poland (%), broken down into the different packages, July 2025 >>> **67**

Shares of the different channel categories in the digital CaTV offer from TOYA in Poland (%), broken down into the different packages, July 2025 >>> **67**

Shares of the different channel categories in the digital CaTV offer from Play in Poland (%), broken down into the different packages, July 2025 >>> **68**

Shares of the different channel categories in the IPTV offer from T-Mobile in Poland (%), broken down into the different packages, July 2025 >>> **68**

Shares of the different channel categories in the IPTV offer from Orange in Poland (%), broken down into the different packages, July 2025 >>> **69**

Prices of the different TV packages in the digital satellite TV and IPTV offer from Cyfrowy Polsat in Poland (PLN/month), July 2025 >>> **69**

Prices of the different TV packages in the digital satellite TV offer from CANAL+ in Poland (PLN/month), July 2025 >>> **70**

Prices of the different TV packages in the digital CaTV offer from Vectra in Poland (PLN/month), July 2025 >>> **71**

Prices of the different TV packages in the IPTV offer from INEA in Poland (PLN/month), July 2025 >>> **71**

Prices of the different TV packages in the digital CaTV offer from TOYA in Poland (PLN/month), July 2025 >>> **73**

Prices of the different TV packages in the digital CaTV offer from Play in Poland (PLN/month), July 2025 >>> **73**

Prices of the different TV packages in the digital CaTV offer from Play in Poland (PLN/month), including additional points, July 2025 >>> **74**

Prices of the different TV packages in the IPTV offer from Orange in Poland (PLN/month), July 2025 >>> **75**

Prices of the different TV packages in the IPTV offer from Netia in Poland (PLN/month), July 2025 >>> **77**

Prices of the different TV packages in the IPTV offer from T-Mobile in Poland (PLN/month), July 2025 >>> **78**

Prices of premium packages available in the IPTV offer from Cyfrowy Polsat in Poland (PLN/month), July 2025 >>> **80**

Prices of premium packages available in the digital satellite TV offer from CANAL+ in Poland (PLN/month), July 2025 >> **80**

Prices of premium packages available in the digital CaTV offer from INEA in Poland (PLN/month), July 2025 >> **80**

Prices of premium packages available in the digital CaTV offer from TOYA in Poland (PLN/month), July 2025 >> **81**

Prices of premium packages available in the digital CaTV offer from Play in Poland (PLN/month), July 2025 >> **81**

Prices of premium packages available in the IPTV "Dokup przez dekodery" offer from Orange in Poland (PLN/month), July 2025 >> **82**

Prices of premium packages available in the IPTV offer from Netia in Poland (PLN/month), July 2025 >> **82**

Comparison of selected VOD and OTT offers available in Poland, June 2025 >> **83**

Number of VOD users in Poland and its change, 2015-2024 >> **85**

Breakdown of the VOD market in Poland, by number of users (million), 2015-2024 >> **85**

Number of VOD service users in the paid model and its change, by different types of services, 2015-2024 >> **86**

Number of households in Poland using VOD services and its change, 2015-2024 >> **86**

Structure of households in Poland using VOD services (%), by paid and only free of charge services, 2015-2024 >> **87**

Number of households in Poland using free VOD services and its change, 2015-2024 >> **88**

Number of households in Poland using free of charge VOD services (million), by those using AVOD only and using AVOD and paid VOD, 2015-2024 >> **88**

Penetration of Polish households with VOD services (%), 2015-2024 >> **88**

Penetration of Polish households with paid VOD services (%), 2015-2024 >> **89**

Penetration of Polish households with pay TV services and paid VOD services (%), 2015-2024 >> **89**

Structure of households in Poland using VOD services and change, by different types of services, 2015-2024 >> **90**

Breakdown of the number of subscriptions to SVOD services in Poland (%), by direct sales and the operator channel, 2015-2024 >> **91**

Number of subscribers to paid SVOD services in Poland and its change, 2015-2024 >> **91**

Number of SVOD subscriptions per Polish household using SVOD services, 2015-2024 >> **92**

- Penetration of Polish households with SVOD services (%), 2015-2024 >>> **93**
- Penetration of Polish households having internet access with SVOD services (%), 2015-2024 >>> **93**
- Number and share of households in Poland subscribing to SVOD services and sharing their subscription with other households, 2015-2024 >>> **94**
- Percentage of households using someone else's SVOD subscription in the total number of households using SVOD services in Poland (%), 2015-2024 >>> **94**
- Impact of the change in Netflix's account sharing policy on subscription decisions (%), 2025 >>> **96**
- Impact of the change in Disney+'s account sharing policy on subscription decisions (%), 2025 >>> **96**
- Estimation of the value of lost revenues by SVOD platform providers due to shared subscriptions (PLN m), 2018-2024 >>> **97**
- Number of subscribers to paid SVOD services in the operator channel in Poland (million), broken down by HBO Max and other services, 2015-2024 >>> **97**
- Number of HBO Max service subscribers in the operator channel and its change, 2015-2024 >>> **98**
- Number of active CDA Premium\* subscribers in Poland (thousand), Q1 2021-Q1 2025 >>> **99**
- Number of subscribers to different paid SVOD services in Poland (thousand), 2018-2024 >>> **101**
- Churn rate for different SVOD platforms and the Polish market overall (%), 2025 >>> **103**
- Share of households cancelling a given SVOD service that gained access to a new SVOD platform within the past 12 months (%), August 2025 >>> **104**
- Structure of households in Poland paying for VOD services (%), by subscription access and only in the PPV model, 2015-2024 >>> **105**
- Number of users of PPV transactions in Poland and its change, 2015-2024 >>> **105**
- Number of PPV transactions in Poland and its change, 2015-2024 >>> **106**
- Value and change of the paid VOD market in Poland, 2015-2024 >>> **107**
- Value and change of the paid SVOD market in Poland, 2015-2024 >>> **107**
- Value of the paid SVOD market in Poland (PLN m), broken down into direct sales and the operator channel, 2015-2024 >>> **107**
- Average ARPU from SVOD services in Poland (PLN), 2015-2024 >>> **108**
- Average ARPU from SVOD services per user in Poland (PLN), 2015-2024 >>> **108**

- Average ARPU from SVOD services per household in Poland (PLN), 2015-2024 >>> **109**
- Value of revenues from subscription to SVOD services in the operator channel in Poland (PLN m), by HBO Max and other services, 2015-2024 >>> **110**
- Average ARPU from HBO Max service sold in the operator channel in Poland (PLN), 2015-2024 >>> **110**
- Availability of VOD services among selected pay TV providers, July 2024 >>> **111**
- Revenues from subscription to different SVOD services in Poland (PLN m), 2017-2024 >>> **119**
- Average ARPU from different SVOD services in Poland (PLN), 2023-2024 >>> **120**
- Value of revenues from PPV transactions in Poland and its change, 2015-2024 >>> **120**
- Overlapping content of selected streaming platforms in Poland (%), August 2025 >>> **121**
- Netflix subscription plans, July 2025 >>> **123**
- Netflix: Key operating and financial indicators in the VOD segment, 2016-2024 >>> **124**
- Profile of Netflix users (%), 2025 >>> **126**
- HBO Max subscription plans, July 2025 >>> **127**
- HBO Max: Key operating and financial indicators in the VOD segment, 2015-2024 >>> **128**
- Profile of HBO Max users (%), 2025 >>> **130**
- Amazon Prime Video: Key operational and financial indicators in the pay TV segment, 2017-2024 >>> **131**
- Profile of Amazon Prime Video users (%), 2025 >>> **132**
- Disney+ subscription plans, July 2025 >>> **133**
- Disney+: Key operating and financial indicators in the VOD segment, 2022-2024 >>> **134**
- Profile of Disney+ users (%), 2025 >>> **135**
- SkyShowtime subscription plans, July 2025 >>> **136**
- SkyShowtime: Key operational and financial indicators in the pay TV segment, 2023-2024 >>> **136**
- Profile of SkyShowtime users (%), 2025 >>> **137**
- Share of households using VOD services in Poland (%), 2024-2025 >>> **138**
- Share of households using VOD services in Poland (%), by paid and free services, 2020-2025 >>> **139**
- Factors influencing the purchase or continuation of VOD service subscriptions by households in Poland (%), 2025 >>> **140**
- VOD services available in households in Poland (%), 2022-2025 >>> **141**

VOD services that started being used in households in Poland over the past year (%), 2022-2025 >> **142**

Households in Poland using VOD services (%), by type of access, 2025 >> **143**

Households in Poland using free access to paid VOD services (%), by type of access, 2025 >> **143**

Households viewing VOD content in Poland (%), by device, 2022-2025 >> **144**

Frequency of using any VOD service by households in Poland (%), 2024-2025 >> **145**

Households using VOD services in the subscription model in Poland (%), by duration of subscription in a year, 2020-2025 >> **145**

Households using VOD services in the subscription model in Poland (%), by duration of subscription in a year – less than 12 months, 2020-2025 >> **146**

Average monthly spending on subscription to VOD services in households in Poland (%), 2020-2025 >> **146**

Number of people contributing to SVOD services subscription fee in Poland (%), 2025 >> **147**

Households using VOD services in the PPV model in Poland (%), by monthly transaction number, 2020-2025 >> **147**

Average one-off spending on PPV transactions in Polish households (%), 2020-2025 >> **148**

Households using paid VOD home libraries in Poland (%), by number of films accessed per month, 2020-2025 >> **148**

Average one-off spending on content in VOD home libraries in Polish households (%), 2020-2025 >> **149**

Share of households in Poland that wanted to switch their VOD service but ultimately decided against it (%), H2 2024-H1 2025 >> **149**

Reasons for not switching VOD service according to households in Poland (%), H2 2024-H1 2025 >> **150**

Additional features that could facilitate switching to another VOD service according to households in Poland (%), H2 2024-H1 2025 >> **150**

Share of households in Poland that cancel a VOD service subscription within a year in favour of another when the former's offer does not meet the expectations (%), 2025 >> **151**

Share of households in Poland that have unsubscribed from a VOD service and then returned to it (%), 2023-2025 >> **151**

Share of households in Poland that have unsubscribed from a VOD service and then returned to it (%), by VOD service, 2025 >> **152**

- Reasons for resubscribing to a VOD service according to households in Poland (%), 2025 >> **152**
- VOD services that stopped being used in households in Poland (%), H2 2024-H1 2025 >> **153**
- Reasons why households in Poland stopped using SVOD services (%), H2 2024-H1 2025 >> **154**
- Share of households in Poland with an active subscription to VOD services they do not use (%), 2025 >> **154**
- Reasons for not using VOD services by households in Poland (%), 2025 >> **155**
- Reasons for not using SVOD services by households in Poland (%), 2025 >> **155**
- Propensity of households to avail of a new SVOD service offering that may appear on the Polish market (%), 2022-2025 >> **156**
- Propensity of households to give up the subscription of the currently used SVOD service for the offer of a new SVOD service that may appear on the Polish market (%), 2022-2025 >> **157**
- Propensity of households to use SVOD service offering packages with ads in Poland (%), 2024-2025 >> **157**
- Interest among households in Poland in a bundle offering several VOD services at a lower price (%), 2025 >> **158**
- Top 5 VOD service packages potentially of interest to households in Poland (%), 2025 >> **158**
- Percentage of households in Poland planning to subscribe to an additional VOD service within the next 12 months (%), 2025 >> **159**
- Percentage of households in Poland that have not previously held a VOD service subscription but plan to purchase one within the next 12 months (%), 2025 >> **159**
- Percentage of households in Poland planning to cancel their VOD service subscription within the next 12 months (%), 2025 >> **159**
- Types of VOD content viewed by households in Poland (%), 2023-2025 >> **160**
- Most-watched film genres among users of VOD services in Poland (%), 2025 >> **161**
- Most-watched types of films among users of VOD services in Poland (%), 2025 >> **161**
- Types of VOD content viewed by households using VOD services in the PPV model in Poland (%), 2022-2025 >> **162**
- Households in Poland agreeing with the statement that VOD service complements pay TV offer (%), 2020-2025 >> **163**
- Proportion of households in Poland that gave up their pay TV subscription in favour of VOD services (%), 2021-2025 >> **163**

Agreement among households in Poland with the statement that they use VOD services more frequently than traditional television (%), 2025 >> **164**

Agreement among households in Poland with the statement that VOD platforms offer more attractive content than traditional television (%), 2025 >> **164**

Agreement among households in Poland with the statement that, in the context of sports broadcasts, they prefer traditional television over VOD services (%), 2025 >> **165**

Number of VOD services households in Poland have access to exclusively via the operator channel (%), 2025 >> **165**

Households in Poland using VOD services via the operator channel (%), by form of access, 2025 >> **166**

VOD services households in Poland have access to via television subscription (%), 2025 >> **166**

## **Growth forecasts for the pay TV and VOD market in 2025-2030 >> 167**

PMR forecast: GDP per capita and real GDP change in Poland, 2021-2030 >> **168**

PMR forecast: CPI in Poland (% YoY), 2021-2030 >> **169**

PMR forecast: Average annual LFS unemployment rate and real change of average monthly gross wage in Poland, 2021-2030 >> **170**

PMR forecast: Real growth of household disposable income and private consumption in Poland (% YoY), 2021-2030 >> **171**

PMR forecast: Number of residents in Poland, share of different demographic groups and number of residents including refugees from Ukraine, 2021-2030 >> **172**

PMR forecast: Number of households in Poland, number of households including refugees from Ukraine and average number of people per household, 2021-2030 >> **173**

PMR forecast: Number of pay TV subscribers in Poland and its change, 2024-2030 >> **175**

PMR forecast: Pay TV penetration in households in Poland\* (%), 2024-2030 >> **175**

PMR forecast: Structure of the pay TV market in Poland, by number of subscribers in the different sectors (million), 2024-2030 >> **175**

PMR forecast: Change in the number of subscribers in different sectors of the pay TV market in Poland (% YoY), 2024-2030 >> **176**

PMR forecast: Number of households with access to television in Poland (million), broken down into paid services and DVB-T, 2024-2030 >> **176**

PMR forecast: Change in the number of households with access to television in Poland (% YoY), broken down into paid services and DVB-T, 2024-2030 >> **176**

PMR forecast: Number of households without access to pay TV services in Poland and its change, 2024-2030 >> **177**

PMR forecast: Number of households without access to pay TV services in Poland (million), broken down into those using DVB-T and not using TV at all, 2024-2030 >> **177**

PMR forecast: Structure of households in Poland (%), broken down into those using pay TV, those using only DVB-T or those not using TV at all, 2024-2030 >> **178**

PMR forecast: Value and change of the pay TV market in Poland, 2024-2030 >> **178**

PMR forecast: Structure of the pay TV market in Poland, by value of its different segments (PLN bn), 2024-2030 >> **178**

PMR forecast: Change in the value of different pay TV market segments in Poland (% YoY), 2024-2030 >> **179**

PMR forecast: Structure of the pay TV market in Poland (%), by revenue generated from different types of services, 2024-2030 >> **179**

Factors impacting the value of the pay TV market in Poland, 2024-2030 >> **181**

PMR forecast: Net change in the number of households with access to pay TV in Poland (thousand), 2024-2030 >> **182**

PMR forecast: Net change in the number of households with access to satellite and cable pay TV in Poland (thousand), 2024-2030 >> **182**

PMR forecast: Number of households in Poland that gave up satellite or cable pay TV and the churn rate, 2024-2030 >> **182**

PMR forecast: Number of households in Poland that gave up pay TV and the churn rate, 2024-2030 >> **183**

PMR forecast: Number of households in Poland that gave up satellite or cable pay TV in favour of DVB-T, IPTV and VOD (thousand), 2024-2030 >> **183**

PMR forecast: Value of revenue lost by pay TV providers due to households giving up satellite or cable pay TV subscriptions (PLN m), 2024-2030 >> **183**

PMR forecast: Number of VOD users in Poland and its change, 2024-2030 >> **188**

PMR forecast: Structure of the VOD market in Poland, by number of users (million), 2024-2030 >> **188**

PMR forecast: Number of households in Poland using free VOD services and its change, 2024-2030 >> **189**

PMR forecast: Number of households in Poland using free VOD services (million), broken into those using AVOD only and using AVOD and paid VOD, 2024-2030 >> **189**

PMR forecast: Number of VOD service users in the paid model and its change, by different types of services, 2024-2030 >> **190**

PMR forecast: Number of households in Poland using VOD services and its change, 2024-2030 >> **190**

PMR forecast: Structure of households in Poland using VOD services (%), broken down into paid and only free of charge services, 2024-2030 >> **191**

PMR forecast: Penetration of Polish households with VOD services (%), 2024-2030 >> **191**

PMR forecast: Penetration of Polish households with pay TV services and paid VOD services (%), 2024-2030 >> **191**

PMR forecast: Structure of households in Poland using VOD services and its change, by different types of services, 2024-2030 >> **192**

PMR forecast: Number of subscribers to paid SVOD services in Poland and its change, 2024-2030 >> **192**

PMR forecast: Number of subscribers to paid SVOD services in Poland (thousand), by market players, 2024-2030 >> **193**

PMR forecast: Penetration of Polish households with SVOD services (%), 2024-2030 >> **194**

PMR forecast: Number of SVOD subscriptions per household in Poland, 2024-2030 >> **194**

PMR forecast: Number of PPV transactions in Poland and its change, 2024-2030 >> **194**

Factors impacting the value of the VOD market in Poland, 2024-2030 >> **195**

PMR forecast: Value and change of the paid VOD market in Poland, 2024-2030 >> **196**

PMR forecast: Value structure of the paid VOD market in Poland (%), by different types of services, 2024-2030 >> **197**

PMR forecast: Value and change of the paid SVOD market in Poland, 2024-2030 >> **197**

PMR forecast: Value of the paid SVOD market in Poland (PLN m), broken down into direct sales and the operator channel, 2024-2030 >> **198**

PMR forecast: Revenue from SVOD subscriptions in Poland and its change, 2024-2030 >> **198**

PMR forecast: Revenue from SVOD subscriptions in the operator channel in Poland (PLN m), broken down into HBO Max and other services, 2024-2030 >> **199**

PMR forecast: Change in revenue from SVOD subscriptions in the operator channel in Poland (% YoY), broken down into HBO Max and other services, 2024-2030 >> **199**

PMR forecast: Revenue from PPV transactions in Poland and its change, 2024-2030 >> **199**

PMR forecast: Projected change in the number of SVOD subscriptions in the baseline scenario and in the “no sharing of SVOD subscriptions” scenario (% YoY), 2024-2030 >>> **200**

PMR forecast: Projected change in the value of the SVOD market in the baseline scenario and in the “no sharing of SVOD subscriptions” scenario (% YoY), 2024-2030 >>> **200**

PMR forecast: Households using SVOD in the baseline scenario and in the “no sharing of SVOD subscriptions” scenario (million), 2024-2030 >>> **201**

PMR forecast: Number of SVOD subscriptions in Poland (million), baseline forecast and various scenarios, 2024-2034 >>> **201**

PMR forecast: Value of the paid SVOD market in Poland (PLN m), baseline forecast and various scenarios, 2024-2034 >>> **202**

Number of subscriptions to the world’s largest VOD platforms (million), 2023-2024 >>> **202**

Total revenues of the largest players in the global VOD platform market (\$ bn), 2023-2024 >>> **203**

Subscription revenues of the largest players in the global VOD platform market (\$ bn), 2023-2024 >>> **203**

Average monthly revenue from paid membership of selected players in the VOD platform market (\$), 2023-2024 >>> **204**

Number of subscribers of Netflix (million), by region, 2023-2024 >>> **204**

Netflix’s total revenue (\$ bn), by region, 2023-2024 >>> **204**

Average monthly revenue from paid Netflix membership (\$), by region, 2023-2024 >>> **205**

Amazon’s total revenue (\$ bn), 2023-2024 >>> **205**

Amazon’s revenue (\$ bn), by segment, 2023-2024 >>> **205**

Number of paid subscribers of The Walt Disney Company (million), by region, 2023-2024 >>> **206**

The Walt Disney Company’s revenue in the DTC segment (\$ bn), 2023-2024 >>> **206**

Average monthly revenue from paid Walt Disney Company membership (\$), by region, 2023-2024 >>> **207**

Number of subscribers of Warner Bros. Discovery in the DTC segment (million), 2023-2024 >>> **207**

Warner Bros. Discovery’s total revenue (\$ bn), 2023-2024 >>> **208**

Warner Bros. Discovery’s revenue in the DTC segment (\$ bn), 2023-2024 >>> **208**

Warner Bros. Discovery’s ARPU in the DTC segment (\$), 2023-2024 >>> **208**

Paramount’s revenue in the DTC segment (\$ bn), 2023-2024 >>> **209**

Paramount's revenue from partner programmes and subscriptions (\$ bn), 2023-2024 >> **209**

Europe's top 15 pay TV providers by revenue (€ m), 2023 >> **210**

Europe's top 15 SVOD providers by revenue (€ m), 2023 >> **211**

## Structure of the pay TV market >> **212**

Shares of the biggest players in the pay TV market in Poland, by number of subscribers (thousand), 2024 >> **213**

Shares of the biggest players in the pay TV market in Poland, by number of subscribers (thousand), 2023 >> **213**

Providers of pay TV services used by households in Poland (%), 2025 >> **214**

Number of subscribers to satellite television platforms in Poland and its change, 2015-2024 >> **215**

Number of subscribers to digital satellite platforms in Poland (thousand), by key providers, 2015-2024 >> **215**

Structure of the number of subscribers to digital satellite platforms in Poland (%), by key providers, 2023-20234 >> **216**

Value and change of the satellite television platforms market in Poland, 2015-2024 >> **217**

Post-paid aggregate ARPU generated by digital satellite platforms in Poland (PLN), 2015-2024 >> **217**

Post-paid aggregate ARPU generated by digital satellite platforms in Poland (PLN), by individual players, 2015-2024 >> **218**

Structure of the digital satellite platforms market in Poland, by key players' revenues (PLN m), 2015-2024 >> **218**

Polsat Plus Group: Key operational and financial indicators in the pay TV segment, 2015-2024 >> **219**

Profile of Polsat Box pay TV subscribers (%), 2025 >> **222**

CANAL+: Key operating and financial indicators in the pay TV segment, 2015-2024 >> **224**

Profile of CANAL+ pay TV subscribers (%), 2025 >> **228**

Number of pay TV subscribers in cable networks in Poland, 2015-2024 >> **229**

Net change in the number of pay TV subscribers in cable networks in Poland (thousand), 2015-2024 >> **229**

Volume structure of the pay TV market in Poland (%), by different providers, 2023-2024 >> **230**

Number of pay TV subscribers in Poland (thousand), by different providers, 2015-2024	»»	<b>230</b>
Value and change of the cable pay TV market in Poland, 2015-2024	»»	<b>231</b>
P4: Key operational indicators in the pay TV segment, 2015-2024	»»	<b>232</b>
P4's revenues from the sales of fixed-line home services, 2020-2024	»»	<b>233</b>
Profile of P4 pay TV subscribers (%), 2025	»»	<b>235</b>
Vectra Group: Key operational indicators in the pay TV segment, 2015-2024	»»	<b>236</b>
Vectra Group's revenues (PLN m), 2020-2024	»»	<b>237</b>
Profile of Vectra Group pay TV subscribers (%), 2025	»»	<b>239</b>
INEA: Key operational indicators in the pay TV segment, 2015-2024	»»	<b>240</b>
Structure of INEA's revenues from the sale of services in Poland (%), 2017-2024	»»	<b>241</b>
INEA's revenues from pay TV in Poland (PLN m), 2017-2024	»»	<b>241</b>
Profile of INEA pay TV subscribers (%), 2025	»»	<b>242</b>
TOYA: Key operational and financial indicators in the pay TV segment, 2015-2024	»»	<b>244</b>
Profile of TOYA pay TV subscribers (%), 2025	»»	<b>245</b>
Number of IPTV subscribers in Poland and its change, 2015-2024	»»	<b>246</b>
Paid IPTV penetration in households in Poland (%), 2015-2024	»»	<b>247</b>
Value and change of the IPTV market in Poland, 2015-2024	»»	<b>248</b>
Average aggregate ARPU from IPTV services in Poland (PLN), 2015-2024	»»	<b>248</b>
Volume structure of the IPTV market in Poland (%), by different providers, 2023-2024	»»	<b>249</b>
Number of IPTV users in Poland (thousand), by different providers, 2015-2024	»»	<b>249</b>
Net change in the number of Orange's fibre-optic internet and IPTV subscribers in Poland (thousand), Q1 2022-Q1 2025	»»	<b>250</b>
Comparison of selected IPTV providers' offers for smaller players in Poland, June 2025	»»	<b>251</b>
Orange Polska: Key operational indicators in the pay TV segment, 2015-2024	»»	<b>252</b>
Net change in the number of Orange's pay satellite TV and IPTV subscribers in Poland (thousand), Q1 2022-Q1 2025	»»	<b>253</b>
Structure of the number of subscribers to Orange's pay TV in Poland (%), broken down into DTH and IPTV technology, 2016-Q1 2025	»»	<b>253</b>
Share of convergent service users in the total Orange's TV subscribers base in Poland (%), Q1 2022-Q1 2025	»»	<b>254</b>

Saturation of the internet customer base with IPTV services in Orange’s broadband network in Poland (%), Q1 2022-Q1 2025 >> **254**

Profile of Orange pay TV subscribers (%), 2025 >> **256**

Netia: Key operational indicators in the pay TV segment, 2015-2024 >> **257**

Profile of Netia pay TV subscribers (%), 2025 >> **258**

**Methodology >> 260**

PMR forecast: Impact of macroeconomic and demographic factors on the value of the pay TV and VOD market in Poland, 2021-2030 >> **267**

# PMR MARKET EXPERTS

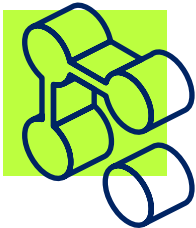
by Hume's

**WE UNDERSTAND THAT DATA IS NOT JUST ABOUT NUMBERS.**

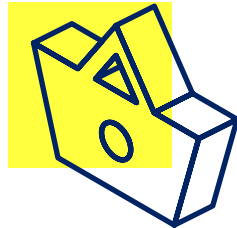
**IT IS THE FOUNDATION OF THE DECISIONS SHAPING THE FUTURE OF YOUR BUSINESS.**

At PMR Market Experts, we have been preparing cyclical industry reports for over 20 years, refining our sector knowledge.

Our core specialisations:



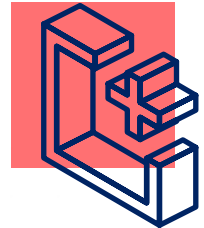
**Digital & ICT**



**Retail**



**Pharma & Healthcare**




**Construction**

Our reports are more than just a compilation of facts – **they are reliable knowledge based on proven methodology.** We combine primary and secondary data, proprietary algorithms and econometric models to provide precise information about the market, its values, growth rates, segments and key players.

We are part of **Hume's Institute** – a 360 research agency specialising in quantitative and qualitative research, forecasting and market predictions.

PMR Market Experts' data analysis and verification expertise, unique insights and proven forecasts provided by Hume's Institute give real insight and advantage to our Clients.

More than **600 clients worldwide** have already benefited from our services. We have analysed more than **5,000 brands**, operating in over **50 markets**. The trust placed in us by the major players is confirmed by the fact that we work with **70% of the prestigious Fortune 500 companies.**



tel.: +48 609 290 093  
info@pmrcorporate.com  
[www.pmrmarketexperts.com](http://www.pmrmarketexperts.com)



Krolewska 57  
30-081 Krakow  
Poland