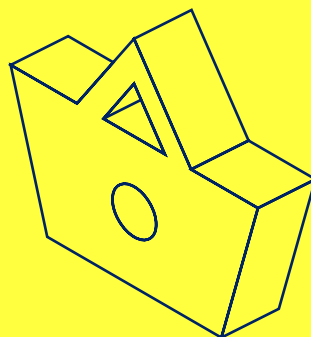




**PMR** RETAIL  
EXPERTS

# HORECA SUPPLY MARKET IN POLAND 2025

Market analysis and development forecasts  
for 2025-2030



© 1996–2025+ PMR MARKET EXPERTS

# Table of contents

**Executive summary » 9**

**Basic information on the market for food products supply to HoReCa in Poland » 22**

**Value of food products supply to HoReCa in 2021-2024 and PMR forecast for 2025-2030 » 23**

Overall market value in 2021-2024 and PMR forecast for 2025-2030 » 23

Market value broken down by HoReCa segments in 2021-2024 and PMR forecast for 2025-2030 » 25

Market value broken down by the subsegments of the Re market in 2021-2024 and PMR forecast for 2025-2030 > 27

Market value in 2021-2024, by main product groups, and PMR forecast for 2025-2030 » 28

Market value in 2021-2024, by product category, and PMR forecast for 2025-2030 » 30

**Key macroeconomic assumptions and factors considered in the forecast » 31**

General macroeconomic outlook » 31

Growth rate of prices in general and prices in the HoReCa supply market » 32

Labour market situation in Poland » 34

Polish population's financial situation » 35

Electricity prices in Poland » 36

Demographic situation in Poland » 36

Number of companies in Poland » 37

Tourist traffic in Poland » 38

Geopolitical environment » 39

Global trade tensions > 39

War in Ukraine > 40

Other risks > 40

**Sentiment among food service companies in 2025 » 40**

**Barriers to conducting and expanding food service operations » 41**

## Number of food service establishments in 2021-2024 and PMR forecast for 2025-2030 >> 44

## Revenues of food service establishments and catering companies >> 45

Sales revenue – year-over-year change >> 45

Value and number of receipts and average monthly turnover in food services establishments >> 46

## Cost structure of food product purchases >> 47

## Beverages >> 49

## Structure of beverage purchase costs, by alcoholic and non-alcoholic beverages >> 49

## Alcoholic beverages >> 50

Value of alcoholic beverage supplies to the HoReCa market in 2021-2024 and PMR forecast for 2025-2030 >> 50

Structure of alcoholic beverage purchase costs, by type of beverage and type of establishment >> 51

Possession of a licence to sell alcohol >> 52

Change in alcohol sales in food service establishments >> 52

## Beer >> 53

Trends > 53

Change in beer sales in food service establishments > 55

Suppliers > 57

Beer types offered > 58

Beer brands offered > 59

## Wine >> 60

Trends > 60

Change in wine sales in food service establishments > 61

Suppliers > 62

## Other alcoholic beverages (including spirits) >> 63

Trends > 63

Change in sales of spirits and spirit-based drinks in food service establishments > 64

Suppliers > 65

## **Non-alcoholic beverages** >> **66**

**Value of non-alcoholic beverage supplies to the HoReCa market in 2021-2024 and PMR forecast for 2025-2030** >> **66**

**Structure of non-alcoholic beverage purchase costs, by type of beverage and type of establishment** >> **67**

**Mineral water** >> **68**

Trends > **68**

Suppliers > **68**

Types of water served in establishments > **69**

Mineral water brands purchased by establishments > **69**

**Juices** >> **70**

Trends > **70**

Suppliers > **70**

**Fizzy drinks, isotonic and energy drinks** >> **72**

Trends > **72**

Suppliers of fizzy drinks > **72**

Suppliers of isotonic and energy drinks > **74**

**Coffee** >> **75**

Trends > **75**

Suppliers > **76**

Ways of preparing coffee served in establishments > **78**

Coffee brands purchased by establishments > **78**

**Tea** >> **79**

Trends > **79**

Suppliers > **80**

## **Fresh food products** >> **81**

**Value of fresh food supplies to the HoReCa market in 2021-2024 and PMR forecast for 2025-2030** >> **81**

**Structure of fresh food purchase costs, by type of product and type of establishment** >> **82**

## **Dairy products » 83**

Trends » 83

Suppliers » 83

## **Meat, cold cuts and fish » 85**

Trends » 85

Suppliers » 87

## **Fruit and vegetables » 89**

Trends » 89

Suppliers » 90

## **Frozen food products » 92**

**Value of frozen food supplies to the HoReCa market in 2021-2024 and PMR forecast for 2025-2030 » 92**

**Structure of frozen food purchase costs, by type of product and type of establishment » 93**

### **Frozen chips » 94**

Trends » 94

Suppliers » 94

Brands of frozen chips purchased by establishments » 96

### **Other frozen products » 97**

Methodological note: > 97

Suppliers » 97

## **Other food products » 98**

**Value of other food supplies to the HoReCa market in 2021-2024 and PMR forecast for 2025-2030 » 98**

**Structure of other food purchase costs, by type of product and type of establishment » 99**

### **Bread » 100**

Trends » 100

Suppliers » 101

Ready-to-bake bread » 102

**Canned vegetables, pickles, olives >> 103**

Trends >> 103

Suppliers >> 103

**Croissants and pastries made of puff pastry/semi-puff pastry >> 105**

Trends >> 105

Suppliers >> 106

**Loose products, fats, oils, sauces, spices, sweets, snacks >> 108**

Suppliers >> 108

Brands of sauces, mayonnaise, ketchup and mustard purchased by establishments >> 109

Preparation of mayonnaise, ketchup and sauces from scratch >> 110

**Organisation of supply to HoReCa in Poland >> 113**

**Delivery of products to food service establishments >> 113**

**Most popular supply sources and the largest wholesalers in the market >> 114**

Methodological note > 114

Most popular supply sources >> 115

Major wholesalers >> 116

**Profile of a perfect supplier >> 116**

**Methodology >> 119**

**List of graphs and tables >> 132**

**About PMR >> 140**

# List of graphs and tables

## Basic information on the market for food products supply to HoReCa in Poland » 22

PMR forecast: Value (PLN m) and change (% YoY) of the market for food products supply to HoReCa in Poland, 2021-2030 » 24

CAGR of the value of the market for food products supply to HoReCa in Poland, 2021-2024 and 2025-2030 » 24

PMR forecast: Value of the market for food products supply to HoReCa in Poland (PLN m), by segment, 2021-2030 » 26

PMR forecast: Growth rate of the market for food products supply to HoReCa in Poland (% YoY), by segment, 2021-2030 » 26

PMR forecast: Value shares of the Ho, Re and Ca segments in the market for food products supply to HoReCa in Poland (%), 2021-2030 » 27

PMR forecast: Value of the market for food products supply to the restaurant (Re) segment (PLN m), by subsegment, 2021-2030 » 27

PMR forecast: Segments' shares in the restaurant market in Poland (%), by sales value, 2021-2030 » 28

PMR forecast: Value of the market for food products supply to HoReCa in Poland (PLN m), beverages vs food, 2021-2030 » 29

PMR forecast: Value of the market for beverage supplies to HoReCa in Poland (PLN m), broken down into alcoholic and non-alcoholic beverages, 2021-2030 » 29

PMR forecast: Value of the market for food supplies to HoReCa in Poland (PLN m), broken down into main product groups, 2021-2030 » 29

PMR forecast: Value of the market for food supplies to HoReCa in Poland (PLN m), by product category, 2021-2030 » 30

PMR forecast: Impact of macroeconomic and demographic factors on the HoReCa supply market in Poland, 2021-2030 » 31

PMR forecast: GDP per capita and real GDP change in Poland, 2021-2030 » 31

PMR forecast: CPI and price inflation in the HoReCa supply market\* in Poland (% YoY), 2021-2030 » 33

PMR forecast: CPI for selected product categories in Poland (% YoY), 2021-2030 >>> **33**

PMR forecast: Average annual LFS unemployment rate and real change of average monthly gross wage in Poland, 2021-2030 >>> **34**

PMR forecast: Real growth of household disposable income and private consumption in Poland (% YoY), 2021-2030 >>> **35**

PMR forecast: Average electricity prices and their change for non-household consumers in Poland\*, 2021-2030 >>> **36**

PMR forecast: Number of residents in Poland, share of different demographic groups and number of residents including refugees from Ukraine, 2021-2030 >>> **37**

PMR forecast: Total number of companies in Poland (thousand) and its change (% YoY), 2021-2030 >>> **37**

PMR forecast: Number (million) of Polish tourists in the hotel segment in Poland and its change (% YoY), 2021-2030 >>> **38**

PMR forecast: Number (million) of foreign tourists in the hotel segment in Poland and its change (% YoY), 2021-2030 >>> **39**

PMR forecast: Passenger traffic at airports in Poland (million), 2021-2030 >>> **39**

Expected situation in the HoReCa market in Poland according to food service companies (%), by type of establishment, 2025 >>> **41**

Major barriers to running and developing a food service business in Poland (%), according to food service establishments and catering companies, 2025 >>> **42**

Major barriers to running and developing a food service business in Poland (%), according to food service establishments and catering companies, 2019-2025 >>> **42**

Major barriers to conducting and developing food service operations in Poland (%), by type of establishment, 2025 >>> **43**

Minimum wage in Poland (PLN) and its change (% YoY), 2010-2026 >>> **44**

PMR forecast: Number of food service establishments in the Ho and Re segments in Poland, 2021-2030 >>> **44**

Assessment of the year-over-year change in sales revenue compared to the previous year (%), 2022-2024 >>> **45**

Assessment of the year-over-year change in sales revenue last year compared to the previous year (%), by type of establishment, 2024/2023 >>> **46**

Average daily value of receipts in food service establishments (PLN), by type of establishment, 2023-2025 >>> **47**

Average daily number of receipts issued in food service establishments, by type of establishment, 2023-2025 >> **47**

Average monthly turnover in food service establishments (PLN), by type of establishment, 2021-2025 >> **47**

Structure of food purchase costs at food service establishments and catering companies (%), by type of product and establishment, 2024-2025 >> **48**

## **Beverages >> 49**

Structure of beverage purchase costs (%), by alcoholic and non-alcoholic beverages and type of establishment, 2024-2025 >> **50**

PMR forecast: Value of alcoholic beverage supplies to the HoReCa market (PLN m), by product category, 2021-2030 >> **51**

Structure of alcoholic beverage purchase costs (%), by type of alcoholic beverage and type of establishment, 2024-2025 >> **51**

Establishments with any licence to sell alcohol (%), 2024-2025 >> **52**

Establishments licensed to sell alcohol (%), by type of licence and type of establishment, 2025 >> **52**

Change in alcohol sales in food service establishments (% YoY), 2024 >> **53**

Alcoholic beverages often ordered by HoReCa consumers when visiting food service establishments and bars mainly to consume alcohol in Poland (%), 2025 >> **55**

Change in beer sales in food service establishments (% YoY), by type of establishment, 2024 >> **55**

Change in non-alcoholic beer sales in food service establishments (% YoY), by type of establishment, 2024 >> **56**

Establishments and catering companies offering non-alcoholic beer (%), by type of establishment, 2025 >> **57**

Suppliers of beer to food service establishments and catering companies in Poland (%), 2024-2025 >> **57**

Name of the wholesaler supplying beer to food service establishments (%), 2025 >> **58**

Type of beer offered in food service establishments (%), 2025 >> **59**

Type of beer offered in food service establishments (%), by type of establishment, 2025 >> **59**

Brands of draught beer offered by food service establishments (%), 2025 >> **60**

Change in wine sales in food service establishments (% YoY), by type of establishment, 2024 >> **61**

Change in non-alcoholic wine sales in food service establishments (% YoY), by type of establishment, 2024 >> **61**

Suppliers of wine to food service establishments and catering companies in Poland (%), 2024-2025 >> **62**

Name of the wholesaler supplying wine to food service establishments (%), 2025 >> **63**

Change in spirits sales in food service establishments (% YoY), by type of establishment, 2024 >> **64**

Change in spirit-based drinks sales in food service establishments (% YoY), by type of establishment, 2024 >> **64**

Suppliers of other alcoholic beverages to food service establishments and catering companies in Poland (%), 2024-2025 >> **65**

Name of the wholesaler supplying other alcoholic beverages to food service establishments (%), 2025 >> **66**

PMR forecast: Value of non-alcoholic beverage supplies to the HoReCa market (PLN m), by product category, 2021-2030 >> **66**

Structure of non-alcoholic beverage purchase costs (%), by type of beverage and type of establishment, 2024-2025 >> **67**

Suppliers of mineral water to food service establishments and catering companies in Poland (%), 2024-2025 >> **68**

Name of the wholesaler supplying mineral water to food service establishments (%), 2025 >> **69**

Type of water served in food service establishments (%), by type of establishment, 2025 >> **69**

Brands of bottled mineral water purchased by food service establishments (%), by type of establishment, 2025 >> **70**

Suppliers of juice to food service establishments and catering companies in Poland (%), 2024-2025 >> **71**

Name of the wholesaler supplying juice to food service establishments (%), 2025 >> **71**

Suppliers of fizzy drinks to food service establishments and catering companies in Poland (%), 2024-2025 >> **73**

Name of the wholesaler supplying fizzy drinks to food service establishments (%), 2025 >> **73**

Suppliers of isotonic and energy drinks to food service establishments and catering companies in Poland (%), 2024-2025 >> **74**

Name of the wholesaler supplying isotonic and energy drinks to food service establishments (%), 2025 >> **74**

Average monthly coffee bean prices on exchanges (\$/kg), 2020-2025 >> **76**

Suppliers of coffee to food service establishments and catering companies in Poland (%), 2024-2025 >> **77**

Name of the wholesaler supplying coffee to food service establishments (%), 2025 >> **77**

Ways of brewing coffee served in food service establishments (%), by type of establishment, 2025 >> **78**

Coffee brands purchased by food service establishments (%), by type of establishment, 2025 >> **78**

Average monthly tea prices on exchanges (\$/kg), 2020-2025 >> **79**

Suppliers of tea to food service establishments and catering companies in Poland (%), 2024-2025 >> **80**

Name of the wholesaler supplying tea to food service establishments (%), 2025 >> **80**

## **Fresh food products >> 81**

PMR forecast: Value of fresh food supplies to the HoReCa market (PLN m), by product category, 2021-2030 >> **82**

Structure of fresh food purchase costs (%), by type of product and type of establishment, 2024-2025 >> **82**

Suppliers of dairy products to food service establishments and catering companies in Poland (%), 2024-2025 >> **84**

Name of the wholesaler supplying dairy products to food service establishments (%), 2025 >> **84**

Share of people following vegetarian/vegan diets in Poland (%), 2024 >> **85**

Change in the amount of meat consumed over the preceding year (%), 2021-2024 >> **85**

Opinions regarding vegetarian products and meat consumption (%), 2021-2025 >> **86**

Frequency of eating fish and seafood in restaurants in Poland (%), 2024 >> **87**

Suppliers of meat, cold cuts and fish to food service establishments and catering companies in Poland (%), 2024-2025 >> **88**

Name of the wholesaler supplying meat, cold cuts and fish to food service establishments (%), 2025 >> **88**

Suppliers of fruit and vegetables to food service establishments and catering companies in Poland (%), 2024-2025 >> **91**

Name of the wholesaler supplying fruit and vegetables to food service establishments (%), 2025 >> **91**

## Frozen food products >> **92**

PMR forecast: Value of frozen food supplies to the HoReCa market (PLN m), by product category, 2021-2030 >> **93**

Structure of frozen food purchase costs (%), by type of product and type of establishment, 2024-2025 >> **93**

Suppliers of frozen chips to food service establishments and catering companies in Poland (%), 2024-2025 >> **95**

Name of the wholesaler supplying frozen chips to food service establishments (%), 2025 >> **95**

Brands of frozen chips purchased by food service establishments (%), by type of establishment, 2025 >> **96**

Suppliers of other frozen food products to food service establishments and catering companies in Poland (%), 2024-2025 >> **97**

Name of the wholesaler supplying other frozen food products to food service establishments (%), 2025 >> **97**

## Other food products >> **98**

PMR forecast: Value of other food supplies to the HoReCa market (PLN m), by product category, 2021-2030 >> **99**

Structure of other food purchase costs (%), by type of product and type of establishment, 2024-2025 >> **99**

Food service establishments offering breakfast (%), by type of establishment, 2025 >> **100**

Suppliers of bread to food service establishments and catering companies in Poland (%), 2024-2025 >> **101**

Name of the wholesaler supplying bread to food service establishments (%), 2025 >> **102**

Purchases of ready-to-bake bread by food service establishments and catering companies (%), by type of establishment, 2025 >> **102**

Suppliers of canned vegetables, pickles, olives and similar products to food service establishments and catering companies in Poland (%), 2024-2025 >> **104**

Name of the wholesaler supplying canned vegetables, pickles, olives and similar products to food service establishments (%), 2025 >>> **104**

Most popular sweet and salty snacks bought by Poles (%), 2024/2025 >>> **105**

Purchase of croissants and puff pastry products by Poles (%), 2022/2023-2024/2025 >>> **106**

Suppliers of croissants and pastries made of puff pastry and semi-puff pastry to food service establishments and catering companies in Poland (%), 2024-2025 >>> **107**

Name of the wholesaler supplying croissants and pastries made of puff pastry and semi-puff pastry to food service establishments (%), 2025 >>> **107**

Suppliers of loose products, fats, oils, spices, sweets, snacks to food service establishments and catering companies in Poland (%), 2024-2025 >>> **108**

Name of the wholesaler supplying loose products, fats, oils, spices, sweets, snacks to food service establishments (%), 2025 >>> **109**

Brands of sauces, mayonnaise, ketchup and mustard purchased by food service establishments and catering companies (%), 2025 >>> **110**

Preparation of mayonnaise from scratch in food service establishments and catering companies (%), by type of establishment, 2025 >>> **111**

Preparation of ketchup from scratch in food service establishments and catering companies (%), by type of establishment, 2025 >>> **111**

Preparation of garlic, tartare, thousand islands, barbecue and other sauces from scratch in food service establishments and catering companies (%), by type of establishment, 2025 >>> **112**

## Organisation of supply to HoReCa in Poland >>> **113**

Method of delivering products to an establishment (%), 2021-2025 >>> **114**

Supply sources of food service establishments and catering companies (%), 2024-2025 >>> **115**

Major wholesalers among suppliers to food service establishments and catering companies (%), 2025 >>> **116**

Key criteria for supplier selection (%), 2020-2025 >>> **117**

Key criteria for supplier selection (%), by type of establishment, 2025 >>> **118**

Key criteria for supplier selection (%), by type of establishment, option named first, 2025 >>> **118**

**Methodology » 119**

- Definition scope of food products supply to the HoReCa market in Poland, 2025 » **120**
- Category of the hotel in which the restaurant is located (%), by number of stars, 2025 » **127**
- Cuisine served at food service establishments (%), 2025 » **127**
- Cuisine served (%), by type of establishment, 2025 » **128**
- Product category generating the largest share of turnover at food service establishments (%), 2025 » **128**
- Food service establishments with catering as one of their activities (%), by type of establishment, 2025 » **128**
- Chain affiliation of establishments (%), 2019-2025 » **129**
- Chain affiliation of establishments (%), by type of establishment, 2025 » **129**
- Type of location where the food service establishment operates (%), 2019-2025 » **129**
- Type of location where the food service establishment operates (%), by type of establishment, 2025 » **129**
- Structure of catering companies in Poland (%), by type of catering services offered, 2025 » **130**
- Structure of catering companies in Poland (%), by type of catering services contributing the largest part of their revenue, 2025 » **130**
- Average number of customers served per month by catering companies in Poland (%), 2025 » **130**

# PMR MARKET EXPERTS

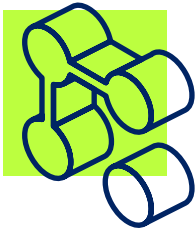
by Hume's

**WE UNDERSTAND THAT DATA IS NOT JUST ABOUT NUMBERS.**

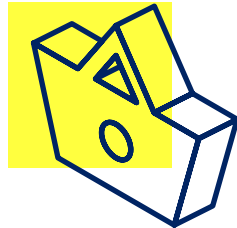
**IT IS THE FOUNDATION OF THE DECISIONS SHAPING THE FUTURE OF YOUR BUSINESS.**

At PMR Market Experts, we have been preparing cyclical industry reports for over 20 years, refining our sector knowledge.

Our core specialisations:



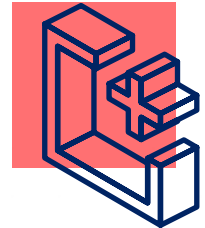
**Digital & ICT**



**Retail**



**Pharma & Healthcare**




**Construction**

Our reports are more than just a compilation of facts – **they are reliable knowledge based on proven methodology.** We combine primary and secondary data, proprietary algorithms and econometric models to provide precise information about the market, its values, growth rates, segments and key players.

We are part of **Hume's Institute** – a 360 research agency specialising in quantitative and qualitative research, forecasting and market predictions.

PMR Market Experts' data analysis and verification expertise, unique insights and proven forecasts provided by Hume's Institute give real insight and advantage to our Clients.

More than **600 clients worldwide** have already benefited from our services. We have analysed more than **5,000 brands**, operating in over **50 markets**. The trust placed in us by the major players is confirmed by the fact that we work with **70% of the prestigious Fortune 500 companies.**



tel.: +48 609 290 093  
info@pmrcorporate.com  
[www.pmrmarketexperts.com](http://www.pmrmarketexperts.com)



Krolewska 57  
30-081 Krakow  
Poland