




**PMR** HEALTHCARE  
EXPERTS

# PRIVATE HEALTHCARE MARKET IN POLAND 2025

Market analysis and development  
forecasts for 2025-2030

© 1996-2025+ PMR MARKET EXPERTS



# Table of contents

**Executive summary » 10**

**Value and structure of the private healthcare market in Poland » 25**

**Value of the market in 2021-2024 and PMR forecast for 2025-2030 » 25**

**Structure of private spending on healthcare in Poland in 2021-2024 and PMR forecast for 2025-2030 » 29**

Spending structure including drug and non-drug costs » 29

Structure of spending on medical services » 30

Growth rate of the individual market segments » 32

**Main trends and key factors influencing the private healthcare market in Poland » 34**

**Macroeconomic and demographic factors » 36**

General macroeconomic outlook » 36

Growth rate of prices in general and of the prices of medical services and products » 38

Labour market situation » 40

Population's financial situation » 41

Demographic situation » 42

Geopolitical environment » 43

**Demand-side factors » 45**

Three in five Poles die of cardiovascular disease or cancer » 45

Cardiovascular system > 46

Mental problems > 47

Neoplasms > 49

Vision problems > 50

Obesity > 51

More than half of Poles plan to use private medical FFS services in 2025	»	52
Potential for medical subscriptions and health insurance: number of employees and companies	»	54
Do medical packages meet patients' needs: a subjective assessment	»	57
Prevention – perception, accessibility and use	»	58
New source of demand? Medical tourism market is taking shape	»	61
Works continue on improving the efficiency of using available appointments	»	63
E-registration in private healthcare as an important factor in facility selection	»	65
Healthcare outside the NFZ: choice or necessity?	»	66
Teleconsultations are very important for subscription customers	»	67
Balance of expectations and value in private healthcare	»	68
Patient experience in private healthcare	»	69
Perception of treatment quality: private vs public	»	70
<b>Supply-side factors</b>	<b>»</b>	<b>71</b>
Evolution of healthcare expenditure – domestic and international contexts	»	71
Public spending on health in 2021-2024 and PMR forecast for 2025-2030	>	71
Share of public spending in total spending on healthcare in 2021-2024 and PMR forecast for 2025-2030	>	73
Expenditure on healthcare in the EU countries	>	74
Medical staff in numbers – the staffing gap and the need for systemic action	»	75
Number of doctors	>	77
Market consolidation	»	81
Ageing population as a challenge for medical facilities	»	84
Private healthcare in the face of increasing operational and cost pressures	»	84
Public system overload	»	84
New trends in non-wage benefits	»	88
<b>Technological factors</b>	<b>»</b>	<b>89</b>
Popularity of wearables and health apps	»	89
Online therapies, mindfulness and stress relief	»	92

## **Legal factors » 94**

Extension of the scope of guaranteed services in dental treatment » **94**

Ban on pseudo-medical practices » **95**

Change in the scope of duties of dental hygienists » **95**

National Oncology Network » **96**

Mental health support » **96**

National Cardiology Network » **97**

Inverted Pyramid of Care » **97**

## **Profile of patients using private healthcare services in Poland » 98**

**Comparison of patients using private healthcare and NFZ-funded services » 98**

**Use of private healthcare: adults » 100**

In total and by payment form » **100**

Characteristics of patients using private healthcare services » **101**

**Use of private healthcare: children » 103**

In total and by payment form » **103**

## **Major players in the private healthcare market in Poland » 104**

**Revenues of the largest medical companies in 2021-2024 » 104**

**Number of facilities of major medical companies » 106**

Chains of 10+ facilities » **107**

Chains of 5-9 facilities » **108**

Chains of 4 facilities » **110**

Chains of 3 facilities » **111**

**Number of partner facilities of major medical companies » 112**

**Number of workplace clinics of major medical companies » 113**

**Newly opened facilities in 2023-2025 » 114**

## **Fee-for-service (FFS) in the private healthcare market in Poland » 117**

### **Value of the FFS market in 2021-2024 and PMR forecast for 2025-2030 » 117**

#### **FFS segment structure by type of services » 120**

#### **Characteristics of patients using FFS services » 121**

##### **Scale of using FFS services » 121**

In total > **121**

By type of FFS service > **121**

PMR's indicator of change in the number of appointments for individual FFS services > **122**

##### **Spending on individual FFS services » 123**

By type of FFS service > **123**

PMR's indicator of change in the price of individual FFS services > **124**

#### **Change of place where selected FFS services were used in 2024 » 125**

##### **Profile of patients using FFS services » 126**

In total > **126**

Dentistry > **128**

Specialist medical consultations > **128**

Laboratory and other diagnostic tests > **129**

Internal medicine doctor > **130**

Rehabilitation > **131**

Inpatient services > **132**

#### **Key players in the FFS market » 133**

## **Subscriptions in the private healthcare market in Poland » 135**

### **Value of the subscription market in 2021-2024 and PMR forecast for 2025-2030 » 135**

### **Structure of the subscription market in 2021-2024 and PMR forecast for 2025-2030 » 136**

## **Characteristics of patients using subscription products » 138**

Scale of use: in total, individual and corporate products » **138**

Profile of patients using subscription products » **139**

Loyalty to subscription products » **140**

Companies operating in the subscription products market whose services Poles are most likely to use » **142**

Plans concerning subscription products in 2025 » **143**

## **Medical subscriptions » 144**

Value of the medical subscriptions market in 2021-2024 and PMR forecast for 2025-2030 » **144**

Characteristics of the medical subscriptions market » **145**

Key players in the medical subscriptions market » **145**

## **Private health insurance » 146**

Value of the private health insurance market in 2021-2024 and PMR forecast for 2025-2030 » **146**

Characteristics of the private health insurance market » **149**

Basic market characteristics > **149**

Number of health policyholders > **149**

Share of health policies in the insurance market in Poland > **150**

Prices of health insurance policies > **150**

Scope of outpatient and inpatient care insurance offers from individual companies > **151**

Number of medical facilities cooperating with insurance companies > **155**

Insurance activities of medical companies > **156**

Key players in the private health insurance market » **157**

## **Profiles of medical companies » 160**

**LUX MED Group » 160**

**Medicover » 167**

**PZU Zdrowie » 172**

**EMC Instytut Medyczny » 178**

**Enel-Med » 183**

**Swiat Zdrowia/Neuca Group » 188**

**Profiles of insurance companies » 195**

**Allianz (Aviva) » 195**

**Vienna Life Towarzystwo Ubezpieczen na Zycie (Compensa VIG) » 197**

**InterRisk VIG » 199**

**Inter Polska » 201**

**PZU » 203**

**Signal Iduna » 205**

**TU Zdrowie » 207**

**Uniqa (AXA) » 209**

**Methodology of the report » 211**

**List of graphs and tables » 220**

**About PMR » 231**

# List of graphs and tables

## Executive summary

### Value and structure of the private healthcare market in Poland

PMR forecast: Value (PLN bn) and change (% YoY) of the private healthcare market in Poland, 2021-2030 » **26**

PMR forecast: Value (PLN bn) and change (% YoY) of the private healthcare market in Poland, excluding expenditure on drugs and non-drugs, 2021-2030 » **28**

PMR forecast: Value of the private healthcare market in Poland (PLN bn), by medical services and pharmaceutical products, 2021-2030 » **29**

PMR forecast: Change of the private healthcare market value in Poland (% YoY), by medical services and pharmaceutical products, 2021-2030 » **29**

PMR forecast: Structure of the private healthcare market value in Poland (%), by medical services and pharmaceutical products, 2021-2030 » **30**

PMR forecast: Value of the private healthcare market in Poland (PLN bn), by main medical services segments, 2021-2030 » **31**

PMR forecast: Change in the private healthcare market value in Poland (% YoY), by main medical services segments, 2021-2030 » **32**

PMR forecast: Structure of the private healthcare market value in Poland (%), by main medical services segments, 2021-2030 » **32**

PMR forecast: Nominal and real CAGR of the different segments of the private healthcare market in Poland (%), 2025-2030 » **33**

### Main trends and key factors influencing the private healthcare market in Poland

Main factors and trends influencing the private healthcare market in Poland, 2021-2030 » **35**

PMR forecast: Impact of macroeconomic and demographic factors on the private healthcare market in Poland, 2021-2030 » **36**

PMR forecast: GDP per capita and real GDP change in Poland, 2021-2030 » **36**

- PMR forecast: CPI and price index for medical services and products in Poland (% YoY), 2021-2030 » **38**
- PMR forecast: Price indexes for medical and pharmaceutical products, medical devices and equipment, outpatient and other health-related services, and services provided by doctors in Poland (% YoY), 2021-2030 » **38**
- PMR forecast: Average annual LFS unemployment rate and real change of average monthly gross wage in Poland, 2021-2030 » **40**
- PMR forecast: Real growth of household disposable income and private consumption in Poland (% YoY), 2021-2030 » **41**
- PMR forecast: Number of residents in Poland, share of different demographic groups and number of residents including refugees from Ukraine, 2021-2030 » **42**
- PMR forecast: Impact of demand-side factors on the value of the private healthcare market in Poland, 2021-2030 » **45**
- Main causes of death in Poland (%), 2022-2023 » **46**
- Actual and standardised rates of the most common causes of hospitalisation for cardiovascular diseases in Poland, by gender, 2021 » **46**
- Deaths from cardiovascular diseases in Poland (%), 2023 » **47**
- Number of patients (million) and NFZ spending on psychiatric care and addiction treatment in Poland (PLN bn), 2022-2024 » **48**
- Number of sick days taken due to mental and behavioural disorders in Poland (million), 2019-2024 » **48**
- Incidence of malignant tumours in Poland, 2016-2022 » **50**
- Number of DiLO cards issued in Poland, 2019-2025 » **50**
- Share of overweight or obese children in Poland (%), 2002, 2007, 2012, 2017 and 2022 » **52**
- Comorbidities that are most often associated with obesity in Poland (%), 2023 » **52**
- Poles planning to use private medical FFS services for themselves and/or their children (%), by different plans, 2025 » **53**
- Types of planned private medical FFS services in Poland (%), 2025 » **54**
- Structure of the number of companies in Poland (%), by headcount, 2021-2024 » **55**
- Estimated structure of the number of companies with 50 or more employees in Poland (%), by county, 2021-2024 » **56**
- Selected opinions of Poles on medical subscriptions (%), 2025 » **58**
- Assessment of the importance of preventive measures (%), 2025 » **58**

- Attitude towards preventive check-ups among private healthcare users in Poland (%), 2025 » **59**
- Structure of the number of tourists who declared that the main purpose of their visit to Poland was health-related (%), 2017-2023 » **62**
- Change in the number of tourists who declared that the main purpose of their visit to Poland was health-related (% YoY), 2017-2023 » **63**
- Expected main medical services within medical tourism in Poland, 2025 » **63**
- Importance of e-registration in private healthcare (%), 2025 » **65**
- Importance of e-registration in private healthcare (%), by selected socio-demographic characteristics, 2025 » **66**
- Agreement with the statement: I seek a private (paid) specialist consultation only when there are no appointments available under the NFZ (%), 2025 » **67**
- Forms of private medical services used in Poland, on-site vs remote, 2024 » **68**
- Forms of private medical services used under subscription in Poland (%), on-site vs remote, by gender and age, 2024 » **68**
- Poles' opinions on the price-to-quality ratio in private healthcare (%), 2025 » **69**
- Poles' opinions on the price-to-quality ratio in private healthcare (%), by selected socio-demographic characteristics, 2025 » **69**
- Selected opinions on private healthcare in Poland (%), 2025 » **70**
- Selected opinions on healthcare effectiveness and quality in Poland (%), private vs public, 2025 » **70**
- PMR forecast: Impact of supply-side factors on the value of the private healthcare market in Poland, 2021-2030 » **71**
- PMR forecast: Value (PLN bn) and change (% YoY) of public spending in the healthcare sector in Poland, 2021-2030 » **72**
- PMR forecast: Share of public and private spending in healthcare expenditure in Poland (%), 2021-2030 » **74**
- Expenditure on healthcare in Poland and in selected EU countries (\$ per capita in relation to % of GDP), 2023 » **74**
- Number of healthcare staff with the right to practise in Poland, 2020-2023 » **75**
- Number of healthcare staff with the right to practise in Poland, by voivodship, 2023 » **76**
- PMR forecast: Number of healthcare staff in Poland, 2021-2030 » **76**
- Number of doctors with the right to practise in Poland and its change (% YoY), 2019-2023 » **77**

- Number of doctors in Poland, by the type of their right to practise, 2025 >> **78**
- Number of practising doctors in Poland, by voivodship, 2025 >> **79**
- Number of dentists in Poland, by type of right to practise, 2025 >> **79**
- Number of practising dentists in Poland, by voivodship, 2025 >> **80**
- Number of specialist doctors in Poland, by voivodship, 2020-2023 >> **81**
- Selected mergers and acquisitions in the private healthcare market in Poland, 2023-May 2025 >> **82**
- 10 specialisations with the longest average waiting time for healthcare services in Poland (months), 2023-2024 >> **85**
- 10 specialists with the longest average waiting time for healthcare services in Poland (months), 2023-2024 >> **86**
- Opinions on the availability of private and public healthcare services (%), 2025 >> **87**
- Poles reporting that they go to see "their" doctor even in emergencies (%), by selected socio-demographic characteristics, 2025 >> **87**
- Key trends in employee benefits in Poland, 2025 >> **88**
- PMR forecast: Impact of technological factors on the value of the private healthcare market in Poland, 2021-2030 >> **89**
- Most popular free apps in the Medicine category on Google Play, April 2025 >> **90**
- Most popular free apps in the Medicine category on App Store, April 2025 >> **91**
- Comparison of ratings and the number of opinions for selected therapeutic apps in Poland, April 2025 >> **92**
- Comparison of ratings and the number of reviews of popular meditation and stress relief apps in Poland, April 2025 >> **93**
- PMR forecast: Impact of legal factors on the value of the private healthcare market in Poland, 2021-2030 >> **94**

## Profile of patients using private healthcare services in Poland

- Share of Poles using medical services personally and/or for their children (%), by funding model, 2022-2024 >> **99**
- Patterns of healthcare use in Poland: Proportion of Poles using healthcare (%), by selected socio-demographic characteristics, 2024 >> **100**
- Share of Poles using private healthcare (%), by method of payment, 2021-2024 >> **101**

Proportion of Poles using private healthcare (%), by selected socio-demographic characteristics, 2024 » **102**

Structure of the population using private healthcare services in Poland (%), by selected socio-demographic characteristics, 2024 » **103**

Proportion of Poles using private healthcare services for their children (%), by method of payment, 2024 » **103**

## Major players in the private healthcare market in Poland

Revenues of selected top private medical companies in Poland (PLN m), 2021-2024 » **105**

Change in the revenues of selected top private medical companies in Poland (% YoY), 2021-2024 » **106**

Number of facilities of selected medical companies in Poland, 10 and more facilities, 2024 » **107**

Number of facilities of selected medical companies in Poland, 5-9 facilities, 2024 » **108**

Number of facilities of selected medical companies in Poland, 4 facilities, 2024 » **110**

Number of facilities of selected medical companies in Poland, 3 facilities, 2024 » **111**

Number of partner facilities of selected top medical companies in Poland, 2025 » **113**

Number of workplace clinics owned by selected top medical companies in Poland, 2024 » **114**

Selected outpatient facilities launched by private medical companies in Poland, 2023-May 2025 » **114**

## Fee-for-service (FFS) in the private healthcare market in Poland

PMR forecast: Value (PLN bn) and change (% YoY) of the FFS market in Poland, 2021-2030 » **118**

Selected drivers and barriers to growth of FFS medical services in Poland, 2025-2030 » **118**

Value structure of FFS spending in Poland (%), by type of services, 2022-2024 » **120**

Percentage of Poles using FFS services (%), 2019-2024 » **121**

Percentage of Poles using FFS services (%), by type of services, 2019-2024 » **122**

Average number of FFS appointments in Poland and its change (%), by type of services, 2021-2024 » **122**

PMR's indicator of change in the number of appointments for individual FFS services in Poland (%), 2021-2024 » **123**

Average annual spending on FFS services in Poland (PLN) and its change (%), by type of services, 2021-2024 » **124**

Average spending on a single FFS appointment in Poland (PLN) and its change (%), by type of services, 2021-2024 » **124**

PMR's indicator of change in the price of individual FFS services in Poland (%), 2021-2024 » **125**

Seeking a cheaper place to use FFS services in Poland compared to actually using it (%), 2024 » **126**

Proportion of Poles using FFS services (%), by selected socio-demographic characteristics, 2024 » **127**

Structure of population using FFS services in Poland (%), by selected socio-demographic characteristics, 2024 » **127**

Use of FFS dental services in Poland (%), by selected socio-demographic characteristics, 2024 » **128**

Use of FFS specialist medical consultations in Poland (%), by selected socio-demographic characteristics, 2024 » **129**

Use of FFS laboratory tests and other diagnostic services in Poland (%), by selected socio-demographic characteristics, 2024 » **130**

Use of FFS internal medicine services in Poland (%), by selected socio-demographic characteristics, 2024 » **131**

Use of FFS rehabilitation services in Poland (%), by selected socio-demographic characteristics, 2024 » **132**

Use of FFS inpatient services in Poland (%), by selected socio-demographic characteristics, 2024 » **133**

Estimated sales growth rate of the selected largest players in the FFS market in Poland (%), 2024 » **134**

## Subscriptions in the private healthcare market in Poland

PMR forecast: Value (PLN bn) and change (% YoY) of subscriptions in the private healthcare market in Poland, 2021-2030 » **136**

PMR forecast: Value of individual subscription products in the private healthcare market in Poland (PLN bn), 2021-2030 » **137**

PMR forecast: Change in the value of individual subscription products in the private healthcare market in Poland (% YoY), 2021-2030 » **137**

PMR forecast: Structure of the subscription segment in the private healthcare market in Poland (%), by type of subscription product, 2021-2030 » **138**

Method of financing medical subscription/private health insurance under which private healthcare was used in Poland (%), 2021-2024 » **139**

Proportion of Poles using private healthcare services through medical subscription/private health insurance (%), by selected socio-demographic characteristics, 2024 » **140**

Structure of the population using private healthcare services through medical subscription/private health insurance in Poland (%), by selected socio-demographic characteristics, 2024 » **140**

Level of loyalty to the medical subscription/private health insurance in Poland (%), 2025 » **141**

Duration of use of the current medical subscription/private health insurance in Poland (%), 2025 » **141**

Percentage of new customers in the number of people with current medical subscription/private health insurance in Poland (%), 2021-2024 » **142**

Most popular medical subscriptions in Poland (%), by gender and age, 2025 » **143**

Plans regarding existing medical subscriptions/private health insurance (%), by gender, 2025 » **143**

PMR forecast: Value (PLN bn) and change (% YoY) of the medical subscriptions market in Poland, 2021-2030 » **144**

Key aspects concerning selected areas of operation of private medical companies in Poland, 2025 » **145**

Estimated sales growth rate of the selected largest players in the medical subscriptions market in Poland (%), 2024 » **146**

PMR forecast: Value (PLN bn) and change (% YoY) of the private health insurance market in Poland, 2021-2030 » **148**

Key characteristic features of the private health insurance market in Poland, 2025 » **149**

Number of people with private health insurance in Poland (thousand) and its change (% YoY), 2012-2024 » **150**

Share of health insurance in the total value of gross premium written in Poland (%), 2012-2024 » **150**

Average annual and monthly premium in the supplementary health insurance segment in Poland (PLN), 2012-2024 » **151**

- Comparison of outpatient and inpatient health insurance offers of selected insurance and medical companies in Poland, 2025 >> **153**
- Scope of services offered under outpatient care insurance policies in Poland, 2025 >> **154**
- Estimated number of facilities cooperating with selected companies offering health insurance in Poland, 2025 >> **156**
- Selected medical companies offering supplementary health insurance in Poland, 2025 >> **157**
- Gross premium written from health insurance and coverage of medical services costs of selected insurance companies in Poland (PLN m), 2021-2024 >> **157**
- Estimated sales growth rate of the selected largest players in the private health insurance market in Poland (%), 2024 >> **159**

## Profiles of medical companies

- General information regarding operations of LUX MED Group in Poland, 2025 >> **160**
- Structure of the facilities operated by the LUX MED Group in Poland, 2025 >> **162**
- Number of outpatient facilities of the LUX MED Group in Poland, by main brands, 2025 >> **163**
- Number of new facilities of the LUX MED Group in Poland, 2022-2025 >> **163**
- Number of LUX MED Group outpatient facilities in 10 largest cities in Poland, 2022-2024 >> **164**
- Revenues of the LUX MED Group in Poland (PLN m) and their change (%), 2020-2024 >> **164**
- Net profit/loss of the LUX MED Group in Poland (PLN m), 2020-2023 >> **165**
- Structure of LUX MED Group's revenues in Poland (%), by source of funding, 2020-2024 >> **165**
- Change of LUX MED Group's revenues from medical subscription in Poland (%), by type, 2021-2023 >> **165**
- General information regarding operations of Medicover in Poland, 2025 >> **167**
- Structure of the facilities operated by Medicover in Poland, 2025 >> **169**
- Number of Medicover outpatient facilities in Poland, by main brands, 2025 >> **169**
- Number of new Medicover facilities in Poland, 2022-2025 >> **170**
- Number of Medicover outpatient facilities in the 10 largest cities in Poland, 2022-2024 >> **170**
- Revenues of Medicover in Poland (PLN m) and their change (%), 2020-Q1 2025 >> **171**
- Revenues of Medicover in Poland (%), by segment, 2020-2024 >> **171**

General information regarding operations of PZU Zdrowie in the segment of healthcare services in Poland, 2025 » **172**

Structure of the facilities operated by the PZU Group in Poland, 2025 » **174**

Number of new facilities of the PZU Group in Poland, 2022-2025 » **174**

Number of PZU Zdrowie Group outpatient facilities in the 10 largest cities in Poland, 2022-2024 » **175**

Revenues of PZU Zdrowie in Poland (PLN m) and their change (%), 2020-2024 » **176**

Revenues of PZU Zdrowie in Poland (PLN m) and their change (%), by segments of operation, 2020-Q1 2025 » **176**

General information regarding operations of EMC Instytut Medyczny Group in Poland, 2025 » **178**

Structure of the facilities operated by EMC Instytut Medyczny in Poland, 2025 » **179**

Number of outpatient facilities of the EMC Instytut Medyczny Group in Poland, by main brands, 2025 » **179**

Number of new facilities of EMC Instytut Medyczny in Poland, 2022-2025 » **180**

Number of EMC Instytut Medyczny outpatient facilities in the 10 largest cities in Poland, 2022 and 2024 » **180**

Revenues of the EMC Instytut Medyczny Group in Poland (PLN m) and their change (%), 2020-Q1 2025 » **181**

Net profit/loss of the EMC Instytut Medyczny Group in Poland (PLN m), 2020-2024 » **181**

Structure of EMC Instytut Medyczny Group's revenues in Poland (%), by source of funding, 2020-Q1 2025 » **182**

Change in revenues of the EMC Instytut Medyczny Group in Poland (%), by source of funding, 2020-Q1 2025 » **182**

General information regarding operations of the Enel-Med Group in Poland, 2025 » **183**

Structure of the facilities operated by the Enel-Med Group in Poland, 2025 » **184**

Number of new facilities of the Enel-Med Group in Poland, 2022-2025 » **184**

Number of Enel-Med Group outpatient facilities in the 10 largest cities in Poland, 2022 and 2024 » **185**

Revenues of the Enel-Med Group in Poland (PLN m) and their change (%), 2020-Q1 2025 » **185**

Net profit/loss of the Enel-Med Group in Poland (PLN m), 2020-2024 » **186**

Structure of Enel-Med Group's revenues in Poland (%), by medical divisions, 2021-2024 » **186**

Change in selected revenues from Enel-Med Group's individual segments of operations in Poland (%), 2022-2024 » **187**

Revenues from Enel-Med Group's subscriptions in Poland (PLN m) and their change (%), 2020-Q1 2025 » **187**

General information regarding operations of the Swiat Zdrowia/Neuca Group in the segment of healthcare services in Poland, 2025 » **188**

Number of Swiat Zdrowia patients (thousand) and its change (%) in Poland, 2016-Q1 2025 » **189**

Structure of the facilities operated by the Swiat Zdrowia/Neuca Group in Poland, 2025 » **190**

Number of new facilities of the Swiat Zdrowia/Neuca Group in Poland, 2022-2025 » **190**

Number of Swiat Zdrowia/Neuca Group outpatient facilities in the 10 largest cities in Poland, 2022 and 2024 » **191**

Revenues of the Neuca Group in the segment of healthcare services in Poland (PLN m) and their change (%), 2019-Q1 2025 » **192**

Revenues of the Neuca Group in the segment of healthcare services in Poland (PLN m), by division of business activity, 2019-Q1 2025 » **192**

Change in revenues of the Neuca Group in the segment of healthcare services in Poland (%), by division of business activity, 2019-Q1 2025 » **193**

Structure of Neuca Group's revenues in the segment of healthcare services in Poland (%), by division of business activity, 2019-Q1 2025 » **193**

## Profiles of insurance companies

General information regarding operations of Allianz in the segment of supplementary health insurance in Poland, 2025 » **195**

Gross premium written and gross claim written in health insurance and coverage of medical services at Allianz in Poland (PLN m), 2019-2024 » **196**

Share of health insurance in gross premiums written at TU Allianz Zycie Polska in Poland (%), 2019-2024 » **196**

General information regarding operations of Vienna Life Towarzystwo Ubezpieczen na Zycie (Compensa) in the segment of supplementary health insurance in Poland, 2025 » **197**

Gross premium written and gross claim written in health insurance and coverage of medical services at Vienna Life Towarzystwo Ubezpieczen na Zycie – Compensa in Poland (PLN m), 2019-2024 » **197**

General information regarding operations of InterRisk in the segment of supplementary health insurance in Poland, 2025 » **199**

Gross premium written and gross claim written in health insurance and coverage of medical services at InterRisk in Poland (PLN m), 2019-2024 » **199**

Share of coverage of medical service costs in gross premium written at InterRisk TU VIG in Poland (%), 2019-2024 » **200**

General information regarding operations of Inter Polska in the segment of supplementary health insurance in Poland, 2025 » **201**

Gross premium written and gross claim written in health insurance and coverage of medical services at Inter Polska in Poland (PLN m), 2019-2024 » **201**

Share of coverage of medical service costs in gross premium written at TU Inter Polska in Poland (%), 2019-2024 » **202**

General information regarding operations of PZU in the segment of supplementary health insurance in Poland, 2025 » **203**

Gross premium written and gross claim written in health insurance and coverage of medical services at PZU in Poland (PLN m), 2019-2024 » **204**

Share of health insurance in gross premium written at PZU Zycie S.A. in Poland (%), 2019-2024 » **204**

General information regarding operations of Signal Iduna in the segment of supplementary health insurance in Poland, 2025 » **205**

Gross premium written and gross claim written in health insurance and coverage of medical services at Signal Iduna in Poland (PLN m), 2019-2024 » **206**

Share of coverage of medical service costs in gross premium written at Signal Iduna in Poland (%), 2019-2024 » **206**

General information regarding operations of TU Zdrowie in the segment of supplementary health insurance in Poland, 2025 » **207**

Gross premium written (PLN m) at TU Zdrowie and its change (%), 2019-2024 » **207**

Value of gross claims paid by TU Zdrowie (PLN m) and its change (%), 2019-2024 » **208**

General information regarding operations of Uniqa (AXA) in the segment of supplementary health insurance in Poland, 2025 » **209**

Gross premium written and gross claim written in health insurance and coverage of medical services at Uniqa (AXA) in Poland (PLN m), 2019-2024 » **209**

Share of gross premium written on coverage of medical service costs in gross premium written at Uniqa in Poland (%), 2021-2024 » **210**

# PMR MARKET EXPERTS

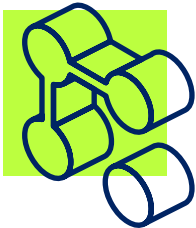
by Hume's

**WE UNDERSTAND THAT DATA IS NOT JUST ABOUT NUMBERS.**

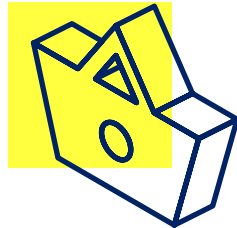
**IT IS THE FOUNDATION OF THE DECISIONS SHAPING THE FUTURE OF YOUR BUSINESS.**

At PMR Market Experts, we have been preparing cyclical industry reports for over 20 years, refining our sector knowledge.

Our core specialisations:



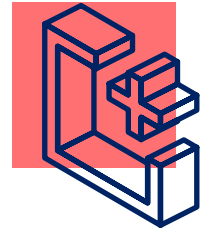
**Digital & ICT**



**Retail**



**Pharma & Healthcare**




**Construction**

Our reports are more than just a compilation of facts – **they are reliable knowledge based on proven methodology.** We combine primary and secondary data, proprietary algorithms and econometric models to provide precise information about the market, its values, growth rates, segments and key players.

We are part of **Hume's Institute** – a 360 research agency specialising in quantitative and qualitative research, forecasting and market predictions.

PMR Market Experts' data analysis and verification expertise, unique insights and proven forecasts provided by Hume's Institute give real insight and advantage to our Clients.

More than **600 clients worldwide** have already benefited from our services. We have analysed more than **5,000 brands**, operating in over **50 markets**. The trust placed in us by the major players is confirmed by the fact that we work with **70% of the prestigious Fortune 500 companies.**



tel.: +48 609 290 093  
info@pmrcorporate.com  
[www.pmrmarketexperts.com](http://www.pmrmarketexperts.com)



Krolewska 57  
30-081 Krakow  
Poland