


PMR DIGITAL
EXPERTS

ONLINE SERVICES MARKET IN POLAND 2025

Market analysis and development
forecasts for 2025-2030



© 1996–2025+ PMR MARKET EXPERTS

Table of contents

Assessment of the online services market in Poland: Executive summary » 11

Assessment of individual categories of online services: current situation and development forecasts for 2025-2030 » 24

Factors to influence the online services market in Poland » 25

- General macroeconomic outlook » 25
- Overall price growth rate » 27
- Growing popularity of the internet in Poland » 28
- Population mobility » 29
- Labour market situation in Poland » 30
- Polish population's financial situation » 31
- Demographic situation in Poland » 32
- Geopolitical environment » 33

Key classic services in e-distribution: value, volume, subscriptions, competitive landscape, consumer profile, payment methods » 34

- Telecommunications services » 34
- Insurance services » 43
- Beauty services » 50
- Food delivery » 57
- Fitness and sports » 63
- E-health » 72
- Q-commerce » 81
- Fintech services » 90

E-tickets – transport/traffic fees and charges: value, volume, subscriptions, competitive landscape, consumer profile, payment methods >> 97

- Airline tickets >> **97**
- Intercity transport >> **104**
- Taxi fares (m-taxi) >> **112**
- Train tickets >> **118**
- Mobile payments for parking >> **126**
- Municipal public transport tickets >> **133**
- Shared mobility >> **141**

Digital content: value, volume, subscriptions, competitive landscape, consumer profile, payment methods >> 153

- Video games >> **153**
- VOD&OTT >> **163**
- Digital music >> **171**
- E-books >> **179**
- Dating services >> **187**
- Adult content >> **196**
- Audiobooks >> **204**
- Digital press >> **213**

E-tickets – entertainment: value, volume, subscriptions, competitive landscape, consumer profile, payment methods >> 221

- Tickets for music events >> **224**
- Tickets for sporting events >> **230**
- Cinema tickets >> **238**
- Theatre tickets >> **244**
- Tickets for cabarets and shows >> **250**

Other services: value, volume, subscriptions, competitive landscape, consumer profile, payment methods >> 255

- Tourism and travel services >> **255**
- E-gambling and e-Lotto >> **262**

Education services >> **269**

Paid advertisements >> **277**

Methodology >> 284

List of graphs and tables >> 296

About PMR >> 320

Spis grafik i tabel

Assessment of the online services market in Poland: Executive summary » 7

Assessment of individual categories of online services: current situation and development forecasts for 2025-2030 » 20

PMR forecast: GDP per capita and real GDP change in Poland, 2021-2030 » 21

PMR forecast: CPI in Poland (% YoY), 2021-2030 » 23

PMR forecast: Percentage of regular internet users aged 16-74, percentage of internet users aged 65-74, and percentage of people making purchases online in the last 12 months (%), 2021-2030 » 24

PMR forecast: Change in the number of municipal transport and train passengers in Poland (% YoY), 2021-2030 » 25

PMR forecast: Average annual LFS unemployment rate and real change of average monthly gross wage in Poland, 2021-2030 » 26

PMR forecast: Real growth rate of household disposable income and private consumption in Poland (% YoY), 2021-2030 » 27

PMR forecast: Number of residents in Poland, share of different demographic groups and number of residents including refugees from Ukraine, 2021-2030 » 28

PMR forecast: Value of online sales of telecommunications services in Poland, its change and share in the online services market, 2019-2030 » 31

PMR forecast: Value of online sales of subscriptions to telecommunications services in Poland, its change and share in the sales of online telecommunications services, 2019-2030 » 32

PMR forecast: Average monthly ARPU from subscriptions to telecommunications services in the online channel in Poland (PLN net), 2019-2030 » 32

PMR forecast: Number of RGUs of online telecommunications services in Poland and its change, 2019-2030 » 33

PMR forecast: Number of online subscriptions (RGUs) to telecommunications services in Poland and its change, 2019-2030 » 33

PMR forecast: Penetration with internet telecommunications services (RGUs) among internet users in Poland, 2019-2030 » 34

- SWOT analysis of the market for online sales of telecommunications services in Poland, 2025 >> **34**
- Profile of consumers who purchased a telecommunication service in the online channel (%), 2024 >> **35**
- Number of providers from which respondents purchased telecommunications services in the online channel (%), 2024 >> **36**
- Percentage of respondents whose spending on telecommunications services ordered in the online channel increased, decreased or remained the same (%), by subscriptions and one-off purchases, 2024 >> **36**
- Percentage of respondents who plan to purchase telecommunications services in the online channel (%), by subscriptions and one-off purchases, H1 2025-H1 2026 >> **37**
- Revenues of the leading telecommunications services providers in Poland (PLN bn), 2024 >> **38**
- Popularity of different payment methods for telecommunications services in the online channel in Poland (%), 2024 >> **38**
- Value structure of total sales of telecommunication services in the online channel in Poland (%), by payment method, 2024 >> **39**
- PMR forecast: Value of online sales of insurance in Poland, its change and share in the online services market, 2019-2030 >> **39**
- PMR forecast: Value of online sales of insurance subscriptions in Poland, its change and share in online sales of insurance, 2019-2030 >> **40**
- PMR forecast: Average monthly ARPU from subscriptions to insurance services in the online channel in Poland (PLN net), 2019-2030 >> **41**
- PMR forecast: Number of users buying insurance services in the online channel in Poland and its change, 2019-2030 >> **41**
- PMR forecast: Number of online subscriptions to insurance services in Poland and its change, 2019-2030 >> **42**
- PMR forecast: Penetration of buyers of insurance services in the online channel among internet users in Poland, 2019-2030 >> **42**
- SWOT analysis of the online insurance market in Poland, 2025 >> **42**
- Profile of consumers who purchased an insurance service in the online channel (%), 2024 >> **43**
- Number of providers from which respondents purchased insurance services in the online channel (%), 2024 >> **44**

Percentage of respondents whose spending on insurance services ordered in the online channel increased, decreased or remained the same (%), by subscriptions and one-off purchases, 2024 >> **44**

Percentage of respondents who plan to purchase insurance services in the online channel (%), by subscriptions and one-off purchases, H1 2025-H1 2026 >> **45**

Popularity of different payment methods for insurance in the online channel in Poland (%), 2024 >> **46**

Value structure of total sales of insurance in the online channel in Poland (%), by payment method, 2024 >> **46**

PMR forecast: Value of online sales of beauty services in Poland, its change and share in the online services market, 2019-2030 >> **47**

PMR forecast: Number of users buying beauty services in the online channel in Poland and its change, 2019-2030 >> **48**

PMR forecast: Penetration of buyers of beauty services in the online channel among internet users in Poland, 2019-2030 >> **48**

SWOT analysis of the online beauty market in Poland, 2025 >> **49**

Profile of consumers who purchased a beauty service in the online channel (%), 2024 >> **49**

Number of providers from which respondents purchased beauty services in the online channel (%), 2024 >> **50**

Percentage of respondents whose spending on beauty services ordered in the online channel increased, decreased or remained the same (%), 2024 >> **50**

Percentage of respondents who plan to purchase beauty services in the online channel (%), H1 2025-H1 2026 >> **51**

Popularity of different payment methods for one-off beauty services in the online channel in Poland (%), 2024 >> **52**

Value structure of sales of beauty services in the online channel in Poland (%), by payment method, 2024 >> **52**

PMR forecast: Value of online sales of food delivery services in Poland, its change and share in the online services market, 2019-2030 >> **53**

PMR forecast: Number of users ordering food delivery services in the online channel in Poland and its change, 2019-2030 >> **54**

PMR forecast: Penetration of people ordering food delivery services in the online channel among internet users in Poland (%), 2019-2030 >> **54**

SWOT analysis of the online food delivery market in Poland, 2025 >> **55**

Profile of consumers who purchased a food delivery service in the online channel (%), 2024 >> **55**

Number of providers from which respondents purchased food delivery services in the online channel (%), 2024 >> **56**

Percentage of respondents whose spending on food delivery services ordered in the online channel increased, decreased or remained the same (%), 2024 >> **57**

Percentage of respondents who plan to purchase food delivery services in the online channel (%), H1 2025-H1 2026 >> **57**

Market shares of major websites and mobile applications offering food delivery services in Poland (%), 2024 >> **58**

Popularity of different payment methods for food delivery services in the online channel in Poland (%), 2024 >> **58**

Value structure of total sales of food delivery services in the online channel in Poland (%), by payment method, 2024 >> **59**

PMR forecast: Value of online sales of fitness and sports services in Poland, its change and share in the online services market, 2019-2030 >> **59**

PMR forecast: Value of online sales of subscriptions to fitness and sports services in Poland, its change and share in online sales of fitness and sports services, 2019-2030 >> **60**

PMR forecast: Average monthly ARPU from subscriptions to fitness and sports services in the online channel in Poland (PLN net), 2019-2030 >> **61**

PMR forecast: Number of users buying fitness and sports services in the online channel in Poland and its change, 2019-2030 >> **62**

PMR forecast: Number of online subscriptions to sports passes and sports and fitness apps in Poland, 2019-2030 >> **62**

PMR forecast: Penetration of buyers of fitness and sports services in the online channel among internet users in Poland (%), 2019-2030 >> **63**

SWOT analysis of the market for online sales of fitness and sports services in Poland, 2025 >> **63**

Profile of consumers who purchased a fitness and sports service in the online channel (%), 2024 >> **63**

Number of providers from which respondents purchased fitness and sports services in the online channel (%), 2024 >> **64**

Percentage of respondents whose spending on fitness and sports services ordered in the online channel increased, decreased or remained the same (%), by subscriptions and one-off purchases, 2024 >> **65**

Percentage of respondents who plan to purchase fitness and sports services in the online channel (%), by subscriptions and one-off purchases, H1 2025-H1 2026 >>> **65**

Number of fitness facilities of selected chains in Poland, 2024 >>> **66**

Popularity of different payment methods for fitness and sports services in the online channel in Poland (%), 2024 >>> **67**

Value structure of total sales of fitness and sports services in the online channel in Poland (%), by payment method, 2024 >>> **67**

Portfolio of fitness and sports services offered by MNOs under Direct Billing, 2025 >>> **68**

PMR forecast: Value of online sales of e-health services in Poland, its change and share in the online services market, 2019-2030 >>> **68**

PMR forecast: Value of online sales of subscriptions to e-health services in Poland, its change and share in online sales of e-health services, 2019-2030 >>> **69**

PMR forecast: Average monthly ARPU from subscriptions to e-health services in the online channel in Poland (PLN net), 2019-2030 >>> **70**

PMR forecast: Number of users buying e-health services in the online channel in Poland and its change, 2019-2030 >>> **71**

PMR forecast: Number of users subscribing to e-health services online in Poland and its change, 2019-2030 >>> **71**

PMR forecast: Penetration of buyers of e-health services in the online channel among internet users in Poland (%), 2019-2030 >>> **72**

SWOT analysis of the e-health market in Poland, 2025 >>> **72**

Profile of consumers who purchased an e-health service in the online channel (%), 2024 >>> **73**

Number of providers from which respondents purchased e-health services in the online channel (%), 2024 >>> **74**

Percentage of respondents whose spending on e-health services ordered in the online channel increased, decreased or remained the same (%), by subscriptions and one-off purchases, 2024 >>> **74**

Percentage of respondents who plan to purchase e-health services in the online channel (%), by subscriptions and one-off purchases, H1 2025-H1 2026 >>> **75**

Revenues of the leading e-health service providers offering online sales in Poland (PLN m), 2023 >>> **75**

Popularity of different payment methods for e-health services in the online channel in Poland (%), 2024 >>> **76**

Value structure of total sales of e-health services in the online channel in Poland (%), by payment method, 2024 >> **76**

PMR forecast: Value of the q-commerce market in Poland, its change and share in the online services market, 2021-2030 >> **77**

PMR forecast: Number of users of q-commerce services in Poland and its change, 2021-2030 >> **78**

PMR forecast: Penetration of users of q-commerce services among internet users in Poland (%), 2021-2030 >> **79**

SWOT analysis of the q-commerce market in Poland, 2025 >> **80**

Profile of consumers who used a q-commerce service in Poland (%), 2024 >> **80**

Number of providers from which respondents purchased q-commerce services (%), 2024 >> **81**

Percentage of respondents whose spending on q-commerce services increased, decreased or remained the same (%), by subscriptions and one-off purchases, 2024 >> **82**

Percentage of respondents who plan to purchase q-commerce services (%), by subscriptions and one-off purchases, H1 2025-H1 2026 >> **82**

Summary of offers from selected q-commerce companies in Poland, 2025 >> **83**

Popularity of different payment methods for q-commerce services in the online channel in Poland (%), 2024 >> **85**

Value structure of total sales of q-commerce services in the online channel in Poland (%), by payment method, 2024 >> **86**

PMR forecast: Value of online sales of subscriptions to fintech services, its change and share in the online services market, 2019-2030 >> **86**

PMR forecast: Average monthly ARPU from subscriptions to fintech services in Poland (PLN net), 2019-2030 >> **87**

PMR forecast: Number of users of fintech services in Poland and its change, 2019-2030 >> **88**

PMR forecast: Penetration of buyers of fintech services in the online channel among internet users in Poland (%), 2019-2030 >> **88**

SWOT analysis of the online fintech services market in Poland, 2025 >> **89**

Profile of consumers who purchased a fintech service in the online channel (%), 2024 >> **89**

Number of providers from which respondents purchased fintech services in the online channel (%), 2024 >> **90**

Percentage of respondents whose spending on fintech services ordered in the online channel increased, decreased or remained the same (%), by subscriptions and one-off purchases, 2024 >> **91**

Percentage of respondents who plan to purchase fintech services in the online channel (%), by subscriptions and one-off purchases, H1 2025-H1 2026 >> **91**

Players in the Polish fintech market, by shares in the number of paying users (%), 2024 >> **92**

Popularity of different payment methods for fintech services in the online channel in Poland (%), 2024 >> **92**

Value structure of total sales of fintech services in the online channel in Poland (%), by payment method, 2024 >> **93**

PMR forecast: Value of online sales of airline tickets in Poland, its change and share in the online services market, 2019-2030 >> **94**

PMR forecast: Number of users buying airline tickets in the online channel in Poland and its change, 2019-2030 >> **95**

PMR forecast: Penetration of buyers of airline tickets in the online channel among internet users in Poland (%), 2019-2030 >> **95**

SWOT analysis of the market for online sales of airline tickets in Poland, 2025 >> **96**

Profile of consumers who purchased airline tickets in the online channel (%), 2024 >> **96**

Number of providers from which respondents purchased airline tickets in the online channel (%), 2024 >> **97**

Percentage of respondents whose spending on airline tickets ordered in the online channel increased, decreased or remained the same (%), 2024 >> **98**

Percentage of respondents who plan to purchase airline tickets in the online channel (%), H1 2025-H1 2026 >> **98**

Main carriers offering online purchase of airline tickets and examples of mobile applications for online airline ticket sales in Poland, 2025 >> **99**

Popularity of different payment methods for one-off purchases of airline tickets in the online channel in Poland (%), 2024 >> **100**

Value structure of sales of airline tickets in the online channel in Poland (%), by payment method, 2024 >> **100**

PMR forecast: Value of online sales of intercity bus tickets in Poland, its change and share in the online services market, 2019-2030 >> **101**

PMR forecast: Value of online sales of intercity bus ticket subscriptions in Poland, its change and share in online sales of intercity bus tickets, 2019-2030 >> **101**

PMR forecast: Average monthly ARPU from ticket subscriptions to intercity bus transport in the online channel in Poland (PLN net), 2019-2030 >> **102**

PMR forecast: Number of users buying intercity bus tickets in the online channel in Poland and its change, 2019-2030 >> **103**

PMR forecast: Number of online ticket subscriptions to intercity bus transport in Poland and its change, 2019-2030 >> **103**

PMR forecast: Penetration of buyers of intercity bus tickets in the online channel among internet users in Poland (%), 2019-2030 >> **104**

SWOT analysis of the market for online sales of intercity bus tickets in Poland, 2025 >> **104**

Profile of consumers who purchased intercity bus tickets in the online channel (%), 2024 >> **104**

Number of providers from which respondents purchased intercity bus tickets in the online channel (%), 2024 >> **105**

Percentage of respondents whose spending on intercity bus tickets ordered in the online channel increased, decreased or remained the same (%), by subscriptions and one-off purchases, 2024 >> **106**

Percentage of respondents who plan to purchase intercity bus tickets in the online channel (%), by subscriptions and one-off purchases, H1 2025-H1 2026 >> **106**

Main carriers offering online purchase of intercity bus tickets and examples of mobile applications for online intercity bus ticket sales in Poland, 2025 >> **107**

Popularity of different payment methods for intercity bus tickets in the online channel in Poland (%), 2024 >> **108**

Value structure of total sales of intercity bus tickets in the online channel in Poland (%), by payment method, 2024 >> **108**

PMR forecast: Value of online sales of taxi services in Poland, its change and share in the online services market, 2019-2030 >> **109**

PMR forecast: Number of users buying taxi services in the online channel in Poland and its change, 2019-2030 >> **110**

PMR forecast: Penetration of buyers of taxi services in the online channel among internet users in Poland (%), 2019-2030 >> **110**

SWOT analysis of the online taxi market in Poland, 2025 >> **111**

Profile of consumers who purchased taxi fares in the online channel (%), 2024 >> **111**

Number of providers from which respondents purchased taxi services in the online channel (%), 2024 >> **112**

Percentage of respondents whose spending on taxi fares ordered in the online channel increased, decreased or remained the same (%), 2024 >> **112**

Percentage of respondents who plan to purchase m-taxi services in the online channel (%), H1 2025-H1 2026 >> **113**

Popularity of different payment methods for one-off purchases of m-taxi services in the online channel in Poland (%), 2024 >> **114**

Value structure of sales of m-taxi services in the online channel in Poland (%), by payment method, 2024 >> **114**

PMR forecast: Value of online sales of train tickets in Poland, its change and share in the online services market, 2019-2030 >> **115**

PMR forecast: Value of online sales of train ticket subscriptions in Poland, its change and share in online sales of train tickets, 2019-2030 >> **116**

PMR forecast: Average monthly ARPU from subscriptions to train tickets in the online channel in Poland (PLN net), 2019-2030 >> **116**

PMR forecast: Number of users buying train tickets in the online channel in Poland and its change, 2019-2030 >> **117**

PMR forecast: Number of users subscribing to train tickets in the online channel in Poland and its change, 2019-2030 >> **117**

PMR forecast: Penetration of buyers of train tickets in the online channel among internet users in Poland (%), 2019-2030 >> **118**

SWOT analysis of the market for online sales of train tickets in Poland, 2025 >> **118**

Profile of consumers who purchased train tickets in the online channel (%), 2024 >> **118**

Number of providers from which respondents purchased train tickets in the online channel (%), 2024 >> **119**

Percentage of respondents whose spending on train tickets ordered in the online channel increased, decreased or remained the same (%), by subscriptions and one-off purchases, 2024 >> **120**

Percentage of respondents who plan to purchase train tickets in the online channel (%), by subscriptions and one-off purchases, H1 2025-H1 2026 >> **120**

Main carriers offering online purchase of train tickets and examples of mobile applications for online train ticket sales in Poland, 2025 >> **121**

Popularity of different payment methods for train tickets in the online channel in Poland (%), 2024 >> **121**

Value structure of total sales of train tickets in the online channel in Poland (%), by payment method, 2024 >> **122**

PMR forecast: Value of online sales of parking tickets in Poland, its change and share in the online services market, 2019-2030 >>> **122**

PMR forecast: Number of users buying parking tickets in the online channel in Poland and its change, 2019-2030 >>> **123**

PMR forecast: Penetration of buyers of parking tickets in the online channel among internet users in Poland (%), 2019-2030 >>> **124**

SWOT analysis of the market for online sales of parking tickets in Poland, 2025 >>> **124**

Profile of consumers who purchased parking tickets in the online channel (%), 2024 >>> **125**

Number of providers from which respondents purchased parking tickets in the online channel (%), 2024 >>> **126**

Percentage of respondents whose spending on parking tickets ordered in the online channel increased, decreased or remained the same (%), 2024 >>> **126**

Percentage of respondents who plan to purchase parking tickets in the online channel (%), H1 2025-H1 2026 >>> **127**

Popularity of different payment methods for one-off purchases of parking tickets in the online channel in Poland (%), 2024 >>> **128**

Value structure of sales of parking tickets in the online channel in Poland (%), by payment method, 2024 >>> **128**

Portfolio of parking ticket application services offered by MNOs under Direct Billing, 2025 >>> **129**

PMR forecast: Value of online sales of municipal public transport tickets in Poland, its change and share in the online services market, 2019-2030 >>> **129**

PMR forecast: Value of online sales of municipal public transport ticket subscriptions in Poland, its change and share in the total sales of municipal public transport tickets, 2019-2030 >>> **130**

PMR forecast: Average monthly ARPU from subscriptions to municipal public transport tickets in the online channel in Poland (PLN net), 2019-2030 >>> **130**

PMR forecast: Number of users buying municipal public transport tickets in the online channel in Poland and its change, 2019-2030 >>> **131**

PMR forecast: Number of online ticket subscriptions to municipal public transport in Poland and its change, 2019-2030 >>> **131**

PMR forecast: Penetration of buyers of municipal public transport tickets in the online channel among internet users in Poland (%), 2019-2030 >>> **132**

SWOT analysis of the market for online sales of municipal public transport tickets in Poland, 2025 >>> **132**

Profile of consumers who purchased municipal public transport tickets in the online channel (%), 2024 >> **133**

Number of providers from which respondents purchased municipal public transport tickets in the online channel (%), 2024 >> **134**

Percentage of respondents whose spending on municipal public transport tickets ordered in the online channel increased, decreased or remained the same (%), by subscriptions and one-off purchases, 2024 >> **134**

Percentage of respondents who plan to purchase municipal public transport tickets in the online channel (%), by subscriptions and one-off purchases, H1 2025-H1 2026 >> **135**

Popularity of different payment methods for municipal public transport tickets in the online channel in Poland (%), 2024 >> **136**

Value structure of total sales of municipal public transport tickets in the online channel in Poland (%), by payment method, 2024 >> **136**

Portfolio of municipal public transport ticketing services offered by MNOs under Direct Billing, 2025 >> **137**

PMR forecast: Value of online sales of shared mobility services in Poland, its change and share in the online services market, 2019-2030 >> **137**

PMR forecast: Value of online sales of shared mobility services in Poland and its change in Poland, by segment, 2019-2030 >> **138**

PMR forecast: Number of users buying shared mobility services in the online channel in Poland and its change, 2019-2030 >> **139**

PMR forecast: Number of users buying shared mobility services in the online channel in Poland and its change, by segment, 2019-2030 >> **140**

PMR forecast: Penetration of buyers of shared mobility services in the online channel among internet users in Poland (%), by segment, 2019-2030 >> **140**

SWOT analysis of the shared mobility market in Poland, 2025 >> **141**

Profile of consumers who purchased a city bike rental service in the online channel (%), 2024 >> **141**

Number of providers from which respondents purchased city bike rental services in the online channel (%), 2024 >> **142**

Percentage of respondents whose spending on city bike rental services ordered in the online channel increased, decreased or remained the same (%), 2024 >> **143**

Percentage of respondents who plan to purchase city bike rental services in the online channel (%), H1 2025-H1 2026 >> **143**

Profile of consumers who purchased electric scooter rental or carsharing services in the online channel (%), 2024 >> **144**

Number of providers from which respondents purchased electric scooter rental and carsharing services in the online channel (%), 2024 >> **145**

Percentage of respondents whose spending on electric scooter rental or carsharing services ordered in the online channel increased, decreased or remained the same (%), 2024 >> **146**

Percentage of respondents who plan to purchase electric scooter rental and carsharing services in the online channel (%), H1 2025-H1 2026 >> **146**

Main websites and mobile applications offering shared mobility in the online channel in Poland, 2025 >> **147**

Popularity of different payment methods for one-off city bike rental services in the online channel in Poland (%), 2024 >> **147**

Popularity of different payment methods for one-off purchases of electric scooter rental/carsharing services in the online channel in Poland (%), 2024 >> **148**

Value structure of sales of city bike rental services in the online channel in Poland (%), by payment method, 2024 >> **148**

Value structure of sales of electric scooter rental/carsharing services in the online channel in Poland (%), by payment method, 2024 >> **149**

PMR forecast: Value of online sales of digital games in Poland, its change and share in the online services market, 2019-2030 >> **150**

PMR forecast: Value of online sales of digital game subscriptions in Poland, its change and share in online sales of digital games, 2019-2030 >> **151**

PMR forecast: Average monthly ARPU from subscriptions to digital game services in the online channel in Poland (PLN net), 2019-2030 >> **151**

PMR forecast: Number of users buying digital games in the online channel in Poland and its change, 2019-2030 >> **152**

PMR forecast: Number of subscriptions to digital gaming sites/platforms in Poland and its change, 2019-2030 >> **153**

PMR forecast: Penetration of buyers of digital games in the online channel among internet users in Poland (%), 2019-2030 >> **153**

SWOT analysis of the market for online sales of digital games in Poland, 2025 >> **154**

Profile of consumers who purchased digital versions of video games in the online channel (%), 2024 >> **154**

Number of providers from which respondents purchased digital versions of video games in the online channel (%), 2024 >> **155**

Percentage of respondents whose spending on digital versions of video games ordered in the online channel increased, decreased or remained the same (%), by subscriptions and one-off purchases, 2024 >> **156**

Percentage of respondents who plan to purchase digital versions of video games in the online channel (%), by subscriptions and one-off purchases, H1 2025-H1 2026 >> **156**

Selected gaming platforms offering access to digital games in Poland, 2025 >> **157**

Popularity of different payment methods for digital versions of video games in the online channel in Poland (%), 2024 >> **158**

Value structure of total sales of digital versions of video games in the online channel in Poland (%), by payment method, 2024 >> **158**

Portfolio of digital game services offered by MNOs under Direct Billing, 2025 >> **159**

PMR forecast: Value of online sales of VOD and OTT services in Poland, its change and share in the online services market, 2019-2030 >> **159**

PMR forecast: Value of online sales of subscriptions to VOD and OTT services in Poland, its change and share in online sales of VOD and OTT services, 2019-2030 >> **160**

PMR forecast: Average monthly ARPU from subscriptions to SVOD services in the online channel in Poland (PLN net), 2019-2030 >> **161**

PMR forecast: Number of users of VOD and OTT services in the online channel in Poland and its change, 2019-2030 >> **161**

PMR forecast: Penetration of buyers of VOD and OTT services in the online channel among internet users in Poland (%), 2019-2030 >> **162**

PMR forecast: Structure of the number of users of VOD and OTT services in the online channel in Poland, by subscriptions and one-off purchases only, 2019-2030 >> **162**

SWOT analysis of the market for online sales of VOD and OTT services in Poland, 2025 >> **162**

Profile of consumers who purchased video content in the online channel (%), 2024 >> **163**

Number of providers from which respondents purchased video content in the online channel (%), 2024 >> **164**

Percentage of respondents whose spending on video content ordered in the online channel increased, decreased or remained the same (%), by subscriptions and one-off purchases, 2024 >> **164**

Percentage of respondents who plan to purchase video content in the online channel (%), by subscriptions and one-off purchases, H1 2025-H1 2026 >> **165**

Major players in the VOD and OTT services market in Poland, by shares in the number of paying users (%), 2024 >> **166**

Popularity of different payment methods for VOD and OTT services in the online channel in Poland (%), 2024 >> **166**

Value structure of total sales of VOD and OTT services in the online channel in Poland (%), by payment method, 2024 >> **167**

Portfolio of streaming services offered by MNOs under Direct Billing, 2025 >> **167**

PMR forecast: Value of online sales of digital music in Poland, its change and share in the online services market, 2019-2030 >> **168**

PMR forecast: Value of online sales of digital music subscriptions in Poland, its change and share in online sales of digital music, 2019-2030 >> **169**

PMR forecast: Average monthly ARPU from subscriptions to digital music services in the online channel in Poland (PLN net), 2019-2030 >> **169**

PMR forecast: Total number of digital music subscription users in Poland and its change, 2019-2030 >> **170**

PMR forecast: Penetration of users of digital music subscriptions in the online channel among internet users in Poland (%), 2019-2030 >> **170**

SWOT analysis of the market for online sales of digital music in Poland, 2025 >> **171**

Profile of consumers who purchased digital music in the online channel (%), 2024 >> **171**

Number of providers from which respondents purchased digital music in the online channel (%), 2024 >> **172**

Percentage of respondents whose spending on digital music ordered in the online channel increased, decreased or remained the same (%), by subscriptions and one-off purchases, 2024 >> **173**

Percentage of respondents who plan to purchase digital music in the online channel (%), by subscriptions and one-off purchases, H1 2025-H1 2026 >> **173**

Popularity of different payment methods for digital music in the online channel in Poland (%), 2024 >> **174**

Value structure of total sales of digital music in the online channel in Poland (%), by payment method, 2024 >> **175**

Portfolio of digital music services offered by MNOs under Direct Billing, 2025 >> **175**

PMR forecast: Value of online sales of e-books in Poland, its change and share in the online services market, 2019-2030 >> **176**

PMR forecast: Value of online sales of e-book subscriptions in Poland, its change and share in the online services market, 2019-2030 >> **176**

PMR forecast: Average monthly ARPU from subscriptions to e-books in the online channel in Poland (PLN net), 2019-2030 >>> **177**

PMR forecast: Number of users buying e-books in the online channel in Poland and its change, 2019-2030 >>> **177**

PMR forecast: Number of subscriptions to e-book services in Poland and its change, 2019-2030 >>> **178**

PMR forecast: Penetration of buyers of e-books in the online channel among internet users in Poland (%), 2019-2030 >>> **178**

SWOT analysis of the market for online sales of e-books in Poland, 2025 >>> **179**

Profile of consumers who purchased e-books in the online channel (%), 2024 >>> **179**

Number of providers from which respondents purchased e-books in the online channel (%), 2024 >>> **180**

Percentage of respondents whose spending on e-books ordered in the online channel increased, decreased or remained the same (%), by subscriptions and one-off purchases, 2024 >>> **181**

Percentage of respondents who plan to purchase e-books in the online channel (%), by subscriptions and one-off purchases, H1 2025-H1 2026 >>> **181**

Main websites and mobile applications offering e-book purchase in the online channel in Poland, by revenue (PLN m), 2024 >>> **182**

Popularity of different payment methods for e-books in the online channel in Poland (%), 2024 >>> **182**

Value structure of total sales of e-books in the online channel in Poland (%), by payment method, 2024 >>> **183**

Portfolio of e-book services offered by MNOs under Direct Billing, 2025 >>> **183**

PMR forecast: Value of online sales of dating services in Poland, its change and share in the online services market, 2019-2030 >>> **184**

PMR forecast: Value of online sales of subscriptions to dating services in Poland, its change and share in sales of online dating services, 2019-2030 >>> **185**

PMR forecast: Average monthly ARPU from subscriptions to dating services in the online channel in Poland (PLN net), 2019-2030 >>> **185**

PMR forecast: Number of users of online dating services in Poland and its change, 2019-2030 >>> **186**

PMR forecast: Number of online subscriptions to dating services in Poland and its change, 2019-2030 >>> **187**

PMR forecast: Penetration of buyers of dating services in the online channel among internet users in Poland (%), 2019-2030 >>> **187**

SWOT analysis of the market for online sales of dating services in Poland, 2025 >>> **188**

Profile of consumers who purchased dating services in the online channel (%), 2024 >>> **188**

Number of providers from which respondents purchased dating services in the online channel (%), 2024 >>> **189**

Percentage of respondents whose spending on dating services ordered in the online channel increased, decreased or remained the same (%), by subscriptions and one-off purchases, 2024 >>> **189**

Percentage of respondents who plan to purchase dating services in the online channel (%), by subscriptions and one-off purchases, H1 2025-H1 2026 >>> **190**

Popularity of different payment methods for dating services in the online channel in Poland (%), 2024 >>> **191**

Value structure of total sales of dating services in the online channel in Poland (%), by payment method, 2024 >>> **192**

Portfolio of dating services offered by MNOs under Direct Billing, 2025 >>> **192**

PMR forecast: Value of online sales of adult content in Poland, its change and share in the online services market, 2019-2030 >>> **193**

PMR forecast: Value of online sales of adult content subscriptions in Poland, its change and share in online sales of adult content, 2019-2030 >>> **194**

PMR forecast: Average monthly ARPU from subscriptions to adult content in the online channel in Poland (PLN net), 2019-2030 >>> **194**

PMR forecast: Number of users buying adult content in the online channel in Poland and its change, 2019-2030 >>> **195**

PMR forecast: Number of subscriptions to platforms and apps with adult content in Poland and its change, 2019-2030 >>> **196**

PMR forecast: Penetration of buyers of adult content in the online channel among internet users in Poland (%), 2019-2030 >>> **196**

SWOT analysis of the market for online sales of adult content in Poland, 2025 >>> **197**

Profile of consumers who purchased adult content in the online channel (%), 2024 >>> **197**

Number of providers from which respondents purchased adult content in the online channel (%), 2024 >>> **198**

Percentage of respondents whose spending on adult content ordered in the online channel increased, decreased or remained the same (%), by subscriptions and one-off purchases, 2024 >>> **198**

Percentage of respondents who plan to purchase adult content in the online channel (%), by subscriptions and one-off purchases, H1 2025-H1 2026 >> **199**

Popularity of different payment methods for adult content services in the online channel in Poland (%), 2024 >> **199**

Value structure of total sales of adult content in the online channel in Poland (%), by payment method, 2024 >> **200**

PMR forecast: Value of online sales of audiobooks in Poland, its change and share in the online services market, 2019-2030 >> **200**

PMR forecast: Value of online sales of audiobook subscriptions in Poland, its change and share in the online services market, 2019-2030 >> **201**

PMR forecast: Average monthly ARPU from subscriptions to audiobooks in the online channel in Poland (PLN net), 2019-2030 >> **202**

PMR forecast: Number of users buying audiobooks in the online channel in Poland and its change, 2019-2030 >> **202**

PMR forecast: Number of subscriptions to audiobook services in Poland and its change, 2019-2030 >> **203**

PMR forecast: Penetration of buyers of audiobooks in the online channel among internet users in Poland (%), 2019-2030 >> **204**

SWOT analysis of the market for online sales of audiobooks in Poland, 2025 >> **204**

Profile of consumers who purchased audiobooks in the online channel (%), 2024 >> **204**

Number of providers from which respondents purchased audiobooks in the online channel (%), 2024 >> **206**

Percentage of respondents whose spending on audiobooks ordered in the online channel increased, decreased or remained the same (%), by subscriptions and one-off purchases, 2024 >> **206**

Percentage of respondents who plan to purchase audiobooks in the online channel (%), by subscriptions and one-off purchases, H1 2025-H1 2026 >> **207**

Popularity of different payment methods for audiobooks in the online channel in Poland (%), 2024 >> **208**

Value structure of sales of audiobooks in the online channel in Poland (%), by payment method, 2024 >> **208**

Portfolio of audiobook services offered by MNOs under Direct Billing, 2025 >> **209**

PMR forecast: Value of online sales of digital press in Poland, its change and share in the online services market, 2019-2030 >> **209**

PMR forecast: Value of online sales of digital press subscriptions in Poland, its change and share in online sales of digital press, 2019-2030 >>> **210**

PMR forecast: Average monthly ARPU from subscriptions to digital press services in the online channel in Poland (PLN net), 2019-2030 >>> **211**

PMR forecast: Number of users buying digital press in the online channel in Poland and its change, 2019-2030 >>> **211**

PMR forecast: Number of online subscriptions to digital press in Poland and its change, 2019-2030 >>> **212**

PMR forecast: Penetration of buyers of digital press in the online channel among internet users in Poland (%), 2019-2030 >>> **212**

SWOT analysis of the market for online sales of digital press in Poland, 2025 >>> **213**

Profile of consumers who purchased digital press in the online channel (%), 2024 >>> **213**

Number of providers from which respondents purchased digital press in the online channel (%), 2024 >>> **214**

Percentage of respondents whose spending on digital press ordered in the online channel increased, decreased or remained the same (%), by subscriptions and one-off purchases, 2024 >>> **215**

Percentage of respondents who plan to purchase digital press in the online channel (%), by subscriptions and one-off purchases, 2024 >>> **215**

Popularity of different payment methods for digital press in the online channel in Poland (%), 2024 >>> **216**

Value structure of total sales of digital press in the online channel in Poland (%), by payment method, 2024 >>> **217**

Portfolio of digital press services offered by MNOs under Direct Billing, 2025 >>> **217**

PMR forecast: Value of online sales of entertainment tickets in Poland, its change and share in the online services market, 2019-2030 >>> **218**

PMR forecast: Value structure of e-ticket sales for entertainment events in Poland (%), by segment, 2019-2030 >>> **219**

Selected integrators and distributors of online tickets for entertainment events in Poland, 2025 >>> **219**

SWOT analysis of the market for online sales of tickets for entertainment in Poland, 2025 >>> **220**

PMR forecast: Value of online sales of tickets for concerts and other music events in Poland, its change and share in the online services market, 2019-2030 >>> **220**

PMR forecast: Number of users buying tickets for concerts and other music events in the online channel in Poland and its change, 2019-2030 >> **221**

PMR forecast: Penetration of buyers of tickets for concerts and other music events in the online channel among internet users in Poland (%), 2019-2030 >> **222**

Profile of consumers who purchased tickets for concerts and other music events in the online channel (%), 2024 >> **222**

Number of providers from which respondents purchased tickets for concerts and other music events in the online channel (%), 2024 >> **223**

Percentage of respondents whose spending on tickets for concerts and other music events ordered in the online channel increased, decreased or remained the same (%), 2024 >> **224**

Percentage of respondents who plan to purchase tickets for concerts and other music events in the online channel (%), H1 2025-H1 2026 >> **224**

Popularity of different payment methods for one-off purchases of tickets for concerts and other music events in the online channel in Poland (%), 2024 >> **225**

Value structure of ticket sales for concerts and other music events in the online channel in Poland (%), by payment method, 2024 >> **225**

PMR forecast: Value of online ticket sales for sporting events in Poland, its change and share in the online services market, 2019-2030 >> **226**

PMR forecast: Value of online sales of ticket subscriptions to sporting events in Poland, its change and share in online sales of tickets for sporting events, 2019-2030 >> **227**

PMR forecast: Average monthly ARPU from ticket subscriptions to sporting events in the online channel in Poland (PLN net), 2019-2030 >> **227**

PMR forecast: Number of users buying tickets for sporting events in the online channel in Poland and its change, 2019-2030 >> **228**

PMR forecast: Number of online ticket subscriptions for sporting events in Poland and its change, 2019-2030 >> **229**

PMR forecast: Penetration of buyers of tickets for sporting events in the online channel among internet users in Poland (%), 2019-2030 >> **229**

SWOT analysis of the market for online sales of tickets for sporting events in Poland, 2025 >> **230**

Profile of consumers who purchased tickets for sporting events in the online channel (%), 2024 >> **230**

Number of providers from which respondents purchased tickets for sporting events in the online channel (%), 2024 >> **231**

Percentage of respondents whose spending on tickets for sporting events ordered in the online

channel increased, decreased or remained the same (%), by subscriptions and one-off purchases, 2024 >> **232**

Percentage of respondents who plan to purchase tickets for sporting events in the online channel (%), by subscriptions and one-off purchases, H1 2025-H1 2026 >> **232**

Popularity of different payment methods for sporting event tickets in the online channel in Poland (%), 2024 >> **233**

Value structure of total sales of sporting event tickets in the online channel in Poland (%), by payment method, 2024 >> **233**

PMR forecast: Value of online sales of cinema tickets in Poland, its change and share in the online services market, 2019-2030 >> **234**

PMR forecast: Value of online sales of ticket subscriptions to cinema in Poland, its change and share in online sales of cinema tickets, 2019-2030 >> **234**

PMR forecast: Average monthly ARPU from cinema ticket subscriptions in the online channel in Poland (PLN net), 2019-2030 >> **235**

PMR forecast: Number of users buying cinema tickets in the online channel in Poland and its change, 2019-2030 >> **236**

PMR forecast: Number of cinema ticket subscriptions in the online channel in Poland and its change, 2019-2030 >> **236**

PMR forecast: Penetration of buyers of cinema tickets in the online channel among internet users in Poland (%), 2019-2030 >> **237**

Profile of consumers who purchased cinema tickets in the online channel (%), 2024 >> **237**

Number of providers from which respondents purchased cinema tickets in the online channel (%), 2024 >> **238**

Percentage of respondents whose spending on cinema tickets ordered in the online channel increased, decreased or remained the same (%), by subscriptions and one-off purchases, 2024 >> **239**

Percentage of respondents who plan to purchase cinema tickets in the online channel (%), by subscriptions and one-off purchases, H1 2025-H1 2026 >> **239**

Popularity of different payment methods for cinema tickets in the online channel in Poland (%), 2024 >> **240**

Value structure of sales of cinema tickets in the online channel in Poland (%), by payment method, 2024 >> **240**

PMR forecast: Value of online sales of theatre tickets in Poland, its change and share in the online services market, 2019-2030 >> **241**

PMR forecast: Number of users buying theatre tickets in the online channel in Poland and its change, 2019-2030 >> **242**

PMR forecast: Penetration of buyers of theatre tickets in the online channel among internet users in Poland (%), 2019-2030 >> **242**

Profile of consumers who purchased theatre tickets in the online channel (%), 2024 >> **243**

Number of providers from which respondents purchased theatre tickets in the online channel (%), 2024 >> **244**

Percentage of respondents whose spending on theatre tickets ordered in the online channel increased, decreased or remained the same (%), 2024 >> **244**

Percentage of respondents who plan to purchase theatre tickets in the online channel (%), H1 2025-H1 2026 >> **245**

Popularity of different payment methods for one-off purchases of theatre tickets in the online channel in Poland (%), 2024 >> **245**

Value structure of sales of theatre tickets in the online channel in Poland (%), by payment method, 2024 >> **246**

PMR forecast: Value of online sales of tickets for cabarets and shows in Poland, its change and share in the online services market, 2019-2030 >> **246**

PMR forecast: Number of users buying tickets for cabarets and shows in the online channel in Poland and its change, 2019-2030 >> **247**

PMR forecast: Penetration of buyers of tickets for cabarets and shows in the online channel among internet users in Poland (%), 2019-2030 >> **247**

Profile of consumers who purchased tickets for cabarets and shows in the online channel (%), 2024 >> **248**

Number of providers from which respondents purchased tickets for cabarets and shows in the online channel (%), 2024 >> **249**

Percentage of respondents whose spending on tickets for cabarets and shows ordered in the online channel increased, decreased or remained the same (%), 2024 >> **249**

Percentage of respondents who plan to purchase tickets for cabarets and shows in the online channel (%), H1 2025-H1 2026 >> **250**

Popularity of different payment methods for one-off purchases of tickets for cabarets and shows in the online channel in Poland (%), 2024 >> **250**

Value structure of sales of tickets for cabarets and shows in the online channel in Poland (%), by payment method, 2024 >> **251**

PMR forecast: Value of online sales of tourism services in Poland, its change and share in the online services market, 2019-2030 >> **252**

PMR forecast: Number of users buying tourism services in the online channel in Poland and its change, 2019-2030 >> **253**

PMR forecast: Penetration of buyers of tourism services in the online channel among internet users in Poland (%), 2019-2030 >> **253**

SWOT analysis of the online tourism market in Poland, 2025 >> **254**

Profile of consumers who purchased tourism services in the online channel (%), 2024 >> **254**

Number of providers from which respondents purchased tourism services in the online channel (%), 2024 >> **255**

Percentage of respondents whose spending on tourism services ordered in the online channel increased, decreased or remained the same (%), 2024 >> **256**

Percentage of respondents who plan to pay for tourism services in the online channel (%), H1 2025-H1 2026 >> **256**

Revenues of the leading travel agencies offering online sales in Poland (PLN m), 2023 >> **257**

Popularity of different payment methods for one-off purchases of tourism services in the online channel in Poland (%), 2024 >> **258**

Value structure of sales of tourism services in the online channel in Poland (%), by payment method, 2024 >> **258**

PMR forecast: Value of online gambling and Lotto lottery games in Poland, its change and share in the online services market, 2019-2030 >> **259**

PMR forecast: Number of users paying for gambling and Lotto lottery games in the online channel in Poland and its change, 2019-2030 >> **260**

PMR forecast: Penetration of gambling and Lotto lottery games in the online channel among internet users in Poland (%), 2019-2030 >> **260**

SWOT analysis of the online gambling market and Lotto in Poland, 2025 >> **261**

Profile of consumers who purchased gambling services in the online channel (%), 2024 >> **261**

Number of operators from which respondents purchased e-gambling services in the online channel (%), 2024 >> **262**

Percentage of respondents whose spending on e-gambling services ordered in the online channel increased, decreased or remained the same (%), 2024 >> **262**

Percentage of respondents who plan to purchase e-gambling services in the online channel (%), H1 2025-H1 2026 >> **263**

Revenues of the leading online gambling operators in Poland (PLN bn), 2023 >> **263**

Popularity of different payment methods for gambling and Lotto services in the online channel in Poland (%), 2024 >> **264**

Value structure of total sales of gambling and Lotto services in the online channel in Poland (%), by payment method, 2024 >> **264**

PMR forecast: Value of online sales of e-learning services in Poland, its change and share in the online services market, 2019-2030 >> **265**

PMR forecast: Value of online sales of subscriptions to e-learning services in Poland, its change and share in online sales of e-learning services, 2019-2030 >> **266**

PMR forecast: Average monthly ARPU from subscriptions to e-learning services in the online channel in Poland (PLN net), 2019-2030 >> **266**

PMR forecast: Number of users buying e-learning services in the online channel in Poland and its change, 2019-2030 >> **267**

PMR forecast: Number of online subscriptions to e-learning services in Poland and its change, 2019-2030 >> **267**

PMR forecast: Penetration of buyers of e-learning services in the online channel among internet users in Poland (%), 2019-2030 >> **268**

SWOT analysis of the e-learning services market in Poland, 2025 >> **268**

Profile of consumers who purchased e-learning services in the online channel (%), 2024 >> **269**

Number of providers from which respondents purchased education services in the online channel (%), 2024 >> **270**

Percentage of respondents whose spending on education services ordered in the online channel increased, decreased or remained the same (%), by subscriptions and one-off purchases, 2024 >> **270**

Percentage of respondents who plan to purchase education services in the online channel (%), by subscriptions and one-off purchases, H1 2025-H1 2026 >> **271**

Popularity of different payment methods for education services in the online channel in Poland (%), 2024 >> **272**

Value structure of total sales of education services in the online channel in Poland (%), by payment method, 2024 >> **272**

Portfolio of education services offered by MNOs under Direct Billing, 2025 >> **273**

PMR forecast: Value of online sales of paid advertising services in Poland, its change and share in the online services market, 2019-2030 >> **273**

PMR forecast: Number of users buying paid advertisements in the online channel in Poland and its change, 2019-2030 >> **274**

PMR forecast: Penetration of buyers of paid advertisement in the online channel among internet users in Poland (%), 2019-2030 >> **275**

SWOT analysis of the market for online paid advertisements in Poland, 2025 >> **275**

Profile of consumers who paid for advertisements in the online channel (%), 2024 >> **275**

Number of providers from which respondents purchased advertisements in the online channel (%), 2024 >> **276**

Percentage of respondents whose spending on advertisements ordered in the online channel increased, decreased or remained the same (%), 2024 >> **277**

Percentage of respondents who plan to pay for advertisements in the online channel (%), H1 2025-H1 2026 >> **277**

Popularity of different payment methods for one-off purchases of paid advertisements in the online channel in Poland (%), 2024 >> **278**

Value structure of sales of paid advertisements in the online channel in Poland (%), by payment method, 2024 >> **279**

Portfolio of paid advertisement services offered by MNOs under Direct Billing, 2025 >> **279**

PMR MARKET EXPERTS

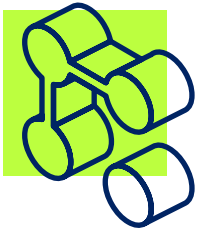
by Hume's

WE UNDERSTAND THAT DATA IS NOT JUST ABOUT NUMBERS.

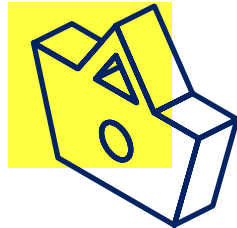
IT IS THE FOUNDATION OF THE DECISIONS SHAPING THE FUTURE OF YOUR BUSINESS.

At PMR Market Experts, we have been preparing cyclical industry reports for over 20 years, refining our sector knowledge.

Our core specialisations:



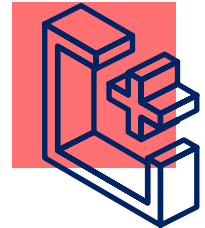
Digital & ICT



Retail



Pharma & Healthcare




Construction

Our reports are more than just a compilation of facts – **they are reliable knowledge based on proven methodology.** We combine primary and secondary data, proprietary algorithms and econometric models to provide precise information about the market, its values, growth rates, segments and key players.

We are part of **Hume's Institute** – a 360 research agency specialising in quantitative and qualitative research, forecasting and market predictions.

PMR Market Experts' data analysis and verification expertise, unique insights and proven forecasts provided by Hume's Institute give real insight and advantage to our Clients.

More than **600 clients worldwide** have already benefited from our services. We have analysed more than **5,000 brands**, operating in over **50 markets**. The trust placed in us by the major players is confirmed by the fact that we work with **70% of the prestigious Fortune 500 companies.**



tel.: +48 609 290 093
info@pmrcorporate.com
www.pmrmarketexperts.com



Krolewska 57
30-081 Krakow
Poland