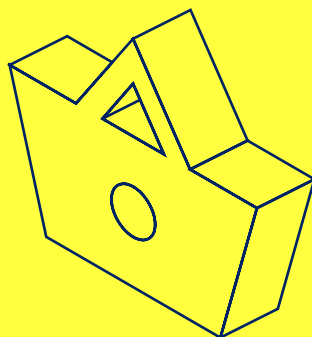




PMR RETAIL
EXPERTS

GROCERY RETAIL MARKET IN POLAND 2025

Market analysis and development
forecasts for 2025-2030



© 1996–2025+ PMR MARKET EXPERTS

Table of contents

Executive summary » 11

Value of the market in 2021-2024 and PMR forecast for 2025-2030 » 34

Value of grocery retail sales and forecast for their development » 34

Value of the grocery market and forecasts for its development » 37

Factors influencing the outlook for the grocery market » 39

Macroeconomic and demographic factors » 40

General macroeconomic outlook » 41

Overall price growth rate and in the grocery retail market » 42

Labour market situation in Poland » 44

Polish population's financial situation » 45

Demographic situation in Poland » 46

Geopolitical environment » 46

Demand-side factors » 48

Six in 10 Poles enjoy grocery shopping » 48

Frequently but not every day – Poles' shopping habits remain stable » 49

Households spending more generously on mobility, culture and healthcare » 51

Inflation remains significant, but its impact on the shopping basket is stabilising » 52

Cheaper equivalents vs search for promotions – Poles' strategies in the face of inflation » 54

Consumers prioritise savings and shopping convenience » 55

Environmentally friendly choices in Poles' everyday shopping practices » 58

Loyalty programmes less important to Generation Z » 61

Stable population of vegans and vegetarians » 62

Alcohol-free drinks – the NoLo trend is gaining strength » 64

Poles' high consumer awareness of healthy eating >> 66

Loyal but open-minded >> 66

Culinary patriotism or world cuisine? >> 67

Supply-side factors >> 71

Consolidating dominance of major players, growing concentration despite lack of acquisitions >> 71

Local markets gaining ground, trade booming outside agglomerations >> 72

Purchasing groups gaining momentum >> 74

Online grocery shopping on e-commerce platforms is on the rise, but the market is entering a phase of transition >> 75

Multichannel development of franchise >> 77

Technological factors >> 80

Retail media – key to more effective marketing >> 80

Self-service checkouts – from innovation to standard >> 82

Stores of the future? Not yet >> 83

Mobility as standard – apps on most Poles' phones >> 85

Biedronka rules on Poles' phones >> 87

More than an app – towards superapps >> 89

Fast delivery? Poles still skeptical >> 90

Legal factors >> 91

Deposit-refund system is definitely coming – are the market and consumers ready for it? >> 91

Potential easing of the Sunday trading ban >> 94

Energy drinks in sale to people over 18 years of age >> 94

Legal changes concerning e-cigarettes >> 94

Revolution coming in the promotion and sale of alcoholic beverages >> 95

Sales value and market shares of the largest companies in the grocery retail market in Poland in 2021-2025 >> 97

Largest companies and trade groups >> 97

Largest chains >> 104

Retail distribution channels in the grocery market in Poland » 107

Number of stores in individual distribution channels in 2021-2025 » 107

Value of individual distribution channels in 2021-2024 and PMR forecast for 2025-2030 » 110

Place to buy groceries – the most popular channels » 115

Loyalty to the channel greater than loyalty to the brand » 115

Zabka appeals to younger consumers, while bakeries attract older generations » 117

Grocery shopping online and in hypermarkets are largely the domain of wealthier consumers » 119

Consumers with higher education are more likely to shop at bakeries » 120

Small supermarkets gaining popularity in the provinces » 121

Discounters » 123

Value of the discounter channel in 2021-2024 and PMR forecast for 2025-2030 » 123

Major players in the discounter channel – sales value and market shares » 125

Basic statistics on the area of discounters » 127

Socio-demographic profile of Poles buying groceries in discount stores » 129

Shopping missions in the discounter channel » 130

Proximity supermarkets » 132

Value of the proximity supermarket channel in 2021-2024 and PMR forecast for 2025-2030 » 132

Major players in the proximity supermarket channel – sales value and market share » 133

Basic statistics on the area of proximity supermarkets » 136

Socio-demographic profile of Poles buying groceries in proximity supermarkets » 138

Shopping missions in the proximity supermarket channel » 139

Hypermarkets » 141

Value of the hypermarket channel in 2021-2024 and PMR forecast for 2025-2030 » 141

Major players in the hypermarket channel – sales value and market share » 142

Basic statistics on the area of hypermarkets » 144

Socio-demographic profile of Poles buying groceries in hypermarkets » 145

Shopping missions in the hypermarket channel » 147

Supermarkets >> 148

Value of the supermarket channel in 2021-2024 and PMR forecast for 2025-2030 >> **148**

Major players in the supermarket channel – sales value and market share >> **149**

Basic statistics on the area of supermarkets >> **152**

Socio-demographic profile of Poles buying groceries in supermarkets >> **153**

Shopping missions in the supermarket channel >> **154**

Small-format stores >> 156

General characteristics of small-format stores >> **156**

Convenience stores >> **158**

Value of the convenience store channel in 2021-2024 and PMR forecast for 2025-2030 > **158**

Major players in the convenience channel – sales value and market share > **159**

Socio-demographic profile of Poles buying groceries in convenience stores > **161**

Shopping missions in the convenience store channel > **163**

Other small grocery stores >> **164**

Value of the other small grocery store channel in 2021-2024 and PMR forecast for 2025-2030 > **164**

Major players in the other small grocery store channel – sales value and market share > **165**

Socio-demographic profile of Poles buying groceries in other small grocery stores > **170**

Shopping missions in the other small grocery store channel > **171**

Online grocery trade >> 173

Value of online sales in 2021-2024 and PMR forecast for 2025-2030 >> **173**

Major players in the online sales channel – sales value and market share >> **173**

Consumer trends >> **176**

Every third Pole buys food online > **176**

E-shopping as support for everyday shopping > **177**

Grocery e-shopping: what hampers the growth? > **178**

Marketplace triumphs in e-grocery as almost half of e-buyers choose e-commerce platforms > **180**

Coffee and tea as the most popular products in e-shopping > **180**

Socio-demographic profile of Poles buying groceries online >> **182**

Shopping missions carried out in the online channel >> **183**

Petrol station stores >> 185

Value of the sales channel for grocery shopping at petrol stations in 2021-2024 and PMR forecast for 2025-2030 >> **185**

Basic statistics on petrol stations in Poland >> **187**

Socio-demographic profile of Poles buying groceries in stores at petrol stations >> **189**

Shopping missions carried out in the petrol station stores channel >> **190**

Specialist stores >> 191

Number of specialist stores in 2019-2025 >> **191**

Education as a factor affecting purchasing preferences >> **192**

Socio-demographic profile of Poles buying groceries in specialist stores >> **193**

Butcher's shops >> **195**

Bakeries and patisseries >> **195**

Greengrocers >> **197**

Off-licence stores >> **197**

Fishmongers >> **197**

Dairy stores >> **198**

Other >> **198**

Grocery trade at open-air markets >> 199

Unflagging popularity of open-air markets >> **199**

Product quality and freshness as a decisive factor for shopping at open-air markets >> **200**

Socio-demographic profile of Poles buying groceries at open-air markets >> **202**

Non-specialist stores selling food >> 204

Health and beauty stores >> **204**

Non-food discount stores >> **206**

Profiles of the top grocery retail companies and groups >> 209

Jeronimo Martins >> 209

Schwarz Group >> 213

Eurocash Group >> 218

Dino >> 229

Zabka	»	232
GK Specjal	»	236
Carrefour Group	»	238
Auchan Group	»	245
Maxima Grupe	»	251
Netto	»	254
Les Mousquetaires	»	256
Polska Grupa Supermarketow (PGS)	»	258
Aldi	»	259
E.Leclerc	»	261
Polomarket	»	266
Chorten Group	»	268
Metro Group	»	270

Methodology of the report	»	272
----------------------------------	----------	------------

List of graphs and tables	»	282
----------------------------------	----------	------------

About PMR	»	294
------------------	----------	------------

List of graphs and tables

Value of the market in 2021-2024 and PMR forecast for 2025-2030 » 34

PMR forecast: Value (PLN bn) and change (% YoY) of retail sales in Poland, 2021-2030 » 35

PMR forecast: Value of food and non-food products retail sales in Poland (PLN bn), 2021-2030 » 36

PMR forecast: Change in retail sales of food and non-food products in Poland (% YoY), 2021-2030 » 36

PMR forecast: Share of food and non-food products in retail sales in Poland (%), 2021-2030 » 36

PMR forecast: Value (PLN bn) and change (% YoY) of the grocery market in Poland, 2021-2030 » 38

Factors influencing the outlook for the grocery market » 39

Key factors affecting the value of the grocery market in Poland, 2021-2030 » 40

PMR forecast: Impact of macroeconomic and demographic factors on the value of the grocery market in Poland, 2021-2030 » 40

PMR forecast: GDP per capita and real GDP change in Poland, 2021-2030 » 41

PMR forecast: CPI and price index in the grocery retail market in Poland (% YoY), 2021-2030 » 42

PMR forecast: Average annual LFS unemployment rate and real change of average monthly gross wage in Poland, 2021-2030 » 44

PMR forecast: Real growth of household disposable income and private consumption in Poland (% YoY), 2021-2030 » 45

PMR forecast: Number of residents in Poland, share of different demographic groups and number of residents including refugees from Ukraine, 2021-2030 » 46

PMR forecast: Impact of demand-side factors on the value of the grocery market in Poland, 2021-2030 » 48

Poles' preferences in terms of whether they like grocery shopping (%), 2025 » 49

Frequency of grocery shopping in Poland (%), 2021-2025 » 50

Frequency of grocery shopping in Poland (%), by household size and presence of children in the household, 2025 >>> **51**

Structure of monthly household spending per capita in Poland (%), 2020-2024 >>> **51**

Average monthly consumption of selected food products in Poland, 2005 and 2020-2024 >>> **52**

Share of Poles declaring that price growth (inflation) is causing them to reduce their purchases (%), 2023-2025 >>> **53**

Grocery products vs top 5 product categories on which Poles are reducing their spending (%), 2024-2025 >>> **54**

Grocery products vs top 5 product categories on which Poles are reducing their spending in the first place (%), 2024-2025 >>> **54**

Strategies followed by consumers to save money on groceries (%) 2025 >>> **55**

Changes in consumer behaviour in terms of strategies to save money on groceries (%) 2025 >>> **55**

Factors considered important for the choice of places to shop for groceries in Poland (%), 2021-2025 >>> **56**

Changes in consumer behaviours relative to the preceding year – prices and promotional offers of food products (%), 2023-2025 >>> **58**

Environmentally friendly practices in grocery shopping (%), 2024 >>> **59**

Environmentally friendly behaviours in grocery shopping vs the preceding year (%), 2024 >>> **60**

Significance of loyalty schemes in the choice of places to shop for groceries in Poland (%), 2021-2025 >>> **61**

Significance of loyalty programmes in the choice of places to shop for groceries in Poland (%), by generation, 2023-2025 >>> **62**

Distribution of people following/not following vegetarian/vegan diets in Poland (%), 2024-2025 >>> **63**

Change in the amount of meat consumed in the preceding year (%), 2021-2025 >>> **63**

Opinions regarding vegetarian products and meat consumption (%), 2021-2025 >>> **64**

Change in consumer behaviour relative to the preceding year – consumption of alcohol-free beer and wine (%), 2023-2025 >>> **65**

Consumer preferences regarding food (%), 2024-2025 >>> **66**

Consumer preferences as regards food choices (%), 2024-2025 >>> **67**

- Poles' favourite types of cuisine (%), 2023-2025 >>> **68**
- Poles agreeing with the statement that they like to try new, unfamiliar dishes and cuisines (%), 2024-2025 >>> **69**
- Consumers reaching for food products from other culinary traditions (%), by selected socio-demographic characteristics, 2024-2025 >>> **70**
- PMR forecast: Impact of supply-side factors on the value of the grocery market in Poland, 2021-2030 >>> **71**
- Concentration of the grocery retail market in Poland (%), by sales value, 2021-2025 >>> **71**
- Poles' main shopping missions (%), by place of residence and lifestyle, 2025 >>> **73**
- Selected grocery purchasing groups and alliances established in the Polish market, 2024-2025 >>> **75**
- E-commerce platforms as a grocery shopping destination (%), 2021-2025 >>> **76**
- Leading grocery companies managing more than one retail format in Poland, May 2025 >>> **77**
- Sales value (PLN m) and change (%) in franchise chains in Poland, 2021-2025 >>> **79**
- Number and change (%) of franchise grocery stores in Poland, 2021-2025 >>> **80**
- PMR forecast: Impact of technological factors on the value of the grocery market in Poland, 2021-2030 >>> **80**
- Prospective growth areas for retail media, 2025 >>> **81**
- Use of self-service checkouts when shopping for groceries in Poland (%), 2021-2025 >>> **82**
- Familiarity with and use of self-service checkouts in Poland (%), 2025 >>> **82**
- Use of autonomous stores and scan & go apps in Poland (%), 2021-2025 >>> **84**
- Familiarity with and use of autonomous stores and scan & go apps in Poland (%), 2025 >>> **85**
- Share of Poles who have a grocery chain mobile app installed on their phone (%), by selected socio-demographic characteristics, 2021-2025 >>> **86**
- Key features of mobile shopping apps (%), according to Poles, 2022-2025 >>> **87**
- Grocery chain apps installed on consumers' phones and most frequently used (%), 2024-2025 >>> **88**
- Purchase of grocery products through online apps with fast delivery* (%), 2022-2025 >>> **90**
- PMR forecast: Impact of legal factors on the value of the grocery market in Poland, 2021-2030 >>> **91**
- Poles' awareness regarding the entry into force of the deposit-refund system (%), by gender and age, April/May 2025 >>> **93**

Poles' awareness regarding what type of packaging will be covered by the deposit-refund system (%), April/May 2025 >>> **93**

Sales value and market shares of the largest companies in the grocery retail market in Poland in 2021-2025 >> 97

Overview of the top 20 companies and trade groups operating in the grocery retail market in Poland, 2025 >>> **98**

Sales of the top 20 companies and trade groups operating in the grocery retail market in Poland (PLN m), 2021-2025 >>> **99**

Change in sales of the top 20 companies and trade groups operating in the grocery retail market in Poland (% YoY), 2021-2025 >>> **100**

Share of the top 20 companies and trade groups in the grocery retail market in Poland (%), by sales value, 2021-2025 >>> **101**

Store count of the top 20 companies and trade groups operating in the grocery retail market in Poland, 2021-2025 >>> **102**

Average annual sales per store of the top 20 companies and trade groups operating in the grocery retail market in Poland (PLN m), 2021-2025 >>> **103**

Top 30 nationwide grocery chains in Poland, by sales revenue in 2024 (PLN m), 2021-2025 >>> **104**

Top 30 nationwide grocery chains in Poland, by store count in 2024, 2021-2025 >>> **105**

Retail distribution channels in the grocery market in Poland >> 107

PMR forecast: Number of general grocery stores in various distribution channels, at petrol stations and specialist stores in Poland, 2021-2025 and 2030 >>> **108**

Average annual sales per general grocery store in various distribution channels and at petrol stations in Poland (PLN m), 2021-2025 >>> **108**

Number of general grocery stores in various distribution channels, stores at petrol stations and specialist stores in Poland per 1 million residents, 2021-2025 >>> **109**

Population per general grocery store in various distribution channels, petrol station store and specialist store in Poland (thousand), 2021-2025 >>> **109**

PMR forecast: Value of individual distribution channels in the grocery retail market in Poland (PLN m), 2021-2030 >>> **111**

PMR forecast: Growth rate for individual distribution channels in the grocery retail market in Poland (% YoY), 2021-2030 >>> **112**

PMR forecast: Shares of individual distribution channels in the grocery retail market in Poland (%), by sales value, 2021-2030 >>> **113**

PMR forecast: Shares of large-format distribution channels in the grocery retail market in Poland (%), by sales value, 2021-2030 >>> **114**

PMR forecast: Shares of modern distribution channels in the grocery retail market in Poland (%), by sales value, 2021-2030 >>> **114**

Number of channels and stores (average) where Poles buy groceries, 2021-2025 >>> **115**

Most popular grocery shopping locations in Poland (%), by channel, 2021-2025 >>> **116**

Most popular grocery shopping locations in Poland (%), by store, 2021-2025 >>> **117**

Grocery shopping locations in Poland (%), by gender and generation, 2025 >>> **118**

Grocery shopping locations in Poland (%), by income, 2025 >>> **119**

Grocery shopping locations in Poland (%), by education and number of people in the household, 2025 >>> **121**

Grocery shopping locations in Poland (%), by place of residence, 2025 >>> **122**

PMR forecast: Discounter channel in Poland – sales value (PLN m) and its change (% YoY), 2021-2030 >>> **124**

Sales value of individual discount store chains in Poland (PLN m), 2021-2025 >>> **126**

Shares of individual chains in the discounter channel in Poland (%), by sales value, 2021-2025 >>> **126**

Shares of individual discount chains in the grocery market in Poland (%), by sales value, 2021-2025 >>> **126**

Change in sales of individual discount store chains in Poland (% YoY), 2021-2025 >>> **127**

Store count of individual discount chains operating in Poland, 2021-2025 >>> **127**

Average store size of individual discounter chains in Poland (m²), 2021-2025 >>> **128**

Average annual sales per store of individual discount store chains in Poland (PLN m), 2021-2025 >>> **128**

Average annual sales per 1 m² of store area of individual discount store chains in Poland (PLN thousand), 2021-2025 >>> **129**

Structure of the Polish population buying groceries in discount stores (%), by selected socio-demographic characteristics, 2024-2025 >>> **130**

Main shopping missions carried out in the grocery discount channel by Poles (%), 2025 >>> **131**

PMR forecast: Proximity supermarket channel in Poland – sales value (PLN m) and its change (% YoY), 2021-2030 >>> **132**

Sales value of individual proximity supermarket chains in Poland (PLN m), 2021-2025 >>> **134**

Shares of individual chains in the proximity supermarket channel in Poland (%), by sales value, 2021-2025 >>> **134**

Shares of individual proximity supermarket chains in the grocery market in Poland (%), by sales value, 2021-2025 >>> **135**

Change in sales of individual proximity supermarket chains in Poland (% YoY), 2021-2025 >>> **135**

Store count of individual proximity supermarket chains in Poland, 2021-2025 >>> **136**

Average store size of individual proximity supermarket chains in Poland (m²), 2021-2025 >>> **136**

Average annual sales per store of individual proximity supermarket chains in Poland (PLN m), 2021-2025 >>> **137**

Average annual sales per 1 m² of store area of individual proximity supermarket chains in Poland (PLN thousand), 2021-2025 >>> **137**

Structure of the Polish population buying groceries in proximity supermarkets (%), by selected socio-demographic characteristics, 2024-2025 >>> **139**

Main shopping missions carried out in the proximity supermarket channel by Poles (%), 2025 >>> **140**

PMR forecast: Hypermarket channel in Poland – sales value (PLN m) and its change (% YoY), 2021-2030 >>> **142**

Sales value of individual hypermarket chains in Poland (PLN m), 2021-2025 >>> **142**

Shares of individual chains in the hypermarket channel in Poland (%), by sales value, 2021-2025 >>> **143**

Shares of individual hypermarket chains in the grocery market in Poland (%), by sales value, 2021-2025 >>> **143**

Change in sales of individual hypermarket chains in Poland (% YoY), 2021-2025 >>> **143**

Store count of individual hypermarket chains in Poland, 2021-2025 >>> **144**

Average store size of individual hypermarket chains in Poland (m²), 2021-2025 >>> **144**

Average annual sales per store of individual hypermarket chains in Poland (PLN m), 2021-2025 >>> **145**

Average annual sales per 1 m² of store area of individual hypermarket chains in Poland (PLN thousand), 2021-2025 >>> **145**

Structure of the Polish population buying groceries in hypermarkets (%), by selected socio-demographic characteristics, 2024-2025	»»	146
Main shopping missions carried out in the hypermarket channel by Poles (%), 2025	»»	148
PMR forecast: Supermarket channel in Poland – sales value (PLN m) and its change (% YoY), 2021-2030	»»	149
Sales value of individual supermarket chains in Poland (PLN m), 2021-2025	»»	150
Shares of individual chains in the supermarket channel in Poland (%), by sales value, 2021-2025	»»	150
Shares of individual supermarket chains in the grocery market in Poland (%), by sales value, 2021-2025	»»	150
Change in sales of individual supermarket chains in Poland (% YoY), 2021-2025	»»	151
Store count of individual supermarket chains in Poland, 2021-2025	»»	151
Average store size of individual supermarket chains in Poland (m ²), 2021-2025	»»	152
Average annual sales per store of individual supermarket chains in Poland (PLN m), 2021-2025	»»	152
Average annual sales per 1 m ² of store area of individual supermarket chains in Poland (PLN thousand), 2021-2025	»»	153
Structure of the Polish population buying groceries in supermarkets (%), by selected socio-demographic characteristics, 2024-2025	»»	154
Main shopping missions carried out in the supermarket channel by Poles (%), 2025	»»	156
PMR forecast: Small-format stores in Poland – sales value (PLN m) and its change (% YoY), 2021-2030	»»	157
PMR forecast: Convenience store channel in Poland – sales value (PLN m) and its change (% YoY), 2021-2030	»»	158
Sales value of individual convenience chains in Poland (PLN m), 2021-2025	»»	159
Shares of individual chains in the convenience channel in Poland (%), by sales value, 2021-2025	»»	160
Shares of individual convenience chains in the grocery market in Poland (%), by sales value, 2021-2025	»»	160
Change in sales of individual convenience store chains in Poland (% YoY), 2021-2025	»»	161
Store count of individual convenience chains in Poland, 2021-2025	»»	161
Structure of the Polish population buying groceries in convenience stores (%), by selected socio-demographic characteristics, 2024-2025	»»	162

Main shopping missions carried out in the convenience channel by Poles (%), 2025 >>> **164**

PMR forecast: Other small grocery store channel in Poland – sales value (PLN m) and its change (% YoY), 2021-2030 >>> **165**

Sales value of individual small grocery store chains in Poland (PLN m), 2021-2025 >>> **166**

Shares of individual chains in the small grocery store channel in Poland (%), by sales value, 2021-2025 >>> **167**

Shares of individual small grocery store chains in the grocery market in Poland (%), by sales value, 2021-2025 >>> **168**

Change in sales of individual chains of small grocery stores in Poland (% YoY), 2021-2025 >>> **168**

Store count of individual chains of small grocery stores in Poland, 2021-2025 >>> **169**

Store count of other chains of small grocery stores in Poland, 2021-2025 >>> **170**

Structure of the Polish population buying groceries in other small stores (%), by selected socio-demographic characteristics, 2024-2025 >>> **171**

Main shopping missions carried out in the other small grocery store channel by Poles (%), 2025 >>> **172**

PMR forecast: Online grocery sales channel in Poland – sales value (PLN m) and its change (% YoY), 2021-2030 >>> **173**

Sales value of individual online grocery stores in Poland (PLN m), 2021-2025 >>> **175**

Shares of individual online stores in the online grocery sales channel in Poland (%), 2021-2025 >>> **175**

Change in sales of individual online grocery stores in Poland (% YoY), 2021-2025 >>> **176**

Share of Poles doing grocery shopping online (%), by selected socio-demographic characteristics, 2021-2025 >>> **177**

Consumer habits – online grocery shopping (%), 2025 >>> **178**

Reasons for not buying groceries online (%), 2024-2025 >>> **179**

Places of purchase of grocery when shopping online (%), 2021-2025 >>> **180**

Types of food products purchased online (%), 2024-2025 >>> **181**

Structure of the Polish population buying groceries online (%), by selected socio-demographic characteristics, 2024-2025 >>> **182**

Main shopping missions carried out in the online channel by Poles – stores with fresh and pre-packaged products (%), 2025 >>> **184**

Main shopping missions carried out in the online channel by Poles – stores with pre-packaged products (%), 2025 >>> **184**

Main shopping missions carried out in the online channel by Poles – e-commerce platforms (%), 2025 >>> **185**

PMR forecast: Sales channel for grocery shopping at petrol stations in Poland – sales value (PLN m) and its change (% YoY), 2021-2030 >>> **186**

Number of petrol stations in Poland, 2019-2024 >>> **187**

Number of petrol stations in Poland, by key operators, 2019-2024 >>> **188**

Share of petrol stations in Poland (%), by key operators and number of stations, 2019-2024 >>> **188**

Structure of the Polish population buying groceries at petrol stations (%), by selected socio-demographic characteristics, 2024-2025 >>> **189**

Main shopping missions carried out in the petrol station stores channel by Poles (%), 2025 >>> **191**

Number of specialist stores in Poland, by type of product range, 2005 and 2019-2025 >>> **192**

Most popular types of specialist stores in Poland (%), 2024-2025 >>> **192**

Specialist stores where Poles do shopping (%), by selected socio-demographic characteristics, 2025 >>> **193**

Structure of the Polish population buying groceries in specialist stores (%), by selected socio-demographic characteristics, 2024-2025 >>> **194**

Number of permanent open-air markets in Poland, 2020-2025 >>> **199**

Share of Poles doing grocery shopping at open-air markets (%), 2021-2025 >>> **200**

Food products purchased at open-air markets in Poland (%), 2024-2025 >>> **200**

Factors important when choosing an open-air market as a place to buy groceries in Poland (%), 2024-2025 >>> **201**

Factors important when choosing an open-air market as a place to buy groceries in Poland (%), April/May 2025 >>> **202**

Structure of the Polish population buying groceries at open-air markets (%), by selected socio-demographic characteristics, 2024-2025 >>> **203**

Structure of the Polish population buying groceries in health and beauty stores (%), by selected socio-demographic characteristics, 2024-2025 >>> **205**

Structure of the Polish population buying groceries in non-food discount stores (%), by selected socio-demographic characteristics, 2024-2025 >>> **207**

Profiles of the top grocery retail companies and groups » 209

Sales revenues, revenue per store, and store count of the Biedronka chain in Poland, 2021-2025 » **209**

Main shopping missions carried out at Biedronka, 2024-2025 » **211**

Biedronka store count per one million residents, April 2025 » **212**

Sales revenues, revenue per store, and store count of the Schwarz Group in Poland, 2021-2025 » **213**

Main shopping missions carried out at Kaufland, 2024-2025 » **214**

Kaufland store count per one million residents, April 2025 » **215**

Main shopping missions carried out at Lidl, 2024-2025 » **217**

Lidl store count per one million residents, April 2025 » **217**

Eurocash Group » **218**

Sales revenues, revenue per store, and store count of the Eurocash Group in Poland, 2021-2025 » **218**

Main shopping missions carried out at Delikatesy Centrum, 2024-2025 » **221**

Main shopping missions carried out at Lewiatan, 2024-2025 » **221**

abc store count per one million residents, April 2025 » **222**

Lewiatan store count per one million residents, April 2025 » **223**

Delikatesy Centrum store count per one million residents, April 2025 » **224**

Groszek store count per one million residents, April 2025 » **225**

Gama store count per one million residents, April 2025 » **226**

Euro Sklep store count per one million residents, April 2025 » **227**

Arhelan store count per one million residents, April 2025 » **228**

Sales revenues, revenue per store and store count of the Dino chain in Poland, 2021-2025 » **229**

Main shopping missions carried out at Dino, 2024-2025 » **230**

Dino store count per one million residents, April 2025 » **231**

Sales revenues, revenue per store and store count of the Zabka chain in Poland, 2021-2025 » **232**

Main shopping missions carried out at Zabka, 2024-2025 » **234**

Zabka store count per one million residents, April 2025 >> **235**

Sales revenues, revenue per store and store count of the GK Specjal chain in Poland, 2021-2025 >> **236**

Sales revenues, revenue per store and store count of the Carrefour Group in Poland, 2021-2025 >> **238**

Carrefour Hypermarket store count per one million residents, April 2025 >> **240**

Carrefour Supermarket store count per one million residents, April 2025 >> **241**

Carrefour Express store count per one million residents, April 2025 >> **242**

Carrefour Globi store count per one million residents, April 2025 >> **243**

Carrefour Supeco store count per one million residents, April 2025 >> **244**

Sales revenues, revenue per store and store count of the Auchan Group in Poland, 2021-2025 >> **245**

Auchan Supermarket store count per one million residents, April 2025 >> **247**

Auchan Hypermarket store count per one million residents, April 2025 >> **248**

Auchan Easy store count per one million residents, April 2025 >> **249**

Moje Auchan store count per one million residents, April 2025 >> **250**

Maxima Grupe >> **251**

Sales revenues, revenue per store and store count of the Maxima Grupe chain in Poland (PLN m), 2021-2025 >> **251**

Stokrotka store count per one million residents, April 2025 >> **252**

Stokrotka Express store count per one million residents, April 2025 >> **253**

Netto >> **254**

Sales revenues, revenue per store and store count of the Netto chain in Poland, 2021-2025 >> **254**

Netto store count per one million residents, April 2025 >> **255**

Les Mousquetaires >> **256**

Sales revenues, revenue per store and store count of the Intermarche chain in Poland, 2021-2025 >> **256**

Intermarche store count per one million residents, April 2025 >> **257**

Sales revenues, revenue per store and store count of Polska Grupa Supermarketow in Poland, 2021-2025 >> **258**

Sales revenues, revenue per store and store count of the Aldi chain in Poland,
2021-2024 >> **259**

Aldi store count per one million residents, April 2025 >> **260**

E.Leclerc >> **261**

Sales revenues, revenue per store and store count of the E.Leclerc chain in Poland,
2021-2025 >> **261**

E.Leclerc Hypermarket store count per one million residents, April 2025 >> **263**

E.Leclerc Supermarket store count per one million residents, April 2025 >> **264**

Frac store count per one million residents, April 2025 >> **265**

Sales revenues, revenue per store and store count of the Polomarket chain in Poland,
2021-2025 >> **266**

Polomarket store count per one million residents, April 2025 >> **267**

Sales revenues, revenue per store and store count of the Chorten Group in Poland,
2021-2025 >> **268**

Sales revenues, revenue per store and store count of Odido stores in Poland,
2021-2025 >> **270**

Odido store count per one million residents, April 2025 >> **271**

PMR MARKET EXPERTS

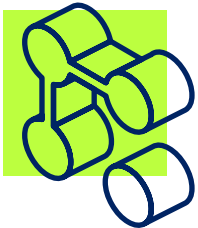
by Hume's

WE UNDERSTAND THAT DATA IS NOT JUST ABOUT NUMBERS.

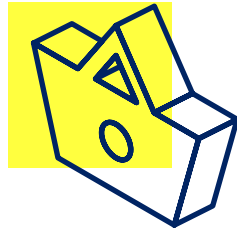
IT IS THE FOUNDATION OF THE DECISIONS SHAPING THE FUTURE OF YOUR BUSINESS.

At PMR Market Experts, we have been preparing cyclical industry reports for over 20 years, refining our sector knowledge.

Our core specialisations:



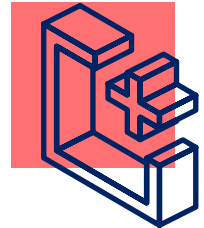
Digital & ICT



Retail



Pharma & Healthcare




Construction

Our reports are more than just a compilation of facts – **they are reliable knowledge based on proven methodology.** We combine primary and secondary data, proprietary algorithms and econometric models to provide precise information about the market, its values, growth rates, segments and key players.

We are part of **Hume's Institute** – a 360 research agency specialising in quantitative and qualitative research, forecasting and market predictions.

PMR Market Experts' data analysis and verification expertise, unique insights and proven forecasts provided by Hume's Institute give real insight and advantage to our Clients.

More than **600 clients worldwide** have already benefited from our services. We have analysed more than **5,000 brands**, operating in over **50 markets**. The trust placed in us by the major players is confirmed by the fact that we work with **70% of the prestigious Fortune 500 companies.**



tel.: +48 609 290 093
info@pmrcorporate.com
www.pmrmarketexperts.com



Krolewska 57
30-081 Krakow
Poland