



PMR MARKET
EXPERTS

GAMING MARKET IN POLAND 2025-2030

Trends in the market for video games, equipment and accessories

Table of contents

Overview of the gaming market in Poland >> 4

Number of gamers in Poland >> 6

Value of spending on video games in Poland >> 17

Subscription model >> 23

Cloud gaming >> 28

Growth forecasts for the gaming market in Poland in 2025-2030 >> 32

Valuation of the video game development market in Poland >> 36

Gaming equipment and accessories >> 41

Mobile gamers >> 41

Computer gamers (PCs and laptops) >> 45

Console gamers >> 52

Market trends >> 61

Methodology >> 63

List of graphs and tables >> 80

About PMR >> 84

List of graphs and tables

Share and number of internet users playing video games in Poland and change, 2015-2024 » 7

Share of internet users playing video games in Poland (%), by device, 2017-2024 » 8

Number of internet users playing video games on different devices in Poland (million) and its change (% YoY), 2015-2024 » 9

Number of gamers in leading European countries (%), by device, 2023 » 10

Number of gamers in Poland (%), by device, 2024 » 10

Frequency of playing video games among internet users in Poland (%), by device, 2024 » 11

Number of gamers paying for video games in Poland and its change, 2017-2024 » 12

Share of gamers paying for video games in Poland (%), 2017-2024 » 12

Frequency of buying video games among internet users in Poland (%), by device, 2024 » 13

Share of console gamers in Poland buying new or pre-owned video games (%), 2023-2024 » 14

Share of gamers in Poland using VR technology (%), 2023-2024 » 15

Share of gamers interested in using VR technology in the future (%), 2024 » 15

Share of gamers in Poland buying video games as a gift for someone (%), 2023-2024 » 16

Spending on video games in Poland and its change, 2015-2024 » 18

Breakdown of spending on video games in Poland, 2015-2024 » 19

Value of spending on digital versions of video games in Poland, 2015-2024 » 20

Average single spending on video games in Poland (PLN net), by type of game, 2024 » 21

Share of gamers paying for video games (%), by age group, 2024 » 22

Share of gamers subscribing to video games in Poland and the number of platforms they subscribe to simultaneously (%), 2024 » 24

Number of gamers subscribing to video games in Poland and its change, 2015-2024 » 24

List of graphs and tables

Number of months for which gamers in Poland pay subscription fees (%), 2024 » **26**

Spending on video game subscriptions in Poland and its change, 2015-2024 » **26**

Devices on which gamers in Poland pay subscriptions (%), 2024 » **26**

Share of gamers using cloud gaming platforms in Poland (%), 2024 » **29**

Share of gamers in Poland interested in using cloud gaming platforms in the future (%), 2024 » **29**

Period for which players pay for cloud gaming platforms in Poland (%), 2024 » **30**

PMR forecast: Spending on video games in Poland and its change, 2024-2030 » **33**

PMR forecast: Breakdown of spending on video games in Poland, 2024-2030 » **34**

PMR forecast: Number of internet users playing video games in Poland and its change, 2024-2030 » **35**

PMR forecast: Number of gamers in Poland, by device, 2024-2030 » **35**

Aggregate revenues of Polish video game developers listed on the WSE and NewConnect, their change and share of exports, 2015-2024 » **38**

Market capitalisation of Polish gaming companies listed on the WSE and NewConnect and its change, 2015-2024 » **39**

Number of Polish gaming companies listed on the WSE and NewConnect, 2016-2024 » **39**

Number of households in Poland owning a smartphone and its change, 2015-2024 » **42**

Number of smartphone users in Poland and its change, 2015-2024 » **42**

Approach of mobile gamers in Poland to purchasing a smartphone or tablet for playing video games* (%), 2024 » **43**

Influence of technical parameters on the choice of a smartphone or tablet for playing video games according to mobile gamers in Poland* (%), 2024 » **43**

List of graphs and tables

Number of households in Poland owning a laptop, tablet or desktop computer and its change, 2015-2024 >> **46**

Number of households in Poland owning a laptop and tablet or desktop computer, 2015-2024 >> **46**

Approach of PC and laptop gamers in Poland to the purchase or replacement of gaming equipment* (%), 2024 >> **47**

Amount most often spent on a new desktop or laptop for video games in Poland* (%), 2024 >> **47**

Most popular brands of gaming desktops and laptops in Poland (%), July 2025 >> **48**

Most popular brands of computer components in Poland (%), July 2025 >> **49**

Number of households in Poland owning gaming consoles, 2015-2024 >> **53**

Share of households in Poland owning gaming consoles (%), 2015-2024 >> **53**

Approach of console gamers in Poland to the purchase of gaming consoles* (%), 2024 >> **54**

Price most often spent on gaming consoles in Poland* (%), 2024 >> **54**

Most popular gaming console brands in Poland (%), July 2025 >> **55**

Gaming consoles owned by gamers in Poland* (%), July 2025 >> **55**

Plans of gamers in Poland to purchase the new Nintendo Switch 2 console (%), July 2025 >> **55**

Value of the different categories of gaming accessories (PLN m), by intended use, 2024 >> **58**

Share of the gaming accessories category in the total market value (%), 2024 >> **58**

Share of gaming accessories in the total market value (%), 2024 >> **58**

PMR forecast: Number of households in Poland owning PCs, laptops and tablets or consoles, 2024-2030 >> **59**

PMR forecast: Smartphone sales in Poland and their change, 2024-2030 >> **60**

PMR forecast: Desktop sales in Poland and their change, 2024-2030 >> **60**

List of graphs and tables

PMR forecast: Tablet sales in Poland and their change, 2024-2030 » 60

PMR forecast: Laptop sales in Poland and their change, 2024-2030 » 60

PMR forecast: GDP per capita and real GDP change in Poland, 2021-2030 » 70

PMR forecast: CPI inflation in Poland (% YoY), 2021-2030 » 72

PMR forecast: Average annual LFS unemployment rate and real change of average monthly gross wage in Poland, 2021-2030 » 73

PMR forecast: Real growth of household disposable income and private consumption in Poland (% YoY), 2021-2030 » 74

PMR forecast: Number of residents in Poland, share of different demographic groups and number of residents including refugees from Ukraine, 2021-2030 » 75

PMR forecast: Number of households in Poland (million) and average number of people per household, 2021-2030 » 76

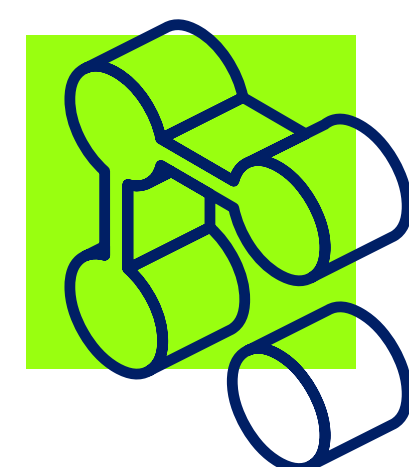


WE UNDERSTAND THAT DATA IS NOT JUST ABOUT NUMBERS.

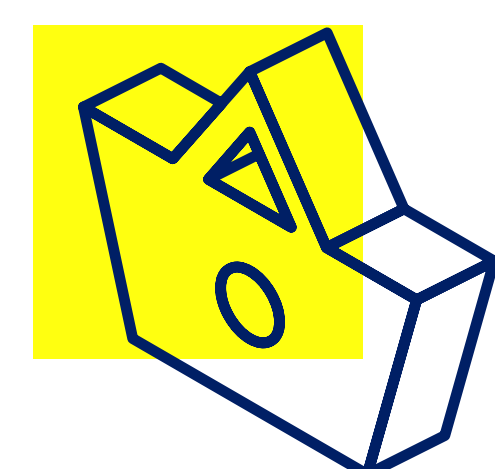
**IT IS THE FOUNDATION OF THE DECISIONS SHAPING
THE FUTURE OF YOUR BUSINESS.**

At PMR Market Experts, we have been preparing cyclical industry reports for over 20 years, refining our sector knowledge.

Our core specialisations:




Digital & ICT



Retail



Pharma & Healthcare



Construction

Our reports are more than just a compilation of facts – they are **reliable knowledge based on proven methodology**. We combine primary and secondary data, proprietary algorithms and econometric models to provide precise information about the market, its values, growth rates, segments and key players.

We are part of **Hume's Institute** – a 360 research agency specialising in quantitative and qualitative research, forecasting and market predictions.

PMR Market Experts' data analysis and verification expertise, unique insights and proven forecasts provided by Hume's Institute give real insight and advantage to our Clients.

More than **600 clients worldwide** have already benefited from our services. We have analysed more than **5,000 brands**, operating in over **50 markets**. The trust placed in us by the major players is confirmed by the fact that we work with **70% of the prestigious Fortune 500 companies**.

Prepared by:

Paweł Olszynka

ICT Business Unit Director
tel.: +48 609 636 026
pawel.olszynka@humes.pl

Patryk Gawłowicz

ICT Market Analyst
patryk.gawlowicz@humes.pl

Krzysztof Żelazowski

Market Data Analyst
krzysztof.zelazowski@humes.pl

Jagoda Sitek

ICT Market Analyst
jagoda.sitek@humes.pl

Aleksandra Kopecka

ICT Market Analyst
aleksandra.kopecka@humes.pl

Adam Bogaj

Junior ICT Market Analyst
adam.bogaj@humes.pl

Natalia Babrzymąka

Junior ICT Market Analyst
nbabrzymaka@humes.pl

Karolina Pełka

Senior Forecasting and Econometric Modelling Specialist
karolina.pelka@humes.pl

Iwona Kys

Forecasting and Econometric Modelling Specialist
iwona.kys@humes.pl

Krzysztof Gryzł

Senior Market Researcher
krzysztof.gryzlo@humes.pl



tel.: +48 609 290 093
info@pmrcorporate.com
www.pmrmarketexperts.com



Królewska 57
30-081 Kraków
Poland