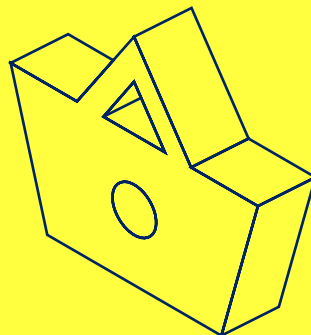




**PMR** RETAIL  
EXPERTS

# HORECA MARKET IN POLAND 2025

Market analysis and development forecasts  
for 2025-2030



© 1996–2025+ PMR MARKET EXPERTS

# Table of contents

## Executive summary » 12

## Value and forecasts for the HoReCa market in Poland » 31

Value of the HoReCa market in 2021-2024 and PMR forecast for 2025-2030 » 31

Value of the HoReCa market in 2021-2024, broken down into segments, and PMR forecast for 2025-2030 » 34

Number of food service establishments in 2021-2024 and PMR forecast for 2025-2030 » 36

## Main trends and key factors influencing the HoReCa market in Poland » 37

### Macroeconomic and demographic factors » 38

General macroeconomic outlook » 39

Growth rate of prices in general and price index for food services » 40

Tourist traffic in Poland » 42

Labour market situation in Poland » 44

Polish population's financial situation » 45

Number of companies in Poland » 46

Demographic situation in Poland » 47

Geopolitical environment » 48

Global trade tensions > 48

War in Ukraine > 48

Other risks > 49

### Demand-side factors » 49

Use of food services » 50

Impact of inflation on Poles' purchasing decisions » 54

<b>Impact of inflation on the use of HoReCa services</b>	<b>58</b>
Impact of inflation on the use of Ho services	<b>59</b>
Impact of inflation on the use of Re services	<b>60</b>
Impact of inflation on the use of Ca services	<b>63</b>
<b>Share of food service and accommodation expenses in household budgets</b>	<b>64</b>
<b>Increasing affluence and the popularity of eating breakfast outside the home</b>	<b>66</b>
<b>Generation Z is becoming an increasingly important consumer group in the HoReCa market</b>	<b>68</b>
<b>Culinary events as a popular social and culinary activity</b>	<b>73</b>
<b>Food preferences – changes in the food service market</b>	<b>74</b>
<b>Poles more often cut down on meat than choose meat-free diets</b>	<b>76</b>
<b>Following food critics, foodies and food brands on social media</b>	<b>78</b>
<b>Popularity of food-to-go products with negative impact on HoReCa market</b>	<b>81</b>
<b>Food services in shopping centres</b>	<b>82</b>
<b>Supply-side factors</b>	<b>85</b>
Expected chain expansion	<b>85</b>
Foreign fast-food chains interested in the Polish market	<b>88</b>
Acquisitions and changes in ownership in the restaurant market	<b>88</b>
Smaller towns targeted by food service chains	<b>89</b>
Growth of Ukrainian food service chains	<b>90</b>
Competition from retail-based food service – Zabka is gaining strength in the food-to-go market	<b>91</b>
Commercial parks with potential for the development of food service establishments	<b>91</b>
Shopping streets regain their role as urban activity hubs	<b>93</b>
Food services as the backbone of modern urban spaces – mixed-use projects	<b>93</b>
Food halls as a key feature of the modern urban and food services landscape	<b>94</b>
Food service establishments owned by celebrities	<b>94</b>
Cost of maintaining premises is no longer the biggest barrier to doing business	<b>96</b>
Plans of food service establishments and catering companies – expected further price increase	<b>100</b>
Eco-gastronomy – a step towards responsible consumption	<b>101</b>

## **Technological factors » 103**

No breakthrough for the Metaverse in food services » 103

Robotisation, automation and artificial intelligence in the HoReCa » 104

Role of aggregators in HoReCa services » 105

## **Ho – hotel food service market in Poland » 106**

**Value of the hotel food service market in 2021-2024 and PMR forecast for 2025-2030 » 106**

**Largest players in the hotel food service market, by revenue » 108**

**Socio-demographic profile of Poles using hotel food services » 110**

**Main trends affecting the hotel food service market » 112**

Poles' tourist trips > 112

Using hotel accommodation and food services > 114

Types of accommodation chosen for domestic tourist trips > 116

Food services used during domestic tourist trips > 118

Consumer perspective on hotel food services > 120

Innovative technologies in the area of hotel guest service > 121

World cuisine vs local cuisine > 122

CSR activities related to hotel food services > 123

Hybrid models in the HoReCa market as a new direction for development > 124

Adults-only hotels > 124

Hotels in shopping centres and retail parks > 125

## **Re – restaurant market in Poland » 126**

**Value of the restaurant market in 2021-2024 and PMR forecast for 2025-2030 » 126**

**Number of establishments in the restaurant market in 2021-2024 and PMR forecast for 2025-2030 » 128**

**Value of the restaurant market and number of establishments in 2021-2024 and PMR forecast for 2025-2030, by segment » 128**

Value of the restaurant market, by segment >>> **128**

Number of establishments in the restaurant market, by segment >>> **131**

Value of the restaurant market in Poland, by chain and independent establishments >>> **132**

Number of establishments in the restaurant market, by chain and independent establishments >>> **134**

**Largest players in the restaurant market, by revenue and number of establishments >>> 135**

**Socio-demographic profile of Re consumers >>> 137**

**Food delivery services in Poland >>> 139**

Poles on using food delivery >>> **139**

Socio-demographic profile of Poles ordering food delivery >>> **140**

Frequency of delivery ordering – the food delivery market is saturating >>> **142**

Ways of ordering food delivery >>> **143**

Most popular food ordering platforms >>> **145**

Dishes most frequently ordered for home delivery >>> **146**

Reasons for ordering food delivery >>> **147**

**Takeaway orders >>> 148**

Socio-demographic profile of Poles buying takeaway meals >>> **148**

Most frequently ordered takeaway dishes >>> **149**

**Main trends affecting the restaurant market in Poland >>> 150**

Visiting food service establishments - fast-food bars remain most popular > **150**

Eating out still an exception to the rule > **152**

Average expenditure, average receipt value and average daily number of receipts > **154**

Drinking-oriented outings - women go out for coffee, men for beer > **156**

Reasons for eating out - food service establishments as places for family and social gatherings > **159**

Selection criteria for food service establishments - price remains the most important factor > **161**

Poles' favourite types of cuisine - stable ranking > **162**

Potential for establishments with low prices and Polish cuisine > **164**

Food service establishments most lacking in rural areas and smallest towns > **165**

Types of cuisine missed by Poles in their place of residence > **166**

Fast-food bars as the most promising sub-segment in the next 2-3 years > **167**

Most frequently ordered dishes - on-site in establishments > **171**

Coffee - most frequently ordered beverage with a meal in food service establishments > **173**

Popularity of Asian cuisine > **175**

## **Restaurant market (Re) – restaurants >> 179**

Value of the restaurant segment in 2021-2024 and PMR forecast for 2025-2030 >> **179**

Major players in the restaurant segment, by number of establishments >> **180**

Restaurants in 2021-2024, by chain and independent establishments, and PMR forecast for 2025-2030 >> **182**

Socio-demographic profile of Poles visiting restaurants frequently >> **184**

Main trends affecting the restaurant segment >> **185**

Restaurant chains differentiated by type of cuisine served > **185**

Premium restaurants – are Poles willing to pay more? > **186**

Urban lifestyle encourages people to enjoy the lunch offer at establishments > **188**

## **Restaurant market (Re) – pizzerias >> 189**

Value of the pizzeria segment in 2021-2024 and PMR forecast for 2025-2030 >> **189**

Major players in the pizzeria segment by number of establishments >> **190**

Pizzerias in 2021-2024, by chain and independent establishments, and PMR forecast for 2025-2030 >> **192**

Socio-demographic profile of Poles visiting pizzerias frequently >> **194**

Main trends affecting the pizzeria segment >> **195**

Acquisitions and expansion plans – a change on the top spots in the ranking of the largest chains? > **195**

Poles enjoy pizza – on-site, by delivery and takeaway > **196**

Growing diversity – more and more types of pizzas on the market > **197**

## **Restaurant market (Re) – fast-food bars >> 198**

Value of the fast-food bar segment in 2021-2024 and PMR forecast for 2025-2030 >> **198**

Major players in the fast-food bar segment, by number of establishments >> **199**

Fast-food bars in 2021-2024, by chain and independent establishments, and PMR forecast for 2024-2030 >> **201**

Socio-demographic profile of Poles frequently visiting fast-food bars >> **203**

## Key trends influencing the fast-food bar segment >>> 204

Chains expansion continues – forecasts for 2025-2030 remain unchanged > 204

Development of food service offer at petrol stations > 205

Use of food services at petrol stations among Poles and the most frequently chosen stations > 208

Petrol stations as the most popular place to buy hot-dogs > 209

New trends in electromobility are changing consumption trends > 210

Preferences of the youngest Poles encourage the development of establishments with American cuisine > 210

Kebab – continued popularity and influencers > 212

## Restaurant market (Re) – cafes >>> 215

Value of the cafe segment in 2021-2024 and PMR forecast for 2025-2030 >>> 215

Major players in the cafe segment, by number of establishments >>> 216

Cafes in 2021-2024, by chain and independent establishments, and PMR forecast for 2025-2030 >>> 218

Socio-demographic profile of Poles visiting cafes frequently >>> 220

Main trends affecting the cafe segment >>> 221

Chains' expansion and modernisation > 221

Poles drink coffee most often at home, followed by restaurants and cafes > 222

Women are more likely to order coffee with their meal at a restaurant > 224

Most popular choices in cafes and ice cream parlours or for dessert – ice cream, pies, cakes and doughnuts > 225

Takeaway coffee – cafes are outperformed by petrol stations > 227

## Restaurant market (Re) – drink bars >>> 228

Value of the drink bar segment in 2021-2024 and PMR forecast for 2025-2030 >>> 228

Major players in the drink bar segment, by number of establishments >>> 231

Socio-demographic profile of Poles visiting drink bars frequently >>> 232

Main trends affecting the drink bar segment >>> 233

Continuing decline in beer sales in Poland > 233

Pubs and bars specialising in beer as the most popular place to go for a beer or a drink > 234

Beer as the most preferred alcohol when visiting food service establishments > 236

Men are more likely to order beer, while women – drinks > 237

Craft beer, craft and regional brewery establishments, multitaps > **239**

"NoLo" and growing popularity of non-alcoholic spirits > **240**

## **Ca – catering market in Poland » 241**

**Value of the catering market in 2021-2024 and PMR forecast for 2025-2030 » 241**

**Largest players in the catering market, by revenue » 243**

**Main trends affecting the catering market » 245**

Using catering services by Poles > **245**

Average number of customers of catering companies in Poland > **247**

Dispersion of catering companies in Poland > **248**

Expansion of diet catering > **249**

Upgrade and co-funding of school canteens > **250**

Hospital catering > **251**

Distant travel is conducive to the airline catering segment > **252**

Employer initiatives are conquering the workplace catering segment > **253**

Trends in event catering > **253**

Poland's lack of enthusiasm for boxed diets > **254**

## **Major players in the HoReCa market in Poland » 258**

**Major players in 2024 – sales value and market share » 258**

**Most recognisable food service brands » 260**

Market leaders at the top of the ranking > **260**

Strongest brand recognition among Generation Z > **261**

Chains Poles dine at > **262**

**Profiles of selected major players » 264**

McDonald's > **264**

AmRest > **265**

Orlen > **266**

Da Grasso > **267**

Kuchnia Vikinga > **268**

Maczfit Foods > **269**

Diety od Brokula Torlop > **270**

Accor/Orbis > **271**

Sfinks > **272**

Lagardere Travel Retail > **273**

Rex Concepts > **275**

Marriott International > **276**

Zdrojowa Hotels > **278**

Domino's Pizza > **279**

Mex Polska > **280**

**Methodology of the report » 281**

**List of graphs and tables » 293**

**About PMR » 306**

# List of graphs and tables

## Value and forecasts for the HoReCa market in Poland » 31

PMR forecast: Value (PLN m) and change (% YoY) of the HoReCa market in Poland, 2021-2030 » 33

CAGR of the HoReCa market value in Poland, 2021-2024 and 2025-2030 » 33

PMR forecast: Value of the HoReCa market in Poland (PLN m), by segment, 2021-2030 » 34

PMR forecast: Value shares of the Ho, Re and Ca segments in the HoReCa market in Poland (%), 2021-2030 » 35

PMR forecast: Growth rate of the HoReCa market in Poland (% YoY), by segment, 2021-2030 » 35

PMR forecast: Compound annual growth rate (CAGR) of the HoReCa market value (%), by segment, 2025-2030 » 35

PMR forecast: Number of food service establishments in the Ho and Re segments in Poland, 2021-2030 » 36

## Main trends and key factors influencing the HoReCa market in Poland » 37

Key factors and trends influencing the HoReCa market in Poland, 2021-2030 » 38

PMR forecast: Impact of macroeconomic and demographic factors on the HoReCa market in Poland, 2021-2030 » 39

PMR forecast: GDP per capita and real GDP change in Poland, 2021-2030 » 39

PMR forecast: CPI inflation and harmonised inflation of food service prices in Poland (% YoY), 2021-2030 » 41

PMR forecast: Number (million) of Polish tourists in the hotel segment in Poland and its change (% YoY), 2021-2030 » 43

PMR forecast: Number (million) of foreign tourists in the hotel segment in Poland and its change (% YoY), 2021-2030 » 43

PMR forecast: Passenger traffic at airports in Poland (million), 2021-2030 » 43

PMR forecast: Average annual LFS unemployment rate (%) and real change of average monthly gross wage in Poland (% YoY), 2021-2030 » 44

- PMR forecast: Real growth of household disposable income and private consumption in Poland (% YoY), 2021-2030 >> **45**
- PMR forecast: Total number of companies in Poland (thousand) and its change (% YoY), 2021-2030 >> **46**
- PMR forecast: Number of residents in Poland, share of different demographic groups and number of residents including refugees from Ukraine, 2021-2030 >> **47**
- PMR forecast: Impact of demand-side factors on the value of the HoReCa market in Poland, 2021-2030 >> **49**
- Penetration with HoReCa services in Poland (%), 2022-2024 >> **50**
- Use of HoReCa services in Poland (%), total population and HoReCa consumers, by type of service, 2024 >> **51**
- Use of HoReCa services in Poland (%), total population, by type of service, 2022-2024 >> **52**
- Use of HoReCa services in Poland (%), total population, by gender and type of service, 2024 >> **53**
- Use of HoReCa services in Poland (%), total population, by age and type of service, 2024 >> **53**
- Use of HoReCa services vs leading a so-called urban lifestyle (%), total population, 2024 >> **54**
- Limiting expenses due to price increases by Poles using HoReCa services in Poland (%), 2023-2025 >> **55**
- Product categories on which Poles using HoReCa services are limiting their spending (%), 2024-2025 >> **56**
- Product categories on which Poles using HoReCa services are limiting their spending in the first place (%), 2024-2025 >> **57**
- Categories on which Poles plan to increase spending once they stop saving (%), May 2025 >> **58**
- Attitudes towards the use of Ho services in the context of rising prices in Poland (%), 2025 >> **60**
- Places where Poles cut back on their spending when using the services of food service establishments (%), 2024-2025 >> **61**
- Attitudes towards the use of Re services in the context of rising prices in Poland (%), 2025 >> **63**
- Poles who would use boxed meal plan (Ca) if its price was lower (%), 2024-2025 >> **64**

Share of household spending on food services in Poland compared to selected countries, 2019-2023 >> **65**

Share of expenditure on hotel and restaurant services in the household budgets in Poland compared to selected countries (%), 2019-2023 >> **65**

Agreement with the statement: "I occasionally eat breakfast in restaurants or cafes" (%), 2024-2025 >> **67**

Generation Z vs other generations – selected dishes most frequently ordered for dine-in, delivery and takeaway (%), 2025 >> **69**

Generation Z vs other generations – beverages most frequently ordered with meals in food service establishments (%), 2025 >> **70**

Generation Z vs other generations – frequently visited establishments (%), 2025 >> **71**

Generation Z vs other generations – attitudes towards promotions, discounts and loyalty programmes (%), 2025 >> **71**

Generation Z vs. other generations – attitude towards the internet and social media in the context of using HoReCa services in Poland, 2025 >> **72**

Popularity of different diets among HoReCa users in Poland (%), 2023-2025 >> **75**

Giving up on going out to a food service establishment due to its menu not fitting the followed diet (%), 2023-2025 >> **76**

Distribution of people following vegetarian/vegan diets in Poland (%), 2024 >> **77**

Change in the amount of meat consumed over the past year (%), 2021-2024 >> **77**

Interest in vlogs and reviews of food service establishments (%), by selected socio-demographic characteristics 2025 >> **79**

Visiting a food service establishment based on a recommendation from a well-known person, e.g. influencer, YouTuber, actor (%), 2025 >> **80**

Influence of reviews of food service establishments on the decision to visit such a place (%), 2023-2025 >> **80**

Agreement with the statement: "I often photograph ordered dishes and post the pictures on social media" (%), 2025 >> **81**

Selected attitudes to ready-to-serve dishes in Poland (%), 2024-2025 >> **82**

Frequency of using food service establishments or food courts in shopping centres (%), by selected socio-demographic characteristics, 2025 >> **83**

Circumstances of using food service establishments or food courts in shopping centres (%), by selected socio-demographic characteristics, 2025 >> **84**

PMR forecast: Impact of supply-side factors on the value of the HoReCa market in Poland, 2021-2030 >>> **85**

Planned openings of establishments by selected restaurant chains in Poland, June 2025 >>> **86**

Selected food service establishments of celebrities in Poland, 2025 >>> **95**

Key barriers to running and developing a food service business in Poland (%), according to food service establishments and catering companies, 2025 >>> **97**

Key barriers to running and developing a food service business in Poland (%), according to food service establishments and catering companies, 2019-2025 >>> **97**

Key barriers to running and developing a food service business in Poland (%), by type of establishment, 2025 >>> **99**

Minimum wage in Poland (PLN) and its change (% YoY), 2010-2026 >>> **99**

Changes planned by food service establishments and catering companies in the near future in Poland (%), 2024-2025 >>> **100**

Changes planned by food service establishments and catering companies in the near future in Poland (%), by type of establishment, 2025 >>> **101**

PMR forecast: Impact of technological factors on the value of the HoReCa market in Poland, 2021-2030 >>> **103**

## Ho – hotel food service market in Poland >> **106**

PMR forecast: Value (PLN m) and change (% YoY) of the hotel food service (Ho) market in Poland, 2021-2030 >>> **107**

PMR forecast: Number of hotels in Poland and its change (% YoY), 2021-2030 >>> **107**

Largest hotel chains in Poland, May 2025 >>> **108**

Number of hotel rooms of the largest hotel groups in Poland, 2021-2025 >>> **109**

Estimated value of sales of food services in the largest hotel groups in Poland (PLN m), 2021-2025 >>> **109**

Growth rate of sales of food services in the largest hotel groups in Poland (% YoY), 2021-2025 >>> **110**

Estimated share of sales of food services by the largest hotel groups in the hotel food service (Ho) market in Poland (%), 2021-2025 >>> **110**

Structure of the Polish population using hotel food services (%), by selected socio-demographic characteristics, 2021-2024 >>> **111**

Structure of the Polish population using hotel food services (%), by selected socio-demographic characteristics, 2024 >>> **112**

Number of tourist trips (average), by selected socio-demographic characteristics, 2022-2024 >> **113**

Number of tourist trips within Poland (average), by selected socio-demographic characteristics, 2022-2024 >> **114**

Use of hotel accommodation and hotel food services in Poland (%), total population and HoReCa consumers, 2022-2024 >> **115**

Use of hotel accommodation and hotel food services in Poland (%), total population and HoReCa consumers, by selected socio-demographic characteristics, 2024 >> **115**

Situations when hotel accommodation is used in Poland (%), by selected socio-demographic characteristics, 2024 >> **116**

Number of nights spent in a hotel in Poland (%), 2021-2024 >> **117**

Types of facilities used by respondents during their tourist trips in Poland (%), by selected socio-demographic characteristics, 2024 >> **118**

Situations when hotel food services are used (%), 2021-2024 >> **118**

Board types during a hotel stay in Poland (%), by selected socio-demographic characteristics, 2024 >> **119**

Preferred type of breakfast during a hotel stay (%), by selected socio-demographic characteristics, 2024 >> **120**

Consumer attitudes towards hotel food service offer (%), 2024 >> **120**

## Re – restaurant market in Poland >> **126**

PMR forecast: Value (PLN m) and change (% YoY) of the restaurant (Re) market in Poland, 2021-2030 >> **127**

PMR forecast: CAGR of the restaurant market value (%), 2021-2024 and 2025-2030 >> **127**

PMR forecast: Number of establishments in the restaurant market in Poland, 2021-2030 >> **128**

PMR forecast: Value of the restaurant market in Poland (PLN m), by segment, 2021-2030 >> **129**

PMR forecast: Change in the value of the restaurant market in Poland (% YoY), by segment, 2021-2030 >> **130**

PMR forecast: CAGR of the restaurant market value (%), by segment, 2021-2024 and 2025-2030 >> **130**

- PMR forecast: Shares of individual segments in the sales value of the restaurant market in Poland (%), 2021-2030 >>> **131**
- Shares of individual segments in the sales value of the restaurant market in Poland (%), 2019 and 2030 >>> **131**
- PMR forecast: Number of establishments in the restaurant market in Poland, by segment, 2021-2030 >>> **132**
- PMR forecast: Shares of individual segments in the restaurant market in Poland (%), by number of establishments, 2021-2030 >>> **132**
- PMR forecast: Value of the restaurant market in Poland (PLN m), by chain and independent establishments, 2021-2030 >>> **133**
- PMR forecast: Value structure of the restaurant market in Poland (%), by chain and independent establishments, 2021-2030 >>> **133**
- PMR forecast: Value structure of the restaurant market in Poland (%), excluding petrol station chains, by chain and independent establishments, 2021-2030 >>> **133**
- PMR forecast: Number of chain and independent establishments in the restaurant market in Poland, 2021-2030 >>> **134**
- PMR forecast: Structure of the number of establishments in the restaurant market in Poland (%), by chain and independent establishments, 2021-2030 >>> **134**
- PMR forecast: Structure of the number of establishments in the restaurant market in Poland (%), excluding petrol station chains, by chain and independent establishments, 2021-2030 >>> **134**
- Selected food service chains in Poland, by estimated sales value (PLN m), 2021-2025 >>> **135**
- Largest food service chains in Poland, by number of establishments, 2021-2025 >>> **136**
- Structure of the Polish population using services of the restaurant market (Re) (%), by selected socio-demographic characteristics, 2021-2024 >>> **138**
- Structure of the Polish population using services of the restaurant market (Re) (%), by selected socio-demographic characteristics, 2024 >>> **139**
- Consumers of HoReCa services, by users of food delivery services before 2024, in 2024 and those intending to use them in 2025 (%), 2025 >>> **140**
- Structure of the Polish population ordering food delivery in food service establishments (%), by selected socio-demographic characteristics, 2023-2024 >>> **141**
- Frequency of ordering food delivery in Poland (%), 2021-2024 >>> **142**
- Frequency of ordering food delivery in Poland (%), by selected socio-demographic characteristics, 2024 >>> **143**
- Ways of ordering food delivery in Poland (%), 2022-2024 >>> **144**

Ways of ordering food delivery in Poland (%), by selected socio-demographic characteristics, 2024 >> **145**

Most popular food delivery platforms in Poland (%), 2022-2024 >> **146**

Types of food ordered for home delivery in Poland (%), 2025 >> **147**

Reasons for ordering food delivery by consumers in Poland (%), by gender, 2025 >> **147**

Structure of the Polish population buying takeaway meals from food service establishments (%), by selected socio-demographic characteristics, 2023-2024 >> **148**

Takeaway meals most frequently ordered in food service establishments in Poland (%), 2025 >> **150**

Frequency of eating out at selected types of establishments (%), 2024 >> **151**

Frequency of eating out at selected types of establishments (%), 2023-2024 >> **152**

Frequency of eating out at selected types of establishments (%), by age, 2024 >> **152**

Treating eating out as an exception to the rule by Poles (%), 2024-2025 >> **153**

Poles believing that children should eat mainly home-cooked meals and avoid eating out (%), 2024-2025 >> **154**

Average amounts spent on dinner per person in a food service establishment among Poles (PLN), 2023-2025 >> **155**

Average amounts spent on dinner per person in a food service establishment in Poland (%), by price range, 2024-2025 >> **155**

Average daily value of receipts in food service establishments (PLN), by type of establishment, 2023-2025 >> **156**

Average daily number of receipts issued in food service establishments, by type of establishment, 2023-2025 >> **156**

Going out to food service establishments to mainly consume beverages (%), 2021-2024 >> **157**

Going out to food service establishments to mainly consume beverages (%), alcohol vs non-alcoholic drinks, 2024 >> **158**

Going out to food service establishments to mainly consume beverages (%), alcohol vs non-alcoholic drinks, by selected socio-demographic characteristics, 2024 >> **158**

Poles' reasons for eating out (%), 2024-2025 >> **160**

Poles' reasons for eating out (%), by gender and age, 2025 >> **160**

Factors important for Poles when choosing a food service establishment (%), 2023-2025 >> **162**

- Poles' favourite types of cuisine (%), 2023-2025 >>> **163**
- Poles agreeing with the statement that they like to try new, unfamiliar dishes and cuisines (%), 2024-2025 >>> **164**
- Types of food service establishments that are missing in respondents' place of residence (%), 2024-2025 >>> **165**
- Poles who do not lack any type of food service establishments in their place of residence (%), by place of residence, 2025 >>> **166**
- Types of food service establishments that are missing in rural areas and the smallest towns (%), 2025 >>> **166**
- Types of cuisine served in food service establishments that are missing in respondents' place of residence (%), 2024-2025 >>> **167**
- Most prospective establishments in the next 2-3 years in Poland (%), according to food service companies, 2025 >>> **169**
- Explanation of the categories marked with an asterisk (\*) in the table "Most prospective establishments in the next 2-3 years in Poland (%), according to food service companies, 2025" >>> **170**
- Most frequently ordered meals in food service establishments in Poland (%), 2023-2025 >>> **172**
- Ranking of the most frequently ordered meals in food service establishments, by age, 2025 >>> **173**
- Beverages frequently ordered by Poles with a meal in food service establishments (%), 2025 >>> **174**
- Frequency of ordering beverages with meals in food service establishments (%), by type of beverage, 2025 >>> **174**
- Poles who listed Asian cuisine among their favourite types of cuisine (%), 2021-2024 >>> **176**
- Poles who listed Asian cuisine among their favourite types of cuisine (%), by selected socio-demographic characteristics, 2025 >>> **176**
- Selected food service chains and brands offering Japanese cuisine in Poland, by number of establishments, 2021-2025 >>> **178**
- PMR forecast: Value (PLN m) and change (% YoY) of the restaurant market in Poland, 2021-2030 >>> **180**
- Largest restaurant chains in Poland, by number of establishments, 2021-2025 >>> **181**
- PMR forecast: Value of the restaurant market in Poland (PLN m), by chain and independent establishments, 2021-2030 >>> **182**

- PMR forecast: Change in sales at chain and independent restaurants in Poland (% YoY), 2021-2030 >> **183**
- PMR forecast: Number of chain and independent restaurants in Poland, 2021-2030 >> **183**
- PMR forecast: Average revenue per chain and independent restaurant in Poland (PLN m), 2021-2030 >> **184**
- Structure of the Polish population eating out in restaurants (%), by selected socio-demographic characteristics, 2023-2024 >> **185**
- Selected restaurant chains in Poland, by type of cuisine served, May 2025 >> **186**
- Poles' willingness to pay more to eat in a Michelin-starred or other award-winning restaurant (%), 2024-2025 >> **187**
- Poles who frequently use lunch offers\* at food service establishments (%), 2024-2025 >> **188**
- Impact of the urban lifestyle on Poles' frequent use of lunch offers\* at restaurants (%), by place of residence, 2025 >> **189**
- PMR forecast: Value (PLN m) and change (% YoY) of the pizzeria market in Poland, 2021-2030 >> **190**
- Selected top pizzeria chains in Poland, by number of establishments, 2021-2025 >> **191**
- PMR forecast: Value of the pizzeria market in Poland (PLN m), by chain and independent establishments, 2021-2030 >> **193**
- PMR forecast: Change in sales at chain and independent pizzerias in Poland (% YoY), 2021-2030 >> **193**
- PMR forecast: Number of chain and independent pizzerias in Poland, 2021-2030 >> **193**
- PMR forecast: Average revenue per chain and independent pizzeria in Poland (PLN m), 2021-2030 >> **194**
- Structure of the Polish population eating out in pizzerias (%), by selected socio-demographic characteristics, 2023-2024 >> **194**
- Three most frequently ordered dishes by Poles, on-site, by delivery and takeaway (%), 2025 >> **196**
- Poles who listed pizza among the most frequently ordered dishes (%), by selected socio-demographic characteristics, 2025 >> **196**
- PMR forecast: Value (PLN m) and change (% YoY) of the fast-food bar market in Poland, 2021-2030 >> **198**
- Largest fast-food bar chains in Poland, by number of establishments, 2021-2025 >> **199**

PMR forecast: Value of the fast-food bar market in Poland (PLN m), by chain, independent and petrol station bars, 2021-2030 >>> **202**

PMR forecast: Change in sales at chain, independent and petrol station fast-food bars in Poland (% YoY), 2021-2030 >>> **202**

PMR forecast: Number of chain, independent and petrol station fast-food bars in Poland, 2021-2030 >>> **203**

PMR forecast: Average revenue per fast-food bar in Poland (PLN m), by chain, independent and petrol station bars, 2021-2030 >>> **203**

Structure of Poles eating out in fast-food bars, food trucks and self-service bars with food by weight (%), by selected socio-demographic characteristics, 2023-2024 >>> **204**

Number of petrol stations in Poland, 2019-2024 >>> **206**

Largest food chains at petrol stations in Poland, by number of establishments, 2021-2025 >>> **207**

Frequency of dining at petrol stations among Poles (%), 2025 >>> **208**

Stations whose food services are used by Poles (%), 2024 >>> **209**

Place of purchase of hot-dogs in Poland (%), 2023/2024-2024/2025 >>> **210**

Poles listing American cuisine among their five favourite types of cuisine (%), by generation, 2024-2025 >>> **211**

Poles reporting a lack of American cuisine establishments in their place of residence (%), by generation, 2024-2025 >>> **212**

Poles listing kebab among the most frequently ordered dishes (%), by generation, 2025 >>> **213**

Selected largest kebab bar chains in Poland, by number of establishments, 2021-2025 >>> **214**

PMR forecast: Value (PLN m) and change (% YoY) of the cafe market in Poland, 2021-2030 >>> **216**

Largest cafe chains in Poland, by number of establishments, 2021-2025 >>> **217**

PMR forecast: Value of the cafe market in Poland (PLN m), by chain and independent establishments, 2021-2030 >>> **218**

PMR forecast: Change in sales at chain and independent cafes in Poland (% YoY), 2021-2030 >>> **219**

PMR forecast: Number of chain and independent cafes in Poland, 2021-2030 >>> **219**

PMR forecast: Average revenue per chain and independent cafe in Poland (PLN m), 2021-2030 >>> **219**

- Structure of Poles visiting coffee and tea rooms (%), by selected socio-demographic characteristics, 2023-2024 >> **220**
- Places where Poles drink coffee most frequently (%), 2025 >> **223**
- Places where Poles drink coffee most frequently (%), by gender and age, 2025 >> **223**
- Poles who often order coffee with their meal in a restaurant (%), by selected socio-demographic characteristics, 2025 >> **224**
- Snacks and desserts most often ordered in cafes, ice cream parlours and/or for dessert by Poles (%), on-site, 2025 >> **226**
- Snacks and desserts most often ordered in cafes, ice cream parlours and/or for dessert by Poles (%), takeaway, 2025 >> **226**
- Purchases of takeaway coffee by Poles (%), 2023-2025 >> **227**
- Place of purchase of takeaway coffee in Poland (%), 2024/2025 >> **228**
- PMR forecast: Value (PLN m) and change (% YoY) of the drink bar market in Poland, 2021-2030 >> **229**
- PMR forecast: Number of drink bars in Poland, 2021-2030 >> **230**
- PMR forecast: Average revenue per drink bar in Poland (PLN m), 2021-2030 >> **231**
- Largest drink bar chains in Poland, by number of establishments, 2021-2025 >> **232**
- Structure of Poles visiting drink bars (%), by selected socio-demographic characteristics, 2023-2024 >> **233**
- Places most frequently chosen by Poles to consume beer, drinks and other alcoholic beverages\* (%), 2025 >> **235**
- Places most frequently chosen by Poles to consume beer, drinks and other alcoholic beverages\* (%), by gender and age, 2025 >> **235**
- Alcoholic beverages often ordered by Poles when visiting restaurants and bars specialising in alcoholic beverages (%), 2025 >> **237**
- Frequency of ordering alcohol among Poles when visiting restaurants and bars specialising in alcoholic beverages (%), by type of beverage, 2025 >> **237**
- Frequency of ordering beer when visiting food service establishments specialising in alcoholic beverages (%), by selected socio-demographic characteristics, 2025 >> **238**
- Frequency of ordering drinks when visiting food service establishments specialising in alcoholic beverages (%), by selected socio-demographic characteristics, 2025 >> **239**
- Selected pubs of craft breweries in Poland, by number of establishments, 2023-2025 >> **240**

## Ca – catering market in Poland » 241

PMR forecast: Value (PLN m) and change (% YoY) of the entire catering market (Ca) in Poland, 2021-2030 » **242**

PMR forecast: Value (PLN m) and change (% YoY) of the catering market in Poland, excluding the section shared with the Ho and Re markets, 2021-2030 » **243**

Total revenue of the leading catering companies in Poland (PLN m), 2021-2025 » **244**

Change of revenues generated by the leading catering companies in Poland (%), 2021-2025 » **244**

Estimated shares of sales of the leading catering companies in the Ca market in Poland (%), 2021-2025 » **245**

Use of catering services in Poland (%), total population and HoReCa consumers by type of service, 2022-2024 » **246**

Use of selected catering services in Poland (%), by selected socio-demographic characteristics, 2024 » **246**

Average number of customers served per month by catering companies in Poland, 2024 » **248**

Number of catering companies in Poland, 2021-2024 and Q1 2025 » **249**

Structure of catering companies in Poland (number of companies, %), by number of staff, 2024 » **249**

Form of meal preparation in hospitals in Poland (%), by type of hospital ownership, 2024 » **252**

Number of sacraments administered in Poland (thousand), 2020-2023 » **254**

Use of boxed diets/personal catering and plans to use or continue the diet (%), 2024-2025 » **255**

Poles' top five reasons for not using boxed diets/personal catering (%), 2025 » **256**

Top five factors that would encourage Poles to try boxed diets/personal catering (%), 2025 » **257**

## Major players in the HoReCa market in Poland » 258

Top 30 players in the HoReCa market in Poland, by sales value (PLN m), 2024 » **259**

Recognition of selected food service brands among Poles using HoReCa services (%), 2025 » **260**

- Recognition of selected food service brands among Poles using HoReCa services (%), by selected socio-demographic characteristics, 2025 >>> **261**
- Chains Poles dine at (%), by gender and age, 2024 >>> **263**
- Sales value and number of establishments of McDonald's in Poland, 2021-2025 >>> **264**
- Sales value and number of establishments of AmRest in Poland, 2021-2025 >>> **265**
- Total sales, sales of food services and number of food service outlets of Orlen in Poland, 2021-2025 >>> **266**
- Sales value and number of establishments of Da Grasso in Poland, 2021-2025 >>> **267**
- Sales value of (Wschodni Front) Kuchnia Vikinga catering services in Poland (PLN m), 2021-2025 >>> **268**
- Sales value of Maczfit Foods catering services in Poland (PLN m), 2021-2025 >>> **269**
- Sales value of Diety od Brokula catering services in Poland (PLN m), 2021-2025 >>> **270**
- Total sales, sales of food services and number of hotels and rooms of Accor/Orbis in Poland, 2021-2025 >>> **271**
- Sales value and number of establishments of Sfinks in Poland, 2021-2025 >>> **272**
- Sales value and number of selected Lagardere Travel Retail chains in Poland, 2021-2025 >>> **273**
- Sales value and number of establishments of Rex Concepts in Poland, 2021-2025 >>> **275**
- Total sales, sales of food services and number of hotels and rooms of the Marriott Group in Poland, 2021-2025 >>> **276**
- Total sales, sales of food services and number of hotels and rooms of Zdrojowa Hotels in Poland, 2021-2025 >>> **278**
- Sales value and number of establishments of Domino's Pizza in Poland, 2021-2025 >>> **279**
- Sales value and number of establishments of Mex Polska in Poland, 2021-2025 >>> **280**

# PMR MARKET EXPERTS

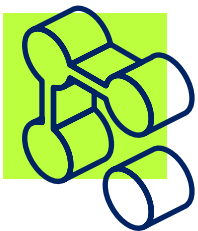
by Hume's

**WE UNDERSTAND THAT DATA IS NOT JUST ABOUT NUMBERS.**

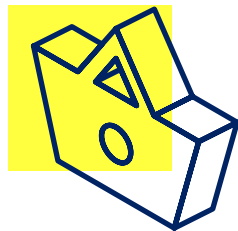
**IT IS THE FOUNDATION OF THE DECISIONS SHAPING THE FUTURE OF YOUR BUSINESS.**

At PMR Market Experts, we have been preparing cyclical industry reports for over 20 years, refining our sector knowledge.

Our core specialisations:



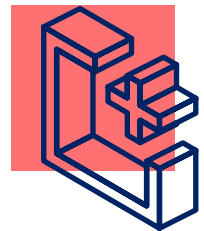
**Digital & ICT**



**Retail**



**Pharma & Healthcare**




**Construction**

Our reports are more than just a compilation of facts – **they are reliable knowledge based on proven methodology.** We combine primary and secondary data, proprietary algorithms and econometric models to provide precise information about the market, its values, growth rates, segments and key players.

We are part of **Hume's Institute** – a 360 research agency specialising in quantitative and qualitative research, forecasting and market predictions.

PMR Market Experts' data analysis and verification expertise, unique insights and proven forecasts provided by Hume's Institute give real insight and advantage to our Clients.

More than **600 clients worldwide** have already benefited from our services. We have analysed more than **5,000 brands**, operating in over **50 markets**. The trust placed in us by the major players is confirmed by the fact that we work with **70% of the prestigious Fortune 500 companies.**



tel.: +48 609 290 093  
info@pmrcorporate.com  
[www.pmrmarketexperts.com](http://www.pmrmarketexperts.com)



Krolewska 57  
30-081 Krakow  
Poland